



City of Marco Island

Date: October 18, 2021
To: City Council
From: Daniel James Smith, AICP, Director of Community Affairs
Re: Community Affairs Department

Samantha Malloy, CPRP - Manager of Parks, Culture, & Recreation

Community Special Events.

- Join your community for Pickleball with Marco Island Police Officers! Friday, Oct. 22nd, 12pm – 2pm at the Marco Island Racquet Center. *This is a part of our celebration of City Government Week.*
- Movie in the Park, showing THE HAUNTED MANSION, Friday, October 29th, Mackle Park, 6:45pm.
- Halloween Spooktacular! Saturday, October 30th, Mackle Park, 4pm – 6pm. Costume Contest, Scavenger Hunt, and kids' hayride around the lake!
- To see other events and happenings that are taking place at Parks & Recreation and around the City, please see our calendar on the City website.

Mackle Park Community Center

- Parents Night Out! Friday, October 15th, 6pm – 10pm
- Be Fit over 50 Beginning October 18 - Monday, Tuesday, and Fridays
- Chair/Gentle Yoga Starting on October 19th - Tuesdays 1-2 pm
- Beginner Yoga Starting on October 20 - Wednesdays 1-2 pm
- Our Maintenance Department is working on some issues that we are having with the spray park. They are doing what they can to keep it up and running.
- The shade project at the playground is underway! A huge THANK YOU to everyone involved who helped make this happen!
- We have regular field reservations for both adult & youth sports, Monday, Tuesday, Thursday, & some Saturdays.

Racquet Center

- Private instruction is available to members and guests for Tennis & Pickleball.
- Tennis leagues have begun.
- Our Facilities & Fleet Manager will be providing an update to PRAC on Oct. 19th. Information will be provided regarding the Court 1 conversion project and options for Court 8.

Winterberry

- The field is being used daily for youth & adult sports such as soccer, football, & softball.

TBE

- Marco Island Academy and Gulf Coast Little League are primarily using the field.

Raul Perez – Building Official

City Manager Monthly Report	Jan-21	Feb-21	Mar-21	Apr-21	May-21	Jun-21	Jul-21	Aug-21	Sep-20	Sep-21	Oct-20	Nov-20	Dec-20		Calendar Year Totals	CY Projection	FY Totals	FY Projection	AVG of FY/CY Projections
Completed Permits																75%		100%	
New Single Family	7	13	4	10	10	5	9	10	10	4	12	11	7	New Single Family	72	96	102	102	99
Commercial Buildings	1	0	0	0	1	1	0	3	0	0	0	1	0	Commercial Buildings	6	8	7	7	8
Permits Issued														Permits Issued					
Single Family - New	20	13	24	18	19	23	29	22	11	13	9	16	16	Single Family - New	181	241	222	222	232
Commercial - New	0	0	1	0	0	0	0	0	0	3	0	0	0	Commercial - New	4	5	4	4	5
Condo Remodel	16	27	83	84	89	102	72	50	40	42	38	28	31	Condo Remodel	565	753	662	662	708
Seawall or Dock	37	65	51	44	76	92	47	58	47	43	59	43	46	Seawall or Dock	513	684	661	661	673
Sewer Connection	11	10	22	20	18	10	20	8	7	4	10	12	13	Sewer Connection	123	164	158	158	161
Demolition (Teardown)	2	6	3	6	3	4	7	6	1	3	5	0	1	Demolition (Teardown)	40	53	46	46	50
Other	393	490	615	607	554	636	476	605	515	505	597	516	479	Other	4,881	6,508	6,473	6,473	6,491
Total Permits Issued	479	611	799	779	759	867	651	749	621	613	718	615	586	Total Permits Issued	6,307	8,409	8,226	8,226	8,318
Inspections Performed	2421	2480	2581	2719	2655	2941	2869	3181	2670	3141	2716	2425	2637	Inspections Performed	24,988	33,317	32,766	32,766	33,042
Permits Applied for	580	696	1098	865	943	889	752	886	738	829	729	664	684	Permits Applied for	7,538	10,051	9,615	9,615	9,833
Single-Family New	6	19	26	22	22	24	35	24	13	24	18	16	36	Single-Family New	202	269	272	272	271
Revenue														Revenue					
Building Services	\$200,480	\$175,797	\$305,281	\$258,690	\$258,131	\$273,163	\$264,867	\$262,239	\$172,886	\$233,321	\$176,488	\$184,048	\$157,011	Building Services	\$2,231,968	\$ 2,975,957.91	\$ 2,749,516	\$ 2,749,515.69	\$2,862,737
Collier Impact Fees	\$287,064	\$238,269	\$474,095	\$270,471	\$302,139	\$368,129	\$549,743	\$392,047	\$214,560	\$245,117	\$134,937	\$280,161	\$261,058	Collier Impact Fees	\$3,127,075	\$ 4,169,433.79	\$ 3,803,231	\$ 3,803,230.87	\$3,986,332
Marco Impact Fees	\$264,255	\$155,020	\$326,281	\$597,775	\$217,566	\$211,864	\$340,119	\$267,209	\$136,281	\$194,020	\$96,668	\$168,555	\$138,035	Marco Impact Fees	\$2,574,108	\$ 3,432,143.97	\$ 2,977,366	\$ 2,977,366.35	\$3,204,755

Plan Review Timeframes (Days to Complete)													
Plan Review Type		October	November	December	January	February	March	April	May	June	July	August	September
Bldg	Building Review	2.39	3.13	5.83	9.24	2.76	5.95	3.45	4.55	3.21	2.56	5.49	5.76
Bldg	Plumbing Review	5.73	9.41	6.84	5.05	8.4	8.36	6.08	9.34	8.1	6.89	8.39	7.87
Bldg	Mechanical Review	7.69	8.96	6.35	5.34	7.08	7.73	5.56	7.68	7.95	6.82	8.85	8.57
Bldg	Fuel/Gas Review	4.29	10.62	6.89	4.33	5.64	7.11	4.52	6.33	5.52	7.82	5.77	6.94
Bldg	Electrical Review	6.85	5.25	5.94	5.71	8.05	7.77	7.65	8.11	7.85	7.34	8.73	8.52
GM	Planning Review	6.9	8.08	8.53	7.98	7.01	8.35	8.33	8.42	7.89	6.72	8.72	8.06
GM	Zoning Review	6.74	7.39	7.42	7.52	6.56	7.47	6.74	7.28	7.35	5.54	8.48	7.57
GM	Environmental Review	2.44	7.92	3.02	2.58	1.99	2.51	3.79	2.78	4.02	2.23	2.5	3.07
GM	Floodplain Review	9.14	6.3	10.13	9.18	7.84	8.66	8.99	10.45	9.56	9.13	9.81	9.73
Fire	Fire Review	4.23	3.45	3.77	5.77	6.19	5.32	4.76	6.58	8.72	9.89	8.05	8.05
PW	Public Works Review	4.13	3.13	7.48	2.56	1.88	3.23	2.66	3.57	3.16	3.47	3.88	5.1
MIU	Utilities	6.66	9.33	9.24	11	1	6.55	5.71	4.75	9.6	8.5	6.08	6
Inspection Type		October	November	December	January	February	March	April	May	June	July	August	September
Bldg	Building Inspections	All Next Day	All Next Day	All Next Day	All Next Day	All Next Day	All Next Day	All Next Day	All Next Day	All Next Day	All Next Day	All Next Day	All Next Day
Bldg	Mechanical Inspections	All Next Day	All Next Day	All Next Day	All Next Day	All Next Day	All Next Day	All Next Day	All Next Day	All Next Day	All Next Day	All Next Day	All Next Day
Bldg	Plumbing Inspections	All Next Day	All Next Day	All Next Day	All Next Day	All Next Day	All Next Day	All Next Day	All Next Day	All Next Day	All Next Day	All Next Day	All Next Day
Bldg	Fuel/Gas Inspections	All Next Day	All Next Day	All Next Day	All Next Day	All Next Day	All Next Day	All Next Day	All Next Day	All Next Day	All Next Day	All Next Day	All Next Day
Bldg	Electrical Inspections	All Next Day	All Next Day	All Next Day	All Next Day	All Next Day	All Next Day	All Next Day	All Next Day	All Next Day	All Next Day	All Next Day	All Next Day
Fire	Fire Inspections	All Next Day	All Next Day	All Next Day	All Next Day	All Next Day	All Next Day	All Next Day	All Next Day	All Next Day	All Next Day	All Next Day	All Next Day
GM	Landscape Inspections	1 Day	1 Day	5 Days	1 Day	3 Days	3 Days	3 Days	2 Days	2 Days	4 Days	3 Days	4 Days
GM	Spot Survey inspection	All Next Day	2 Days	1 Day	2 Days	2 Days	4 Days	1 Day	1 Day	1 Day	All Next Day	3 Days	1 Day
GM	Final Survey Inspection	All Next Day	2 Days	2 Days	2 Days	1 Day	3 Day	All Next Day	1 Day	1 Day	All Next Day	2 Days	1 Day
GM	Spot Elevation Certificate Inspection	All Next Day	All Next Day	1 Day	All Next Day	2 Days	2 Days	All Next Day	1 Day	1 Day	All Next Day	2 Days	2 Days
GM	Final Elevation Certificate Inspection	6 Days	2 Days	9 Days	5 Days	8 Days	4 Days	3 Days	2 Days	4 Days	3 Days	5 Days	3 Days
GM	Pre-Permit Inspections (Enviro)	8 Days	5 Days	4 Days	7 Days	2 Days	6 Days	6 Days	8 Days	8 Days	5 Days	5 Days	8 Days
PW	Public Works Inspections	All Next Day	All Next Day	All Next Day	All Next Day	All Next Day	All Next Day	All Next Day	All Next Day	All Next Day	All Next Day	All Next Day	All Next Day

GROWTH MANAGEMENT

Daniel Smith-Director of Community Affairs
Sherry Kirsch, Planner I/Zone Admin.
Mary P Holden, Senior Planner
Tonia Selmeski, Environmental Planner
Jason Smalley, Planner II
Kelli DeFedericis, Flood Plain Coordinator
Sabine Scholz, Planning & Zoning Tech.
Daisy Martinez, Planning Administrative Asst.



GROWTH MANAGEMENT UPDATE SEPTEMBER 2021

September was another busy month with plan reviews for building permits and planning applications, numerous inspections, fielding questions about floodplain, the environment, site development plans, and zoning questions from owners, potential owners, builders, developers, and realtors. In addition, we have been working on various Land Development Code amendments and the Comprehensive Plan. As shown below, Staff did 619 reviews, slightly up from last month.

Plan Reviews

The bulk of our time is being spent doing reviews of various planning and building permits. The breakout is as follows from September 1, 2021 through September 30, 2021.

	August '21	September '21
Environmental	73	68
Flood Plain/FEMA	156	165
Planning	253	260
Zoning	124	127
TOTAL	606	619

GROWTH MANAGEMENT

Daniel Smith-Director of Community Affairs

Sherry Hoyo, Planner I/Zone Admin.

Mary P Holden, Senior Planner

Tonia Selmeski, Environmental Planner

Jason Smalley, Planner II

Kelli DeFedericis, Flood Plain Coordinator

Sabine Scholz, Planning & Zoning Tech.

Daisy Martinez, Planning Administrative Ass



Comprehensive Plan:

The Comprehensive Plan was approved by the City Council at their October 4, 2021, meeting after numerous public meetings, reviews, input and discussion. We are pleased the Plan has been updated and is in place to guide the City.

Planning Board:

The September Planning Board meeting consisted of one agenda item requesting a 10 foot dock extension. The request was denied and the applicant has appealed the denial. This appeal will be heard by the City Council at a date yet to be determined.

Floodplain:




Although FEMA has confirmed our appeal application of the floodplain map revision, there is currently no status.

Senator Rubio introduced a Bill to delay flood insurance premium hikes.

<https://www.rubio.senate.gov/public/index.cfm/2021/9/rubio-colleagues-introduce-bill-to-delay-flood-insurance-premium-hikes-for-millions-of-americans>

Because the National Flood Insurance Community Rating System (CRS) program has graded the City of Marco Island a Class 6, from a Class 5, the discount for insurance will be going from 25% to 20%. We should be submitting a re-verification to the insurance service office (ISO) shortly. The re-verification will review the City's new higher regulatory standards which will increase the points accumulated, possibly moving the City back to Class 5.

Photos by Tonia L. Selmeski



Environmental Report – October 2021

Water Quality Testing Program:

Below are the water quality sampling results for August 2021. The FDEP threshold for total nitrogen is .30 mg/L.

Location	August 2021
JH PARK	0.292
HC_CENTER	0.469
COLLIER BRIDGE	0.327
KENDALL	0.365
BARFIELD_BRIDGE	0.299
LANDMARK	0.358
MCILVANE	0.439
WINDMILL	0.378
HUMMINGBIRD	0.518
HOLLYHOCK	0.447
SWALLOW	0.824
OLDE MARCO	0.316
W_WINTERBERRY_BRIDGE	0.230
E WINTERBERRYBRIDGE	0.495

Red Tide:

Water samples taken by Collier County on October 4th did not detect the presence of Red Tide off South Marco Beach, and there were no reports of respiratory irritation or dead fish.

Collier County Red Tide Update			
Sample Date	Location	*Results	Sampling Agency
10/4/2021	Barefoot Beach	NOT PRESENT	Pollution Control
10/4/2021	Vanderbilt Beach	NOT PRESENT	Pollution Control
10/4/2021	Seagate Beach	NOT PRESENT	Pollution Control
10/4/2021	Naples Pier	NOT PRESENT	Pollution Control
10/4/2021	South Marco Beach	NOT PRESENT	Pollution Control

Iguanas:

For fiscal year 2021, the Iguana trapper removed a total of 742 adult & juvenile iguanas. Total Dollars spent on this activity was \$22,100.

Sea Turtle Nesting Season:

Below is the sea turtle nesting activity report provided by the Collier County Sea Turtle Protection Program as of October 4th. The Beach & Coastal Resources Advisory Committee and staff continue to work on revising the City of Marco Island Sea Turtle Protection Ordinance.

Sea Turtle Activity Update September 28- October 4, 2021

	Total Nests		Total False Crawls		Total Hatched Nests		
	This Year	Last Year	This Year	Last Year	This Year	Last Year	Disoriented
Barefoot	261	207	281	254	247	176	7
Delnor Wiggins	46	39	65	78	35	35	0
Vanderbilt	207	230	224	180	143	179	3
Parkshore	141	146	135	152	106	121	1
City of Naples	215	230	135	157	160	180	1
Keewaydin Island	443	422	672	654	301	357	0
Sea Oat & Coconut Island	17	12	13	3	14	5	0
Marco Island	98	92	162	162	73	67	9
Kice & Cape Romano	170	140	287	178	124	102	0
10,000 Islands	134	100	217	197	98	73	0
Collier County Totals	1732	1618	2191	2015	1301	1295	21

Signage:

The Beach & Coastal Resources Advisory Committee allocated funds (\$972.90) to purchase & install (5) new Gopher Tortoise Crossing roadway signs and (1) Low Flying Owl sign at various locations on the Island. These were installed in September. A special thank you to our Public Works Department for their assistance in ordering and installing the signs. (Photo Credit: Tonia L. Selmeski)



Volunteer Opportunities:

The next volunteer beach clean-up will be held on **Saturday, November 6th** at 8AM at South Marco Beach. It will be sponsored by Beach & Coastal Resources Advisory Committee in partnership with the Marco Island Woman's Club. The Friends of Tigertail Beach Clean-up that was held on September 18th had 76 volunteers who collected 94 pounds of trash. Thank you to everyone who participated!