



City of Marco Island

Date: September 20, 2021
To: City Council
From: Daniel James Smith, AICP, Director of Community Affairs
Re: Community Affairs Department

Samantha Malloy, CPRP - Manager of Parks, Culture, & Recreation

Community Special Events

- Staff is planning for our annual events. We are looking forward to our Movie in the Park & Halloween Spooktacular in October!
- To see all that is happening at Parks & Recreation, please go to our calendar on the City website.

Mackle Park Community Center

- Weekly social Card Groups have resumed. We are excited to welcome back our returning and new attendees.
- Youth Tumbling & Youth Dance Classes have been postponed until October.
- Adult Fitness Classes will be returning in October; including our popular BE FIT OVER 50 programs!
- New Senior Fitness programs will be starting this upcoming season.
- We have reservations almost daily with social groups, meetings, and birthday parties.

Racquet Center

- Private instruction is available to members and guests for Tennis & Pickleball.
- Tennis leagues begin on October 1st.
- Private and group lessons have increased this past year.

Facilities Update: Provided by Miguel Carballo - Fleet & Facilities Manager

Mackle Park

- Playground shade structures
 - Creative Shade Solution has obtained permits per the updated scope of work; to install of three (3) shade structures at the Mackle Park Playground.
 - Shades are currently being manufactured.
- Dried-out sod to the Mackle Park South Athletic Field has been recently replaced.
 - Additional sod was placed in the upper field and will also be rooted later this week.
- Playground Mulch
 - We have completed adding play-safe mulch to the playground.
- Parking lot resealing
 - Vendor is experiencing staff & supply shortages; we expect the work to be scheduled by October.

Winterberry Park

- The 55 and older softball league is utilizing the field for open play on Monday, Wednesday, and Friday.

Racquet Center

- Replacing damaged and deteriorated gutters to the racquetball facility.
- The color of the gutter has been chosen and install is being scheduled.

Dog Park

- The resodding for the Dog Park is completed. Additional dog waste bag dispensers have been placed near the new trees and benches to help spread foot traffic.

Leigh Plummer Park

- Parking Lot Repair & Replacement: American Engineering has been contacted; we have requested recommendations for options.

Tommie Barfield Elementary

- Marco Island Academy is renting the athletic field on weekdays.

Raul Perez – Building Official

City Manager Monthly Report	Jan-21	Feb-21	Mar-21	Apr-21	May-21	Jun-21	Jul-21	Aug-21	Aug-20	Sep-20	Oct-20	Nov-20	Dec-20		Calendar Year Totals	CY Projection	FY Totals	FY Projection	AVG of FY/CY Projections
Completed Permits																67%		92%	
New Single Family	7	13	4	10	10	5	9	10	5	10	12	11	7	New Single Family	68	102	98	107	104
Commercial Buildings	1	0	0	0	1	1	0	3	0	0	0	1	0	Commercial Buildings	6	9	7	8	8
Permits Issued														Permits Issued					
Single Family - New	20	13	24	18	19	23	29	22	9	11	9	16	16	Single Family - New	168	252	209	228	240
Commercial - New	0	0	1	0	0	0	0	0	1	0	0	0	0	Commercial - New	1	2	1	1	1
Condo Remodel	16	27	83	84	89	102	72	50	38	40	38	28	31	Condo Remodel	523	785	620	676	730
Seawall or Dock	37	65	51	44	76	92	47	58	65	47	59	43	46	Seawall or Dock	470	705	618	674	690
Sewer Connection	11	10	22	20	18	10	20	8	14	7	10	12	13	Sewer Connection	119	179	154	168	173
Demolition (Teardown)	2	6	3	6	3	4	7	6	3	1	5	0	1	Demolition (Teardown)	37	56	43	47	51
Other	393	490	615	607	554	636	476	605	516	515	597	516	479	Other	4,376	6,564	5,968	6511	6,537
Total Permits Issued	479	611	799	779	759	867	651	749	646	621	718	615	586	Total Permits Issued	5,694	8,541	7,613	8305	8,423
Inspections Performed	2421	2480	2581	2719	2655	2941	2869	3181	2509	2670	2716	2425	2637	Inspections Performed	21,847	32,771	29,625	32318	32,544
Permits Applied for	580	696	1098	865	943	889	752	886	739	738	729	664	684	Permits Applied for	6,709	10,064	8,786	9585	9,824
Single-Family New	6	19	26	22	22	24	35	24	10	13	18	16	36	Single-Family New	178	267	224	244	256
Revenue														Revenue					
Building Services	\$200,480	\$175,797	\$305,281	\$258,690	\$258,131	\$273,163	\$264,867	\$262,239	\$201,701	\$172,886	\$176,488	\$184,048	\$157,011	Building Services	\$1,998,648	\$ 2,997,971.85	2,516,195	\$ 2,744,940.17	\$2,871,456
Collier Impact Fees	\$287,064	\$238,269	\$474,095	\$270,471	\$302,139	\$368,129	\$549,743	\$392,047	\$609,065	\$214,560	\$134,937	\$280,161	\$261,058	Collier Impact Fees	\$2,881,958	\$ 4,322,937.17	3,558,114	\$ 3,881,578.52	\$4,102,258
Marco Impact Fees	\$264,255	\$155,020	\$326,281	\$597,775	\$217,566	\$211,864	\$340,119	\$267,209	\$339,158	\$136,281	\$96,668	\$168,555	\$138,035	Marco Impact Fees	\$2,380,088	\$ 3,570,132.23	2,783,347	\$ 3,036,378.02	\$3,303,255

Plan Review Timeframes (Days to Complete)														
Plan Review Type		September	October	November	December	January	February	March	April	May	June	July	August	
Bldg	Building Review	4.19	2.39	3.13	5.83	9.24	2.76	5.95	3.45	4.55	3.21	2.56	5.49	
Bldg	Plumbing Review	6.47	5.73	9.41	6.84	5.05	8.4	8.36	6.08	9.34	8.1	6.89	8.39	
Bldg	Mechanical Review	6.1	7.69	8.96	6.35	5.34	7.08	7.73	5.56	7.68	7.95	6.82	8.85	
Bldg	Fuel/Gas Review	5.59	4.29	10.62	6.89	4.33	5.64	7.11	4.52	6.33	5.52	7.82	5.77	
Bldg	Electrical Review	7.32	6.85	5.25	5.94	5.71	8.05	7.77	7.65	8.11	7.85	7.34	8.73	
GM	Planning Review	7.51	6.9	8.08	8.53	7.98	7.01	8.35	8.33	8.42	7.89	6.72	8.72	
GM	Zoning Review	8.65	6.74	7.39	7.42	7.52	6.56	7.47	6.74	7.28	7.35	5.54	8.48	
GM	Environmental Review	4.75	2.44	7.92	3.02	2.58	1.99	2.51	3.79	2.78	4.02	2.23	2.5	
GM	Floodplain Review	8.69	9.14	6.3	10.13	9.18	7.84	8.66	8.99	10.45	9.56	9.13	9.81	
Fire	Fire Review	4.22	4.23	3.45	3.77	5.77	6.19	5.32	4.76	6.58	8.72	9.89	8.05	
PW	Public Works Review	2.5	4.13	3.13	7.48	2.56	1.88	3.23	2.66	3.57	3.16	3.47	3.88	
MIU	Utilities	2	6.66	9.33	9.24	11	1	6.55	5.71	4.75	9.6	8.5	6.08	
Inspection Type		September	October	November	December	January	February	March	April	May	June	July	August	
Bldg	Building Inspections	All Next Day	All Next Day	All Next Day	All Next Day	All Next Day	All Next Day	All Next Day	All Next Day	All Next Day	All Next Day	All Next Day	All Next Day	
Bldg	Mechanical Inspections	All Next Day	All Next Day	All Next Day	All Next Day	All Next Day	All Next Day	All Next Day	All Next Day	All Next Day	All Next Day	All Next Day	All Next Day	
Bldg	Plumbing Inspections	All Next Day	All Next Day	All Next Day	All Next Day	All Next Day	All Next Day	All Next Day	All Next Day	All Next Day	All Next Day	All Next Day	All Next Day	
Bldg	Fuel/Gas Inspections	All Next Day	All Next Day	All Next Day	All Next Day	All Next Day	All Next Day	All Next Day	All Next Day	All Next Day	All Next Day	All Next Day	All Next Day	
Bldg	Electrical Inspections	All Next Day	All Next Day	All Next Day	All Next Day	All Next Day	All Next Day	All Next Day	All Next Day	All Next Day	All Next Day	All Next Day	All Next Day	
Fire	Fire Inspections	All Next Day	All Next Day	All Next Day	All Next Day	All Next Day	All Next Day	All Next Day	All Next Day	All Next Day	All Next Day	All Next Day	All Next Day	
GM	Landscape Inspections	2 Days	1 Day	1 Day	5 Days	1 Day	3 Days	3 Days	3 Days	2 Days	2 Days	4 Days	3 Days	
GM	Spot Survey inspection	All Next Day	All Next Day	2 Days	1 Day	2 Days	2 Days	4 Days	1 Day	1 Day	1 Day	All Next Day	3 Days	
GM	Final Survey Inspection	1 Day	All Next Day	2 Days	2 Days	2 Days	1 Day	3 Day	All Next Day	1 Day	1 Day	All Next Day	2 Days	
GM	Spot Elevation Certificate Inspection	All Next Day	All Next Day	All Next Day	1 Day	All Next Day	2 Days	2 Days	All Next Day	1 Day	1 Day	All Next Day	2 Days	
GM	Final Elevation Certificate Inspection	3 Days	6 Days	2 Days	9 Days	5 Days	8 Days	4 Days	3 Days	2 Days	4 Days	3 Days	5 Days	
GM	Pre-Permit Inspections (Enviro)	8 Days	8 Days	5 Days	4 Days	7 Days	2 Days	6 Days	6 Days	8 Days	8 Days	5 Days	5 Days	
PW	Public Works Inspections	All Next Day	All Next Day	All Next Day	All Next Day	All Next Day	All Next Day	All Next Day	All Next Day	All Next Day	All Next Day	All Next Day	All Next Day	

GROWTH MANAGEMENT

Daniel Smith-Director of Community Affairs
 Sherry Kirsch, Planner I/Zone Admin.
 Mary P Holden, Senior Planner
 Tonia Selmeski, Environmental Planner
 Jason Smalley, Planner II
 Kelli DeFedericis, Flood Plain Coordinator
 Sabine Scholz, Planning & Zoning Tech.
 Daisy Martinez, Planning Administrative Asst.



GROWTH MANAGEMENT UPDATE AUGUST 2021

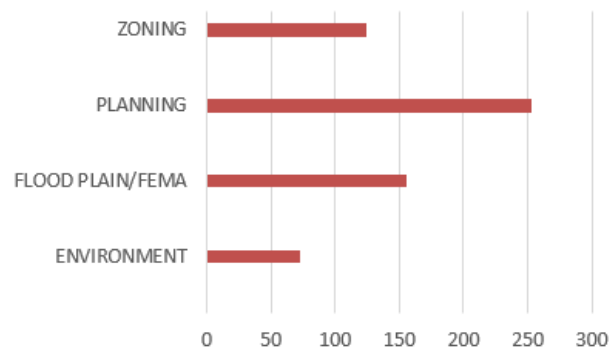
August was another busy month, primarily with plan reviews for building permits and planning applications, numerous inspections, fielding questions about floodplain, site development plans, and zoning questions from owners, potential owners, builders, developers, and realtors. As shown below, Staff did 606 reviews, which is down from 878 but still requires much of our time.

Plan Reviews

Plan reviews for Growth Management was a little less busy. However, the bulk of the time is being spent doing reviews of various building permits. The breakout is as follows from August 1, 2021 through August 31, 2021.

	July '21	August '21
Environmental	95	73
Flood Plain/FEMA	210	156
Planning	388	253
Zoning	185	124
TOTAL	878	606

GROWTH MANAGEMENT AUGUST
PERMIT REVIEWS



GROWTH MANAGEMENT

Daniel Smith-Director of Community Affairs

Sherry Kirsch, Planner I/Zone Admin.

Mary P Holden, Senior Planner

Tonia Selmeski, Environmental Planner

Jason Smalley, Planner II

Kelli DeFedericis, Flood Plain Coordinator

Sabine Scholz, Planning & Zoning Tech.

Daisy Martinez, Planning Administrative Ass





Comprehensive Plan:

The amended Comprehensive Plan was transmitted to the State and various agencies on Tuesday, July 27, 2021, for expedited review. We have received comments back from South Florida Water Management District and the State Department of Economic Opportunity. Since receipt of the comments, the Council held a special meeting on September 7 to review the draft Comprehensive Plan and scheduled another for September 20 at 9:30 am. We anticipate providing to the City Council at the October 4 meeting a final draft for consideration and adoption.

Planning Board:

The August Planning Board meeting consisted of one agenda item that was for an additional 10 foot boat dock extension. It was well attended with good discussion. After the discussion, the request was not approved. The final decision rests with the Planning Board since this was a boat dock extension request for a single family home. Any appeal will be heard by the City Council.

Photos by Tonia L. Selmeski



Environmental Report – September 2021

Water Quality Testing Program:

Below are the water quality sampling results for July 2021. The FDEP threshold for total nitrogen is .30 mg/L.

Location	July 2021
JH PARK	0.430
HC_CENTER	0.415
COLLIER BRIDGE	0.233
KENDALL	0.341
BARFIELD_BRIDGE	0.488
LANDMARK	0.315
MCILVANE	0.446
WINDMILL	0.539
HUMMINGBIRD	0.354
HOLLYHOCK	0.499
SWALLOW	0.478
OLDE MARCO	0.382
W_WINTERBERRY_BRIDGE	0.373
E WINTERBERRYBRIDGE	0.446

Red Tide:

Water samples taken by Collier County on September 7th did not detect the presence of red tide off South Marco Beach, and there were no reports of respiratory irritation or dead fish.

Collier County Red Tide Update			
Sample Date	Location	*Results	Sampling Agency
9/7/21	Barefoot Beach	NOT PRESENT	Pollution Control
9/7/21	Vanderbilt Beach	NOT PRESENT	Pollution Control
9/7/21	Seagate Beach	NOT PRESENT	Pollution Control
9/7/21	Naples Pier	NOT PRESENT	Pollution Control
9/7/21	South Marco Beach	NOT PRESENT	Pollution Control

Iguanas:

The Iguana Trapper continues to work on the Island once a week. A total number of 483 iguanas (adults & juveniles) have been removed since January 1st.

Sea Turtle Nesting Season:

Below is the sea turtle nesting activity report as of September 6th. Also provided is a photo of a day nesting loggerhead taken this past June. (Photo Credit: Collier County)

Sea Turtle Activity Update August 31 - Sept. 6, 2021

	Total Nests		Total False Crawls		Total Hatched Nests		
	This Year	Last Year	This Year	Last Year	This Year	Last Year	Disoriented
Barefoot	261	207	281	254	199	154	7
Delnor Wiggins	46	39	65	78	24	29	0
Vanderbilt	207	230	224	180	121	164	1
Parkshore	141	146	135	152	88	103	1
City of Naples	215	229	135	157	115	166	1
Keewaydin Island	443	422	672	654	178	307	0
Sea Oat & Coconut Island	17	12	13	3	10	5	0
Marco Island	98	92	163	162	59	60	7
Kice & Cape Romano	169	140	288	179	84	93	0
10,000 Islands	134	100	217	198	78	62	0
Collier County Totals	1731	1617	2193	2017	956	1143	17



Signage:

Staff is currently working with the Beach & Coastal Resources Advisory Committee regarding the replacement of worn/damaged gopher tortoise habitat signs on private properties, and the purchase & installation of new Gopher Tortoise Crossing roadway signs in high traffic areas. The new Gopher Tortoise Crossing roadway signs should be installed by the end of September/beginning of October. Additionally, staff has coordinated with Collier County & the City of Naples regarding the replacement of new educational flip signs at public beach access walkways. The County is replacing their signage at Tigertail Beach & South Marco Beach, and Marco Island will be installing the same signs at our public beach access walkways located adjacent to Marriott Crystal Shores and Madeira Condominium. These signs include information on Sea Turtles, Seashells, and Red Tide.

Volunteer Opportunities:

The next volunteer beach clean-up will be held on **Saturday, October 16th** at 8AM at Residents Beach. It will be sponsored by Beach & Coastal Resources Advisory Committee in partnership with the Marco Island Civic Association (MICA).