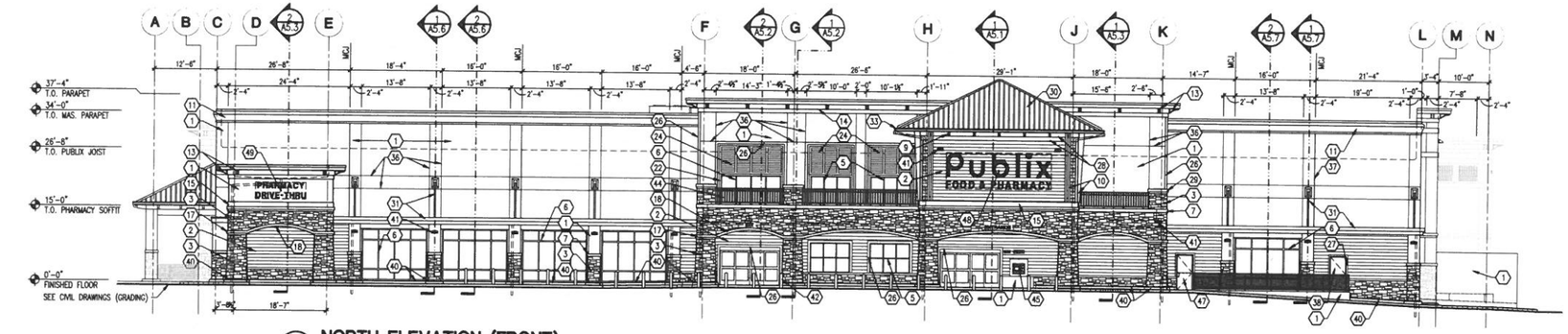

1 NORTH ELEVATION (FRONT)
3/32" = 1'-0"

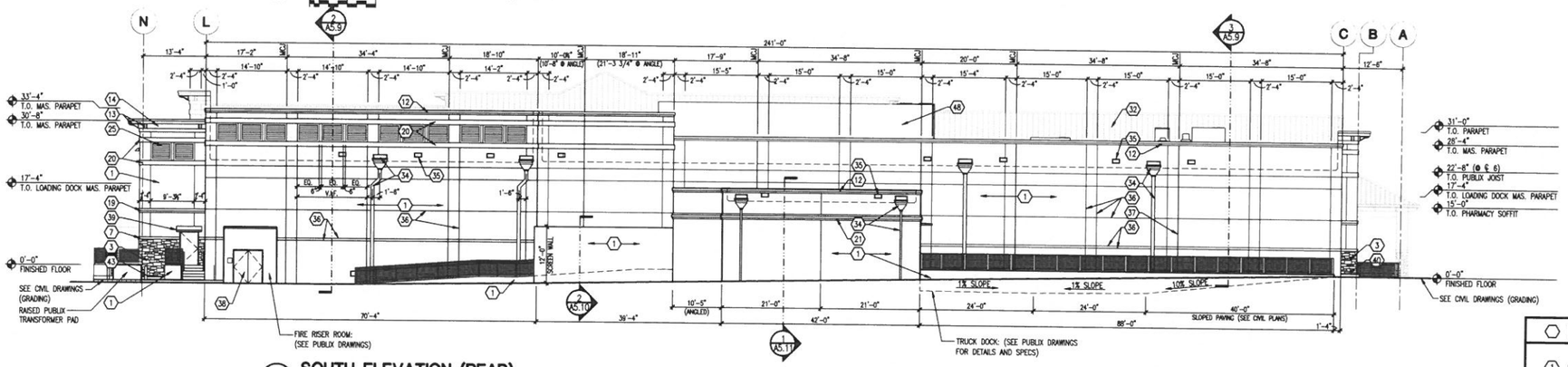

2 SOUTH ELEVATION (REAR)
3/32" = 1'-0"

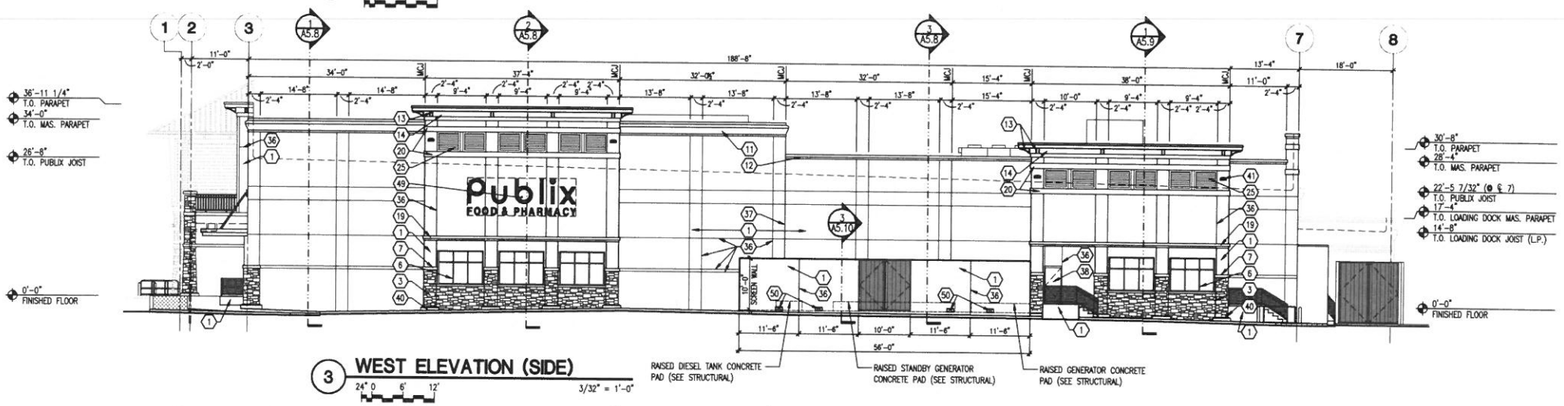

3 WEST ELEVATION (SIDE)
3/32" = 1'-0"

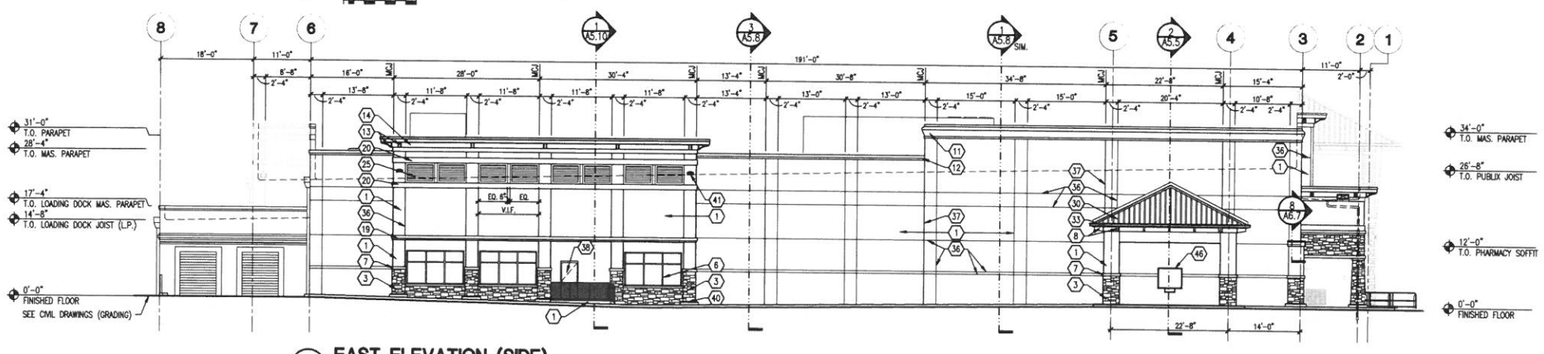

4 EAST ELEVATION (SIDE)
3/32" = 1'-0"

KEYED NOTES

1. PAINTED CEMENT PLASTER
2. FIBER CEMENTITIOUS LAP SIDING
3. 1 1/2" THICK CORAL STONE VENEER
4. NOT USED
5. CLEAR ANODIZED ALUMINUM STOREFRONT (SEE PUBLIX DRAWINGS)
6. CLEAR ANODIZED ALUMINUM SPANDREL STOREFRONT SYSTEM.
7. CEMENT PLASTER BAND
8. ALUMINUM BRACKET (SEE DETAIL 1/A6.4)
9. ALUMINUM BRACKET (SEE DETAIL 2/A6.4)
10. ALUMINUM BRACKET (SEE DETAIL 3/A6.4)
11. E.I.F.S. SYSTEM "CROWN MOULDING" (SEE DETAIL 4&5/A6.1)
12. E.I.F.S. SYSTEM "CROWN MOULDING" (SEE DETAIL 9&10/A6.1)
13. E.I.F.S. SYSTEM BRACKET (SEE DETAIL 4/A6.4)
14. E.I.F.S. SYSTEM "TRIM BAND" (SEE DETAIL "A" 5/A6.4)
15. E.I.F.S. SYSTEM "TRIM BAND" (SEE DETAIL "B" 5/A6.4)
16. E.I.F.S. SYSTEM "TRIM BAND" (SEE DETAIL "C" 5/A6.4) (SEE 1/A5.4 & 1/A5.5)
17. E.I.F.S. SYSTEM "TRIM BAND" (SEE DETAIL "D" 5/A6.4)
18. E.I.F.S. SYSTEM "TRIM BAND" (SEE DETAIL "E" 5/A6.4)
19. E.I.F.S. SYSTEM "TRIM BAND" (SEE DETAIL "F" 5/A6.4)
20. E.I.F.S. SYSTEM "TRIM BAND" (SEE DETAIL "G" 5/A6.4)
21. E.I.F.S. SYSTEM "TRIM BAND" (SEE DETAIL "H" 5/A6.4)
22. E.I.F.S. SYSTEM "TRIM BAND" (SEE DETAIL "J" 5/A6.4)
23. NOT USED
24. DECORATIVE E.I.F.S. "BAHAMA SHUTTER" (SEE DETAIL 6/A6.4)
25. FAUX E.I.F.S. LOUVER (DETAIL 11/A6.4)
26. FIBER CEMENTITIOUS TRIM BOARD: 5/4" X 5-1/2"
27. FIBER CEMENTITIOUS TRIM BOARD: 5/4" X 3-1/2"
28. FIBER CEMENTITIOUS TRIM BOARD: 5/4" X 10"
29. PRECAST CONCRETE COLUMN CAP (SEE DETAILS 10/A6.2) (COLOR P-3, VITAL YELLOW)
30. STANDING SEAM METAL ROOF
31. PRE-ENGINEERED ALUMINUM CANOPY SYSTEM (SHEET A6.5)
32. .032" THICK "FABRIB" ALUMINUM PARAPET PANELS
33. .063" PRE-FIN. ALUM. GUTTER & DOWNSPOUT LINKED TO STORM SEWER SYSTEM
34. S.S. SCUPPER & DOWNSPOUT LINKED TO STORM SEWER SYSTEM
35. STAINLESS STEEL ROOF OVERFLOW SCUPPER
36. 3/4" CEMENT PLASTER REVEALS (SEE DETAIL 9/A6.4)
37. 3/4" 2-PIECE CEMENT PLASTER CONTROL SCREED (SEE DETAIL 8/A6.4)
38. PAINTED HOLLOW METAL DOOR (SEE PUBLIX)
39. CONCRETE EYEBROW (SEE PUBLIX)
40. CONTINUOUS CONCRETE CURB
41. WALL MOUNTED LIGHT FIXTURE (SEE ELECTRICAL)
42. STAINLESS STEEL BOLLARD (TYP. AT FRONT OF STORE) (DETAIL 12/A6.6)
43. STEEL BOLLARD (TYP. AT REAR OF STORE) (DETAIL 13/A6.6)
44. ALUMINUM GUARDRAIL (SEE DETAIL 9/A6.2)
45. ATM MACHINE AND PRESTO SIGN (SEE PUBLIX DRAWINGS)
46. PHARMACY DRIVE-THRU WINDOW (SEE PUBLIX DRAWINGS)
47. CLEAR ANODIZED STOREFRONT DOOR (SEE PUBLIX)
48. MECHANICAL PENTHOUSE (SEE PUBLIX)
49. SIGNAGE J-BOX: CONTRACTOR TO COORDINATE SIGN INSTALLATION MOUNTING REQUIREMENTS IN THIS AREA WITH SIGN CONTRACTOR. PROVIDE BACKING FOR SIGN WHERE REQUIRED BY SIGN CONTRACTOR.
50. 8" HIGH X 16" WIDE MASONRY OPENING, BOTTOM FLUSH WITH CONCRETE SLAB (WALL OPENING TO DRAIN WATER) (SEE STRUCTURAL)

THE DRAWING AND ALL INFORMATION CONTAINED HEREIN IS THE EXCLUSIVE PROPERTY OF FISHER AND ASSOCIATES, AND SHALL NOT BE REPRODUCED IN WHOLE OR IN PART WITHOUT THE EXPRESS WRITTEN CONSENT OF FISHER AND ASSOCIATES, P.A. THIS DRAWING IS TRANSMITTED TO YOU FOR YOUR INFORMATION ONLY AND MAY NOT BE USED FOR CONSTRUCTION OR OTHER PURPOSES UNLESS SPECIFICALLY AUTHORIZED IN WRITING BY FISHER AND ASSOCIATES, P.A. ALL RIGHTS RESERVED.
TO THE EXTENT OF ANY INCONSISTENCY, THE SPECIFICATIONS AND/OR DRAWINGS SHALL GOVERN OVER STANDARD DETAILS, APPLICABLE MANUAL BUILDING CODES OR EFFECT AT THIS TIME.

FISHER AND ASSOCIATES, LLC.
ARCHITECTS
PLANNERS
INTERIOR DESIGNERS
AA26001726
2255 BELLEAIR RD. CLEARWATER, FL. 33764 (727) 443-4656

PUBLIX EXTERIOR ELEVATIONS
SHOPS OF MARCO PUBLIX
REPLACEMENT STORE #275 (CANOPY)
175 SOUTH BARFIELD DRIVE
MARCO ISLAND, FL 34145

RELEASED FOR:	
BID	09-30-19
PERMIT	09-30-19
CONSTR.	-

REVISIONS:

STATE OF FLORIDA
WILLIAM JOE FISHER JR.
AR 0010829
REGISTERED ARCHITECT

WILLIAM JOE FISHER
ARCHITECT 0010829

A4.1

Issue Date: 09-30-19
Project No.: 216027