




# City of Marco Island

Meeting Date: January 8, 2024  
To: City Council  
From: Chief Tracy L. Frazzano  
Through: Michael A. McNees, City Manager  
Re: November 2023 Monthly City Council Report

---

This November, the Marco Island Police Department released their recruitment video. The video not only highlights the departments talented officers, but also shows our dedication to community engagement and building bonds with our residents and guests. The video features the department’s specialized units including the Marine Unit, Motorcycle Unit, Honor Guard and Detectives Bureau which are just a few options of career opportunities available at the Marco Island Police Department. It also highlights some of the advanced training that MIPD Officers undergo during their employment. In- service training is a vital function of the department and keeps our officers and community members safe. The MIPD continues to recruit officers who will uphold the mission and standards of the department including service to the community through fair and impartial policing and a dedication to professionalism, honor, and integrity.



***Officer Schmid, Lieutenant Casabona and Officer Moreno featured in the MIPD Recruitment video.***

## November Police Activity

### Crime report:

In November 2023, 78 incidents were reported to the Marco Island Police Department. Total crimes against persons showed a 40% increase in November 2023. Property crimes increased in November 2023 due to a significant increase in criminal mischief. Miscellaneous crimes showed a decrease due to fewer criminal traffic incidents than in November 2022. This year, crimes against society showed a slight increase due to driving under the influence incidents. The Marco Island Police Department had 12 arrests in November of 2023 for incidents including criminal traffic, DUI, simple assault, out of county warrants and loitering and prowling.

2023 vs. 2022 Crimes by Category, Non-Criminal Offenses				
Nov-2023		Nov-2022		'23 v. '22
Crimes against Persons	# of incidents	Crimes against Persons	# of incidents	Diff.
Sex offenses	1	Sex offense	0	
Domestic Battery	3	Domestic Battery	1	
Assault	2	Assault	3	
Intimidation/Stalking	1	Intimidation/Stalking	1	
Total	7	Total	5	40%
Property Crimes		Property Crimes		
Burglary Dwelling	2	Burglary	0	
Motor Vehicle Theft	1	Motor Vehicle Theft	0	
Theft	3	Theft	1	
Criminal Mischief/ Vandalism	5	Criminal Mischief/ Vandalism	0	
Fraud	2	Fraud	2	
Total	13	Total	3	333%
Misc. Crimes		Misc. Crimes		
Others (Trespass, Warrants, etc)	2	Others (Trespass, Warrants, etc)	0	
Hit and Run	2	Hit and Run	0	
Criminal Traffic	2	Criminal Traffic	9	
Total	6	Total	9	-33%
Crimes against Society		Crimes against Society		
DUI	7	DUI	6	
Total	7	Total	6	17%
Other Incidents		Other Incidents		
Marchman Act	2	Marchman Act	1	
Baker Act	4	Baker Act	3	
Operation Medicine Cabinet	1	Operation Medicine Cabinet	1	
Non-Criminal incidents	41	Non-Criminal incidents	45	
Total	48	Total	50	-4%



**Chief Tracy Frazzano, Sergeant Joe Belardo, Sergeant Ryan Montgomery, and Officer Mike Campbell with members of the Police Foundation at the 11<sup>th</sup> Annual Chili Cookoff.**

Note: Multiple criminal offenses may have occurred within some incidents.

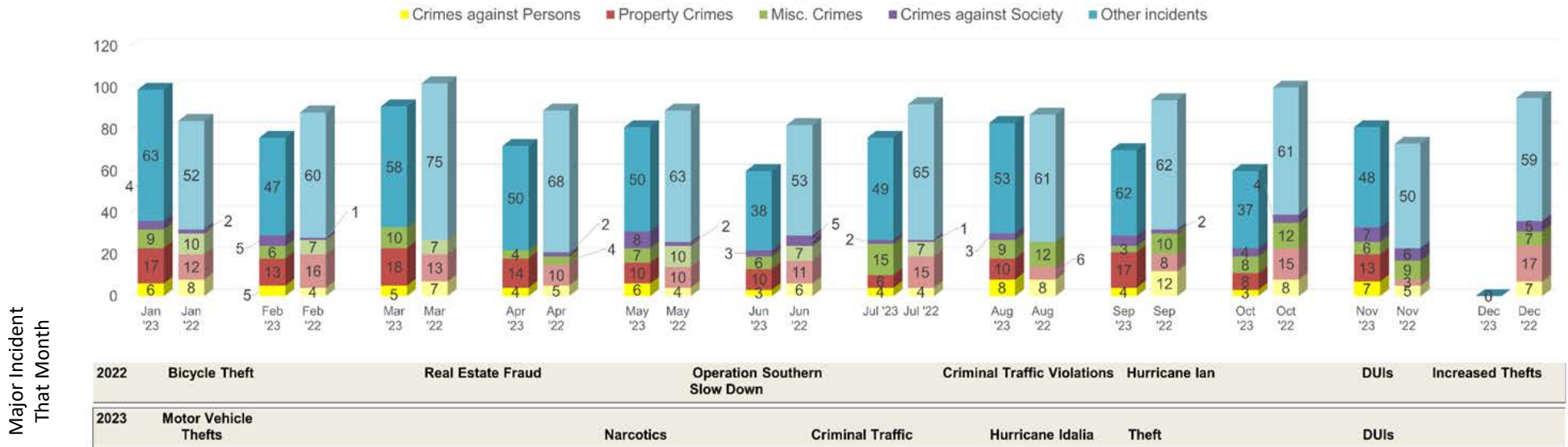
This reporting aligns with new crime data collection requirements from the Florida Department of Law Enforcement and the FBI. This announcement for crime reporting was covered in the February 2022 monthly report.

Non-criminal incidents are reports that do not have a criminal offense or are information reports. Examples include fraud cases (outside of Marco Island jurisdiction), other agency assists, lost and found items and medical assists.

## 2022 vs 2023 Incident Crime Trends

In November 2023, there were 41 non-criminal incidents reported. 22% of non-criminal incident reports were comprised of reports for suspicious online activities. 5% of reports were referencing assistance to other agencies including Collier EMS, Marco Island Fire Department, and other law enforcement agencies. 17% of non-criminal incident reports are for lost and found property. The Marco Island Police Department will accept found property into our property and evidence department for safekeeping until an owner can be located.

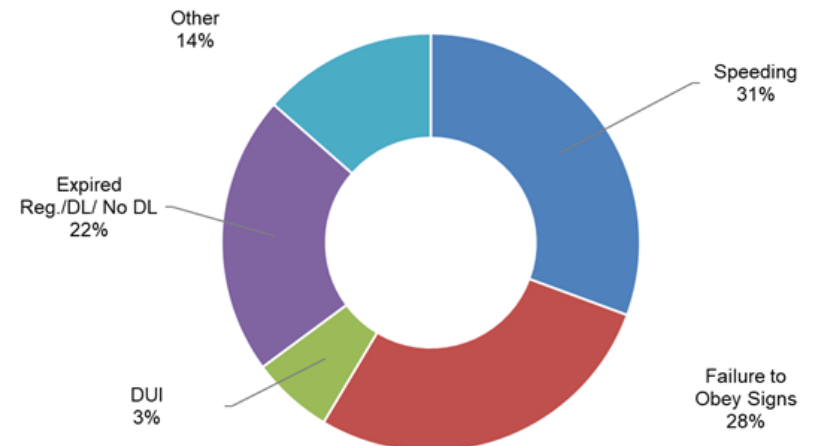
### 2023 v. 2022 Incident Trends by Crime Category, Non-Crime



## November Traffic Patrol

In November 2023, there were 216 traffic citations and warnings issued by the Marco Island Police Department. Of the citations issued, 28% were for failure to obey traffic signs or traffic lights. 31% were due driving in excess of a posted speed. 22% of citations were for operating a motor vehicle with an expired registration or driver's license. Other citations issued were for violations including safety belt infractions, improper passing, and illegal U-turns. In November 2023, the Marco Island Police Department arrested 9 people for traffic violations. 7 arrests were for DUIs, and 2 were for driving with no valid or suspended drivers' licenses. 10 licenses were seized during traffic stops due to suspensions or revocations.

### November 2023 Citations Offenses vs Total Traffic Citations Written

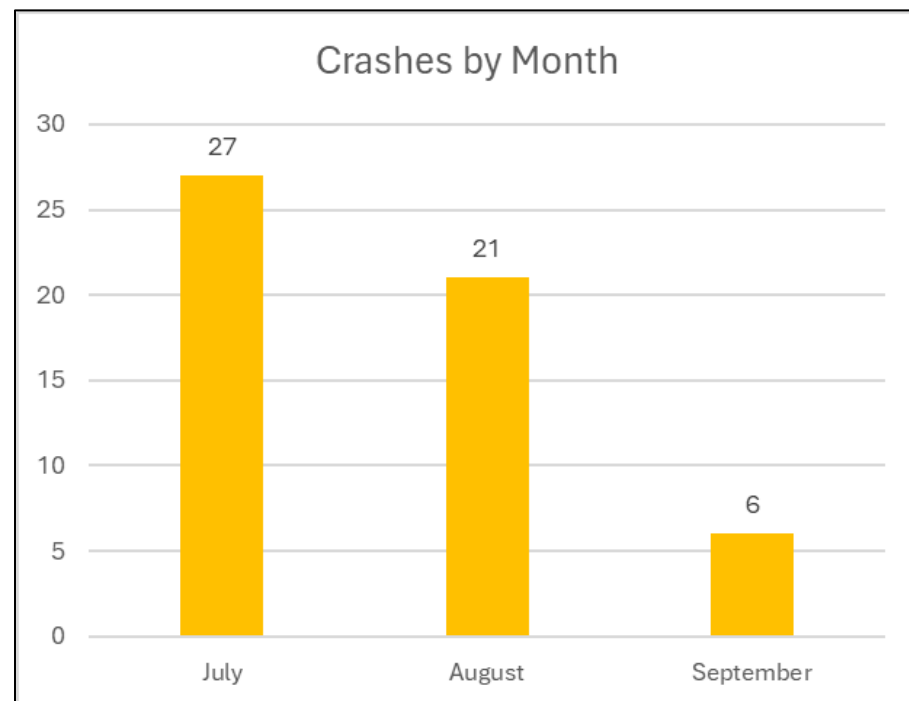
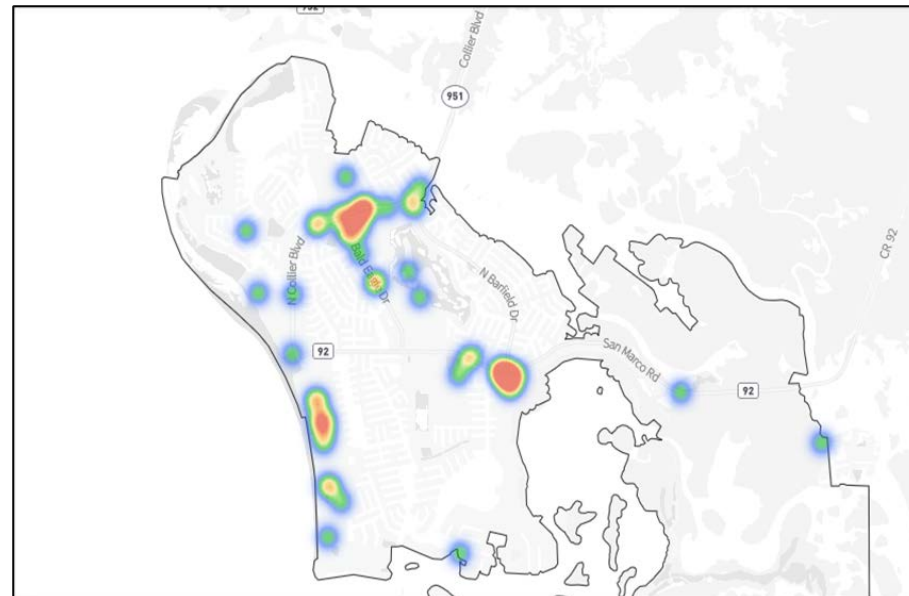


## Quarterly Crash Report

The Marco Island Police Department collects crash information data quarterly to help determine which conditions, participants and circumstances are more likely to result in an accident. The heat map shows the geographic location of the areas with the highest concentration of reported crashes. Areas where crashes are more densely concentrated will appear on the heat map as a “hotter” location, indicated by red or orange color. Crashes that are more severe will also appear “hotter” to reflect a more severe accident occurrence.

On March 1, 2023, the Governor approved Senate Bill 1614, which expanded public records exemptions to Crash Reports and Uniform Traffic Citations. Due to this change, crash report data became exempt from public disclosure for 60 days after the date of the crash occurrence. Q3 crash data was available for review beginning on September 30, 2023.

In Q3 (July - September 2023), 54 crashes were reported within the municipal city limits of Marco Island. This quarter saw a slight increase in crashes (10%) as compared to Q2 (April – June 2023). Of the 54 reported crashes, 74% were non-injury related and 93% were in clear weather conditions. Most accidents were between 12pm and 4pm, with concentrations in the middle of the week (Wednesday). Data showed that most of the accidents involved drivers in their 30s (30 – 39 years old) and that male drivers were responsible for 56% of accidents. July had the most crashes in Q3 with the least reported in September. There was 1 alcohol/ impaired driver related crashes in Q3, comprising 2% of total crash events.



## November Reserve / Auxiliary Program Activity Hours

Reserve and Auxiliary Police Officers are unpaid volunteers who are certified by the State of Florida to perform in the law enforcement role. These officers must meet the Department's and State of Florida's annual retraining / certification requirements. Reserve and Auxiliary personnel are required to volunteer a minimum of 16 hours per month. They perform a variety of functions for our department and community which are outlined in the chart below. Once a month Reserve and Auxiliary Officers have a staff meeting to review policy changes, attend training and address planning and logistical requirements.

Activity Type	November	October	Current Year 2023
Administrative	15	15	199
Background Investigations	0	0	0
Beach Patrol	0	0	70
Community Events	10	16	192
Investigations / Follow-up	0	0	0
Marine Patrol	0	0	20
Monthly Meeting	5	6	79
Park Patrol	3	0	8
Special Duty (Paid)	69	76	1,129
Special Duty (Unpaid)	0	0	0
Solo Patrol	0	0	36
2nd OFC Patrol	0	10	52
Program Coordination	15	15	210
Training	10	15	349
Weather Event	0	0	9
Other	0	0	0
<b>Total</b>	<b>127</b>	<b>153</b>	<b>2,353</b>

## Special Duty Hours – Performance of Law Enforcement Duties Compensated by Outside Vendors

Special Details in November totaled 168  84 hours from October.

- United Church Security 16 Hours
- Island Country Club Security 8 Hours
- Presbyterian Church Security 24 Hours
- Island Manor Board Mtg. Security 8 Hours
- JW Marriott Drone Event Security 16 Hours
- Charter Middle School Security 10 Hours
- JCMI Services Security 6 Hours
- Farmer's Market Traffic 80 Hours

## Training

- Sergeant Huffor and Sergeant Belardo completed advanced training in Background Investigations
- MIPD concluded their annual training series for Accreditation Standards.

## Employees News

- Chief Frazzano met with members of the Kiwanis Club to discuss the MIPD's role in the community.

**November Detective Bureau Monthly  
Investigative Report**

**Cases Closed by Detective Bureau:**

**Suspicious Incident (Computer)**- Report of stolen vehicle was determined to be a repossession due to bank's clerical error.

**Sex Offender Registration**- Registered sex offender from Seattle was staying at Hilton Resort in Marco. Subject was served with city ordinance and complied with terms.

**Cyber Tip** – Investigation conducted into possible child enticement discovered from a chat on video game server. Information/evidence did not meet criteria under state statute.

**Burglary to a Dwelling** – The case is considered inactive after all leads exhausted with no suspect identified.

**Burglary to a Dwelling** - Burglary to a vacant residence. The case is considered inactive after all leads exhausted with no suspect identified.

**Criminal Mischief under \$ 1000** - Unknown suspect egged a vehicle.

**Criminal Mischief under \$ 1000** - Unknown juvenile suspects damaged a business fence.

**Battery-On Person 65 YOA or Older** – Case closed due to victim not wanting to pursue charges.

**Hit and Run Crash** - Case inactive due to lack of cooperation.

**Suspicious Incident/Juvenile Involved** - Possible child abuse case investigated and determined to be unfounded.

	Nov-23	Nov-22	23 vs. 22 Diff.
Closed	39	42	-7%
Cleared	12	17	-29%
Open	13	7	86%
Suspended	13	4	225%
Total	77	70	10%

Case Management		Arrests/Warrants/Prosecution/ Hearings	
Supplemental Reports	67	Warrant Checks	176
Det. Supervisor Review of Reports	39	Arrest Warrant Request	2
Det. Supervisor Evidence Log Processing	18	Contact with the State Attorney's Office	2
Initial Reports Written	4		
Exploratory (Collection / Documentation)		Follow up / Assists	
Evidence Submissions	5	Case Follow-Ups	68
Interviews	6	Bulletins Created/ Distributed	13
Videos Processed from WatchGuard	31	DCF Referrals	1
Extensive Crime Scene Processing	1	Policing	
Child Protective Team Interviews	1	Sex Offender Checks	1
Subpoena Requests	1		



*Captain John Wallace with community members packing meals for Meals of Hope.*

## November Marine Report

Officers assigned to the Marco Island Police Marine Unit conducted directed patrols of Marco Island waterways, city marinas, and boat ramps, conducting boater safety education, vessel sanitation checks and enforcement activities. The Marine Unit saw a significant decrease in activities due to cold weather and the need for road patrol coverage during the holiday season.

Marine unit officers responded to five marine emergency (MERT) calls during the month of November:

On November 1<sup>st</sup>, marine officers responded to a sailboat that lost its mast in a storm and was drifting toward the shore. Officers were able to take the boat to a safe marina without any further damage.

On November 4<sup>th</sup>, the Marine Unit and Road Patrol responded to a boat crash with injuries. The boat was exiting Caxambas Pass and hit a large wave. A passenger of the boat went air born and landed on the deck causing injuries. Officers along with EMS were able to lift the patient out of the boat so she could be transported to the hospital. FWC responded and took the boat crash report.

On November 5<sup>th</sup> a Marine unit responded to Keewaydin Island for a patient in medical distress.

On November 24<sup>th</sup> Marine units responded to Cape Marco for two missing teenagers that were lost in the water. During the search, the missing males were located on the beach.

On November 28<sup>th</sup> Marine units responded to Keewaydin Island for a patient that fell from a construction site (over 12 feet). The patient was transported by boat to Capri to be airlifted. Our Marine unit escorted the fire boat to the dock.

November 2023 Marine Incidents	Nov-23	Nov-22
Total events	382	734
Canal, Bay River and Gulf patrol	201	356
Patrols/ Business Checks*	0	112
Vessel Stops	37	63
Citations/ Warnings	27	63
Sanitation inspections Factory Bay	6	0
Sanitation Inspections Smoke House Bay	6	0
Suspicious Vessels	0	6
MERT (Marine Emergency Response Team)	5	0
Assist Boater/Citizen Contacts	0	0
Resource Checks	0	1
Boater Safety Checks	20	17
Patrols/ Inspections of Marinas	80	116

## Beach Report

November beach events decreased 18% vs November 2022 due to instances of cold weather.

With the diligent patrols on our beaches, our glass on the beach activities were reduced significantly from 24 events vs last month to 6 this month.

The continued extra patrol and litter pick up by our Code Officers and Patrol



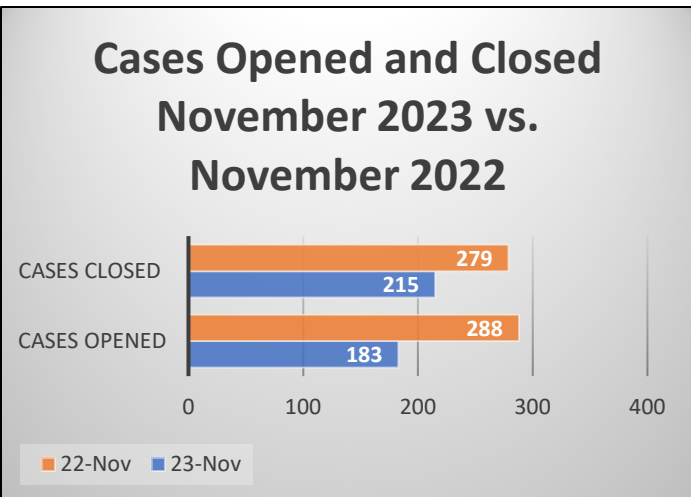
EVENTS:	
Patrol Activity	95
Pick-up Litter and Debris	81
Information/Directions	55
Community Oriented Policing	40
Youth Badge/Photo Op/Giveaways	38
Fill Holes in Sand	32
Inspect/Check Beach Signs	25
Shorebird Flushing	17
911 Call Response	14
Injured/Sick Bird	11
Dog on Beach	9
Bikes on Beach	7
Glass on Beach	6
Medical Calls	4
Code Enforcement	4
Vessel Warnings	3
Traffic Stop	3
Mert	2
Drones/Kites	2
Fire Assist	2
Courtesy Transport	1

**Code Enforcement:**

In November, the Code enforcement unit continued to respond to the issues that are of importance to the residents of Marco Island. Our officers are very proactive and the self-initiated case increase shows that dedication in keeping Marco Island as beautiful as ever.

The most significant code violations for the month of November were encroachments, litter and debris and silt fence violations.

**Code Enforcement Cases**



Type of Violation	Number of Violations
Encroachments	22
Silt Fence	22
Litter and Debris	21
Trash on Swale	21
Weeds	17
Boat and Boat Trailer Parking	13
Right of Way Obstruction	12
Parking Citations	12
Irrigation	10
RV Permits Issued	9
Public Nuisance	7
Work Without a Permit	5
Noise Violation	5
Illicit Discharge	4
Signage	4
Parking on Unapproved Surface	3
Damaged Sidewalk	2
Staging	2
Protection and Permitting	2
Abandoned or Derelict Vehicle	1
Activities within a Protection Zone	1
RV parking W/O a Permit	1
Temporary Signs	1
Parking proximity to Gopher Tortoise	1
Noxious Plants	1
No Street Numbers on House	1
Dune Protection	1
Dimensional Standards of Boat Dock	1
Glass on Beach	1

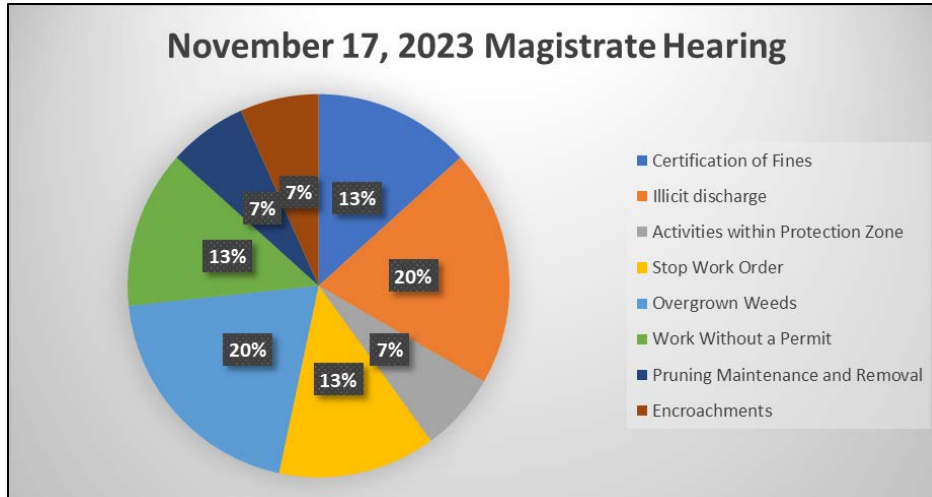


**Chief Tracy Frazzano at Tommie Barfield Elementary as "Principal for the Day".**



## October Special Magistrate Hearing

13 Cases were presented at the November 17, 2023, Magistrate Hearing. 13% of cases were Certification of Fines. 20% of cases were due to overgrown weeds (18-36(10)).



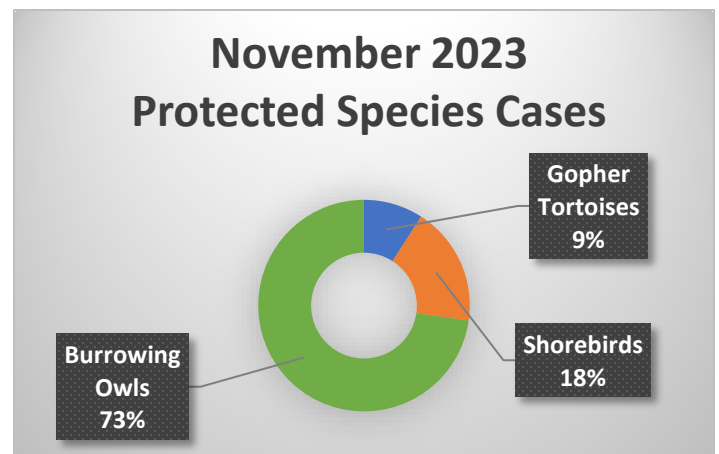
\*\*\* This figure reflects the total number of violations and not the number of cases. This is to account for cases with multiple violations.

For more information regarding the Special Magistrate Hearings please visit:

<https://marcoisland.legistar.com/Calendar.aspx>

## Code Enforcement Protected Species

This November the MIPD Code Enforcement Department, Audubon of Western Everglades and FWC responded to a case involving the mowing of an entire vacant lot which was occupied by several gopher tortoises. A post incident survey conducted by B. Piersma of AWE revealed 34 potentially occupied burrows. 23 of those appeared damaged to the entrance or tunnel caused by mowing. A NOV was issued for violation of 18-144(6), (Endangered Threatened or Listed Species Protection). This is an ongoing FWC case, and we intend to take the lot owner and landscaper to Magistrate on 1/30/24 for multiple counts of protected species violations.



## Code Enforcement: Water Quality

Code Enforcement issued 23 Notices of Violations for MS4, during the month of November 2023.

Twenty-one (21) violations were issued for missing or damaged silt fences. Of the twenty-one, twelve were compliant with their given compliance deadline, while nine are still open as non-compliant and will be scheduled for a future Magistrate hearing.

Two (2) violations were issued for Illicit Discharge. Both cases were compliant by their given compliance deadline.

**#Bettertogether Highlight**



Members of the MIPD teamed up with Meals of Hope and Marco Island Community members at Marco Island Charter Middle school to help pack meals for families in need.



**Number of followers for MIPD Facebook, Instagram, Twitter**

**November Top Performing Posts**



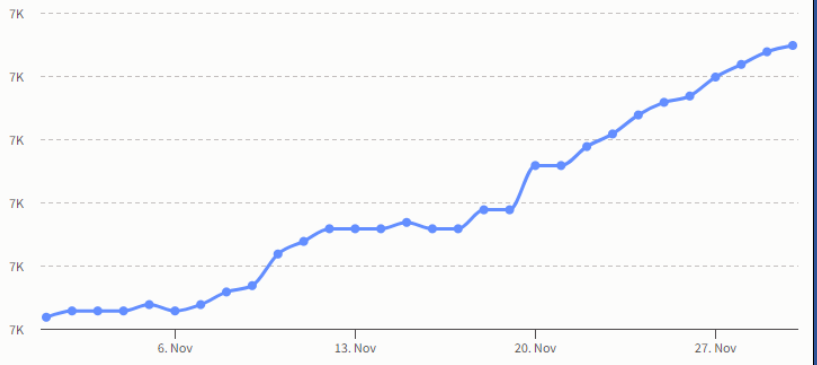
The MIPD released our 2023 recruitment video.

MIPD Sergeant Belardo and the Marco Police Foundation won People's Choice Chili at the 11<sup>th</sup> Annual Jerry Adams Chili cookoff.

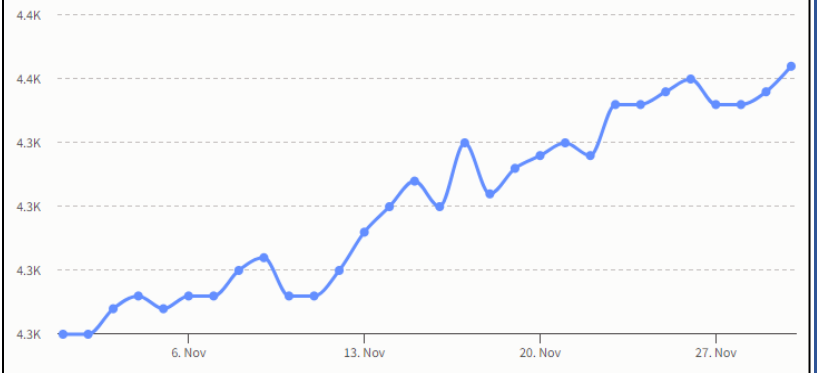


MIPD's crime prevention tip reminded community members not to leave their key fobs in their cars.

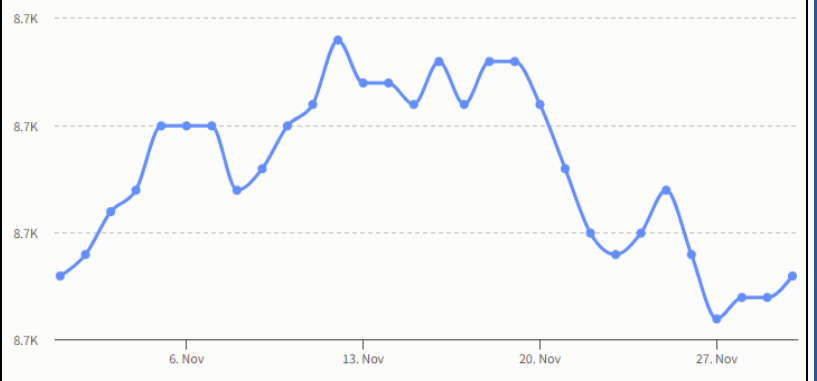
**Facebook Follower Trends November 2023**



**Instagram Follower Trend November 2023**



**Twitter Follower Trend November 2023**



**Appendix:  
November 2023 vs. November 2022**

	JAN	FEB	MAR	APR	MAY	JUN	JUL	AUG	SEP	OCT	NOV	DEC	
<b>Community Oriented Policing Activities</b>	2,249	1,855	1,989	2,018	2,066	2,032	2,181	1,950	1,862	2,104	2,201	2,155	2022
	2,024	1,621	1,889	1,932	2,053	2,145	2,218	1,833	1,805	2,121	1,941	--	2023
<b>Extra Patrols</b>	9,392	7,250	7,353	8,115	7,972	7,675	7,379	7,722	7,441	7,991	8,854	7,896	2022
	7,500	6,591	7,044	7,217	6,849	7,503	7,651	7,166	7,276	7,096	6,694	--	2023
<b>Parking Complaints</b>	30	89	80	57	32	19	33	41	34	3	12	28	2022
	25	78	94	56	47	26	103	51	31	48	44	--	2023
<b>Noise Complaints</b>	37	43	61	50	48	44	92	56	33	28	22	38	2022
	35	26	51	39	59	33	69	36	32	15	29	--	2023
<b>Traffic Stops</b>	844	690	711	799	625	709	864	786	638	446	611	609	2022
	657	592	550	604	515	523	688	521	472	525	419	--	2023
<b>Noise Complaints Verified</b>	2	1	1	2	4	4 *	1 *	7 *	1	3	2	1	2022
	1	0	2	2	6	1	3	5	7	0	5	--	2023
<b>Traffic Citations</b>	135	106	143	119	91	96	114	139	112	27	83	80	2022
	111	89	64	65	53	69	105	100	118	110	116	--	2023
<b>Traffic, Parking &amp; Vessel Written Warnings</b>	201	212	203	197	187	194	215	210	171	55	122	134	2022
	146	152	152	139	67	175	357	182	158	172	165	--	2023
<b>Vehicle Crash</b>	49	38	46	42	21	11	39	15	51	24	20	23	2022
	48	44	44	32	25	9	29	23	9	17	25	--	2023
<b>Criminal Cases - Open</b>	11	16	7	10	7	4	5	5	6	11	5	8	2022
	11	15	12	8	12	10	10	10	5	5	13	--	2023
<b>Criminal Cases - Closed</b>	46	61	72	63	64	52	65	61	61	63	42	58	2022
	60	52	62	52	41	25	50	52	47	33	39	--	2023
<b>Criminal Cases - Cleared</b>	2	6	12	4	12	13	10	15	15	16	17	14	2022
	15	12	15	7	1	8	13	14	10	11	12	--	2023
<b>Criminal Case - Follow-Ups</b>	45	37	52	47	46	31	32	33	31	38	6	31	2022
	55	62	86	47	56	41	50	16	30	46	68	--	2023
<b>Crime or Incident Reports Taken</b>	84	90	100	89	89	79	91	88	88	100	73	89	2022
	99	79	97	72	79	56	76	80	67	54	78	--	2023
<b>Persons Arrested</b>	13	6	10	4	11	11	12	15	14	13	15	15	2022
	17	10	13	5	9	7	13	12	10	14	12	--	2023
<b>Beach Patrol Events</b>	557	563	717	671	982	569	872	753	644	531	553	622	2022
	534	626	718	566	661	599	697	191	527	534	451	--	2023
<b>Marine Patrol Events</b>	337	459	712	459	636	435	635	895	487	450	734	354	2022
	647	499	1,024	955	822	872	1,055	430	267	471	382	--	2023
<b>Calls for Service</b>	13,124	11,744	12,337	13,119	12,548	12,071	12,518	12,522	12,057	12,424	13,323	12,710	2022
	12,646	11,065	12,204	10,881	10,433	11,276	11,624	11,472	10,552	10,734	10,213	--	2023

Calls for Service data reflects activity captured in an agency's Computer-Aided Dispatch (CAD) System for any call (not per incident) that causes a police officer or code enforcement officer to take an action or expend agency resources, whether agency-initiated or citizen initiated.

\* Note, may be under-reported due to CAD coding issue.

<b>Vehicle Count Daily Averages</b>													
<b>Jolley Bridge North bound</b>	NA	NA	NA	NA	8,233	5,283	4,571	4,760	5,746	--	--	--	2023
<b>Jolley Bridge South bound</b>	NA	NA	NA	NA	9,263	3,423	5,898	6,858	7,662	--	--	--	2023

Note: Data was unable to be retrieved Jan- May due to damages sustained by Hurricane Ian.