



# City of Marco Island

Meeting Date: May 6th, 2024  
To: City Council  
From: Chief Tracy L. Frazzano  
Through: Michael A. McNees, City Manager  
Re: March 2024 Monthly City Council Report

In March 2024, two Marco Island Police Department members were recognized for outstanding service to the City of Marco Island.

On March 4, 2024, Code Enforcement Officer James Muldoon was near Winterberry Park responding to a Code Enforcement violation when he heard commotion on the softball field. Upon response, he discovered a softball player who was having a medical emergency and in need of Basic Life Support. Code Officer Muldoon administered CPR which revived the male who was later transported to the hospital for further medical treatment. City Manager Mike McNees, Chief Tracy Frazzano, Code Supervisor Keith Richter, and Res/ Auxiliary Officer Ray Leshinger presented Muldoon with the “Caught in the Act” Award for his lifesaving efforts.



On March 20, 2024, Officer Josh Ferris was recognized as the Marco Island Police Foundation’s 2023 Officer of the Year. Officer Ferris has served the City of Marco Island for over 12 years and has since received over 32 citizen commendations, 22 awards, and 50 advanced training certificates in a variety of specialized topics. In 2023, Officer Ferris took on the additional task of maintaining the department’s armory. Officer Ferris developed an innovative and streamlined process which greatly improved the department’s armory function. Officer Ferris’ dedication to the City of Marco Island and its citizens is reflected in his willingness to take on additional tasks for the betterment of the department and its officers. Members of the Marco Island Police Foundation and Chief Tracy Frazzano presented Officer Ferris with the “2023 Officer of the Year” Award.

## March Police Activity

### Crime report:

In March 2024, 91 incidents were reported to the Marco Island Police Department. Total crimes against persons showed an increase of 20% due to a higher incidence of simple assaults. Property crimes decreased in March 2024 by 22% due to a reduction in thefts and criminal mischief incidents. Miscellaneous crimes showed an increase by 30% due to an increase in hit and run incidents. In March 2024, crimes against society, such as driving under the influence incidents showed a decrease by 33%. The Marco Island Police Department had 10 arrests in March of 2024 for incidents including DUI, criminal traffic for driving with no license, hit and runs, larceny, and an out of county warrant.

2024 vs. 2023 Crimes by Category, Non-Criminal Offenses				
Mar-2024		Mar-2023		'24 v.'23
Crimes against Persons	# of incidents	Crimes against Persons	# of incidents	Diff.
Domestic Battery	0	Domestic Battery	3	20%
Assault	5	Assault	2	
Intimidation/Stalking	1	Intimidation/Stalking	0	
Total	6	Total	5	
<b>Property Crimes</b>		<b>Property Crimes</b>		-22%
Burglary	1	Burglary	0	
Theft	9	Theft	13	
Criminal Mischief/ Vandalism	3	Criminal Mischief/ Vandalism	4	
Fraud	1	Fraud	1	
Total	14	Total	18	
<b>Misc. Crimes</b>		<b>Misc. Crimes</b>		
Others (Trespass, Warrants, etc)	5	Others (Trespass, Warrants, etc)	5	
Hit and Run	6	Hit and Run	0	
Disorderly Conduct	0	Disorderly Conduct	1	
Criminal Traffic	2	Criminal Traffic	4	
Total	13	Total	10	
<b>Crimes against Society</b>		<b>Crimes against Society</b>		-33%
DUI	4	DUI	3	
Narcotics	0	Narcotics	3	
Total	4	Total	6	
<b>Other Incidents</b>		<b>Other Incidents</b>		-6%
Marchman Act	1	Marchman Act	0	
Baker Act	4	Baker Act	1	
Operation Medicine Cabinet	1	Operation Medicine Cabinet	3	
Non-Criminal incidents	52	Non-Criminal incidents	58	
Total	58	Total	62	

Note: Multiple criminal offenses may have occurred within some incidents.

This reporting aligns with new crime data collection requirements from the Florida Department of Law Enforcement and the FBI. This announcement for crime reporting was covered in the February 2022 monthly report.

Non-criminal incidents are reports that do not have a criminal offense or are information reports. Examples include fraud cases (outside of Marco Island jurisdiction), other agency assists, lost and found items and medical assists.

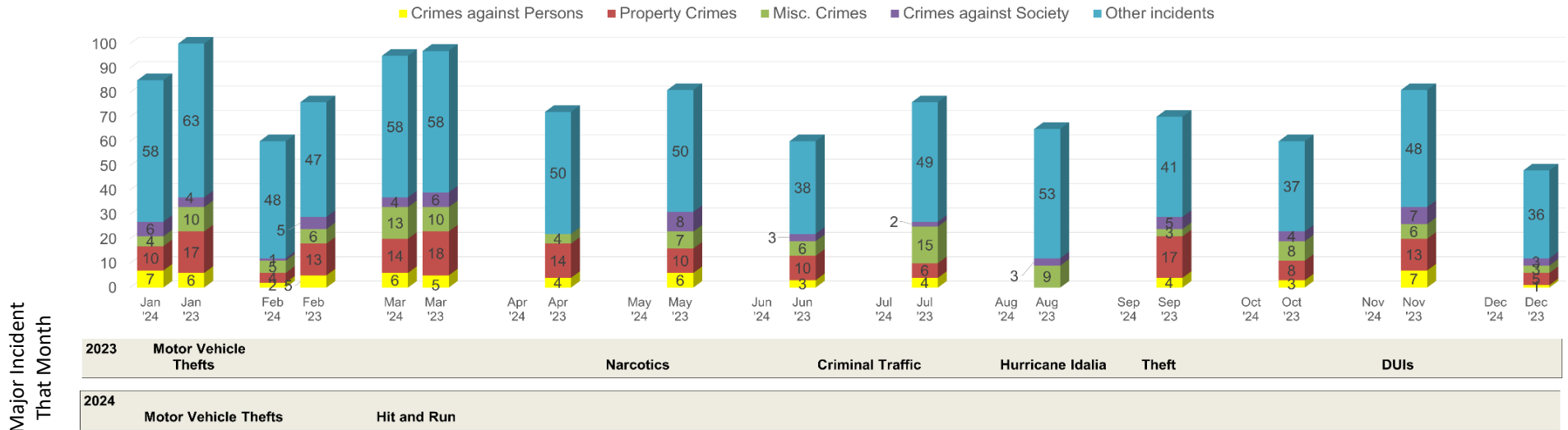


**Marine Sergeant Ryan Montgomery joined agencies including the Collier County Sheriff's Office, Naples Police Department, and Florida Fish and Wildlife Conservation Commission to present at the Marine Safety Forum.**

## 2023 vs 2024 Incident Crime Trends

In March 2024, there were 58 non-criminal incidents reported. 19% of non-criminal incident reports were comprised of suspicious activities. 4% of non-criminal incident reports were due to domestic disturbances, with no crimes occurring. 6% of reports were referencing assistance to other agencies including Collier EMS, Marco Island Fire Department, and other law enforcement agencies. 31% of non-criminal incident reports are for lost and found property. The Marco Island Police Department will accept found property into our property and evidence department for safekeeping until an owner can be located.

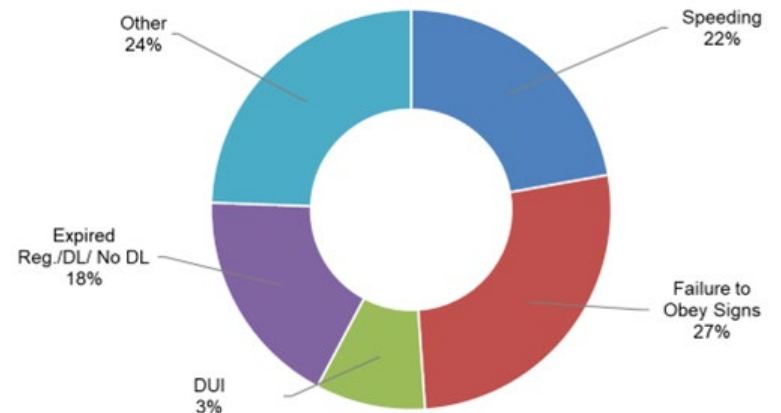
### 2024 v. 2023 Incident Trends by Crime Category, Non-Crime



## March Traffic Patrol

In March 2024, there were 141 traffic citations and warnings issued by the Marco Island Police Department. Of the citations issued 27% were for failure to obey traffic signs or traffic lights. 22% were due to an excess in posted speed. 18% of citations were for operating a motor vehicle with an expired registration or driver's license. Other citations issued were for violations including safety belt infractions, improper passing, and illegal U-turns. In March 2024, the Marco Island Police Department arrested 7 people for traffic violations. The 7 arrests were comprised of 4 DUIs, 2 criminal traffic violation for driving with no license issued or no registration, and 1 hit and run notice to appear in court. 6 licenses were seized during traffic stops due to license suspensions or revocations.

### March 2024 Citations Offenses vs Total Traffic Citations Written




## March Reserve / Auxiliary Program Activity Hours

Reserve and Auxiliary Police Officers are unpaid volunteers who are certified by the State of Florida to perform in the law enforcement role. These officers must meet the Department's and State of Florida's annual retraining / certification requirements. Reserve and Auxiliary personnel are required to volunteer a minimum of 16 hours per month. They perform a variety of functions for our department and community which are outlined in the chart below. Once a month Reserve and Auxiliary Officers have a staff meeting to review policy changes, attend training and address planning and logistical requirements.

Activity Type	March	February	Current Year 2024
Administrative	15	15	45
Background Investigations	0	0	0
Beach Patrol	0	0	0
Community Events	20	20	66
Investigations / Follow-up	0	0	0
Marine Patrol	0	0	0
Monthly Meeting	6	6	16
Park Patrol	0	0	0
Special Duty (Paid)	159	85	365
Special Duty (Unpaid)	0	0	0
Solo Patrol	20	0	20
2nd OFC Patrol	0	0	0
Program Coordination	15	15	30
Training	20	120	191
Weather Event	0	0	0
Other	0	0	0
Total	255	261	733

## Special Duty Hours – Performance of Law Enforcement Duties Compensated by Outside Vendors

Special Details in March totaled 334.5  33.5 hours from February.

- United Church Security 29 Hours
- Island Country Club Security 88 Hours
- Presbyterian Church Security 34.5 Hours
- MI Center for the Arts Traffic 12 Hours
- St Mark's Art Show Traffic 12 Hours
- San Marco Catholic Church Security/Traffic 45 Hours
- JCMC Concert Security 3 Hours
- Farmer's Market Traffic/Security 65 Hours
- MI International Art Show Security 24 Hours
- Tour De Marco Traffic 8 Hours
- Gulf Coast Runners Traffic 10 Hours
- Friends of Folley Security 4 Hours

### Training

- MIPD Sworn Officers completed training in Risk Protection Orders, Handcuffing Techniques, Responses to Resistance and Hobble Restraints.

### Employee News:

- On March 25, 2024, the MIPD welcomed our new Public Education and Social Media Specialist, Andrea Wenger to the team.



## March Detective Bureau Monthly

### Investigative Report

#### Cases Closed by Detective Bureau:

**Baker Act/Risk Protection Order** – Detectives initiated a Risk Protection Order with the City Attorney’s Office regarding a mentally disturbed subject who threatened suicide with a firearm.

	Mar-24	Mar-23	24 vs. 23 Diff.
Closed	55	60	-8%
Cleared	14	13	8%
Open	11	17	-35%
Suspended	11	6	83%
Total	91	96	-5%

**Lost Property** – Detectives took an initial report regarding a lost firearm. The firearm was entered as lost into nationwide/statewide databases.

**Battery DV** – A capias arrest warrant request was denied by the State Attorney’s Office.

**Petit Theft** – An investigation into the theft of \$300 worth of oil was suspended and is considered inactive.

**Conveyance Burglary** – After follow-up investigation for available evidence, no suspect(s) could be identified. Case Inactive.

**Hit and Run Crash** – After the fact report from the parking lot of a business was determined to be unfounded. The driver identified themselves inside the local business and the other party was aware of his identity.

**Conveyance Burglary** – A follow-up investigation where no suspect(s) could be identified. The victim requested a report to document the incident but does not desire to prosecute. Case Inactive.

**Child Sexual Abuse** – Investigation into a tip regarding questionable material on social media. It was determined the material did not meet the elements of the crime.

**Suspicious Incident** – Detectives investigated damage by an apparent air gun.

**Criminal Mischief** – Detectives received a report of damage to a vehicle. After a review of local surveillance, no suspect(s) could be identified. Case Inactive.

**Felony Battery** – The SAO refused to issue an arrest warrant based on insufficient evidence to prove the felony in court.

**Petit Theft** – Detectives received a report of a stolen wallet. A citizen found the wallet which was turned over to MIPD with nothing missing and it was returned to the owner. Case unfounded.

**Fugitive from Justice** – Detectives arrested a suspect who had a warrant for his arrest for misdemeanor battery out of Franklin County, FL.

Case Management		Arrests/Warrants/Prosecution/ Hearings	
Supplemental Reports	79	Warrant Checks	171
Det. Supervisor Review of Reports	86	Arrest Warrant Request	3
Det. Supervisor Evidence Log Processing	26	Arrests	1
Initial Reports Written	11	Court Hearings	2
Exploratory (Collection / Documentation)		Follow up / Assists	
Evidence Submissions	14	Case Follow-Ups	58
Interviews	12	Bulletins Created/ Distributed	33
Videos Processed from WatchGuard	34	Other Agency Assists	2
Death Investigations	2	Detective Called from Off Duty	2
Extensive Crime Scene Processing	2		
Subpeona Requests	1		



## March Marine Report

Marine officers observed an increase of boater traffic this month as the weather started to improve. Officers conducted several patrols near and around Marco Island which resulted in 121 vessel stops and 33 boater assists/contacts. More than half of the vessel stops were concentrated in the Marco River due to several complaints from citizens of boaters traveling too fast in the area. Marine officers increased police presence in the area slowing down boaters. Boater stops were up 300% from last Month.

This month, Marine Sergeant Montgomery and Officer Smith also participated in a Marine Safety & Security Forum along with the Collier County Sheriff's Office, Naples Police Department, and Florida Fish and Wildlife.

March 2024 Marine Incidents	Mar-24	Mar-23
Total events	886	1024
Canal, Bay River and Gulf patrol	371	372
Patrols/ Business Checks	120	107
Vessel Stops	121	139
Citations/ Warnings	124	141
Sanitation Inspections Factory Bay	6	9
Sanitation Inspections Smoke House Bay	5	10
Suspicious Vessels	3	7
MERT (Marine Emergency Response)	7	1
Assist Boater/Citizen Contacts	5	62
Resource Checks	6	8
Boater Safety Checks	33	53
Patrols/ Inspections of Marinas	85	115

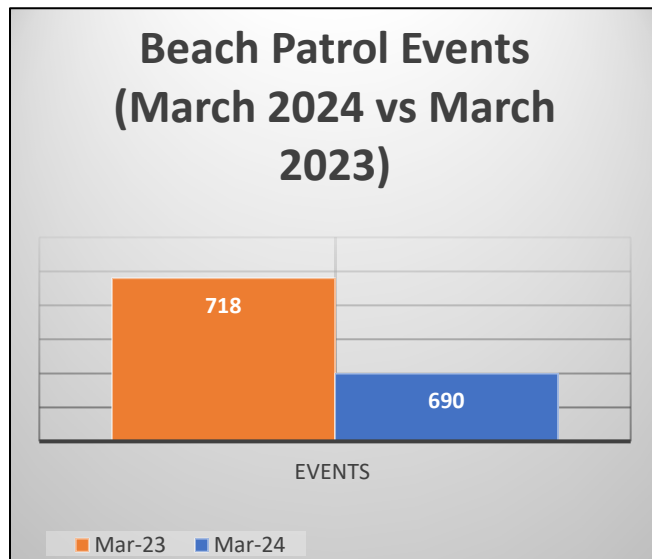
On 3/26/2024, Sergeant Montgomery and Officer Marvin responded to a MERT call on Resident's Beach for a swimmer struggling on a raft floating out to sea. Upon investigation, officers located the raft which was unoccupied and had blown offshore while unattended. Sergeant Montgomery and Officer Marvin also responded to an additional report of a distressed swimmer who was unsuccessfully attempting to swim across Caxambas pass. The swimmer was located and safely returned to the beach.

On 3/29/2024, Sgt. Montgomery responded to Keewaydin Island for a medical call. Sgt. Montgomery arrived with MIFR and was able to utilize the shallow water capabilities of the Police Ranger to transport EMS personnel onto the beach to render aid to the distressed male.

## Beach Report

March Beach events were down 4% compared to March 2023.

With tourism season in full force, Code Enforcement Officers supported beachgoers by providing information and directions to ensure the safety of marine wildlife.



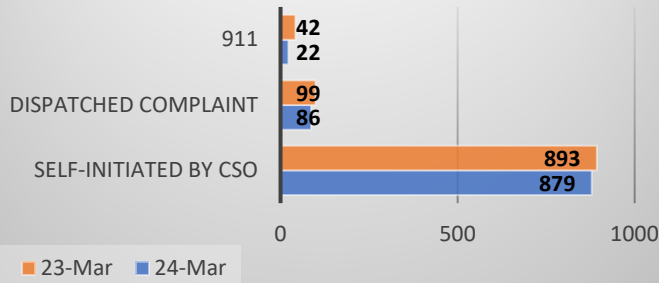
EVENTS:	
Patrol Activity	144
Pick-up Litter and Debris	111
Information/Directions	110
Youth Badge/Photo Op/Giveaways	64
Community Oriented Policing	63
Inspect/Check Beach Signs	60
911 Call Response	44
Glass on Beach	23
Dog on Beach	14
Shorebird Flushing	13
Medical Call	12
Bikes on Beach	8
Courtesy Transport	7
Other	6
Detail	5
Code	2
Assist	2
Injured/Sick Bird	1
Suspicious	1

**Code Enforcement:**

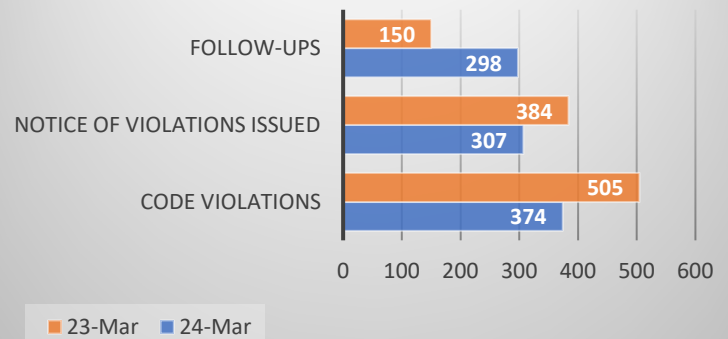
In March, most of the Code Enforcement Violations concerned violations of the Trash Ordinance, Litter/Weeds, Silt Fence infractions and Right of Way Obstructions. City residents often contact Code Enforcement about right of way obstructions, and generally violations center around obstructing the right of way with materials in the swale. Of the total code calls for service this month, 89% were initiated by Code Enforcement Officers.

**Code Enforcement Cases**

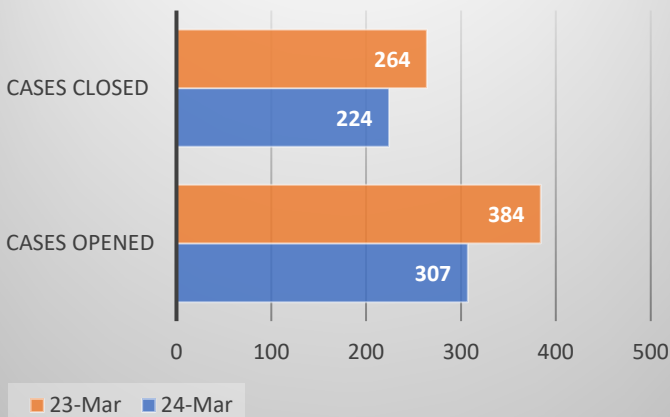
**CEO Activity by Source  
March 2024 vs. March 2023**



**CEO Activity  
March 2024 vs. March 2023**



**Cases Opened and Closed  
March 2024 vs. March 2023**



TYPE OF VIOLATIONS	NUMBER
Trash on Swale	66
Litter/Weeds	40
Silt Fence	39
ROW Obstruction	30
Encroachments	27
Parking Citations	25
Litter and Debris	22
Irrigation	17
RV Permit	12
Parking on Unapproved Surface	12
Staging	9
Boat & Trailer Parking	8
Public Nuisance	7
Damaged Sidewalk	7
Work Without a Permit	6
Trailer Parking	4
Derelict Vehicle	4
Prohibited Signs/Signage	3
Illicit Discharge	3
RV Parking	2
Noise Violation	2
Illegal Dumping	2
Protection and Permitting	1
Permit and Plant Material & Installation Standards	1
Parking of Vehicle Not Operable	1
No Numbers on House	1
No License Plate	1
Fire Protection ID Markings	1
Dilapidated Dock	1
Citation- Glass on Beach	1
Citation- Dogs on Beach	1



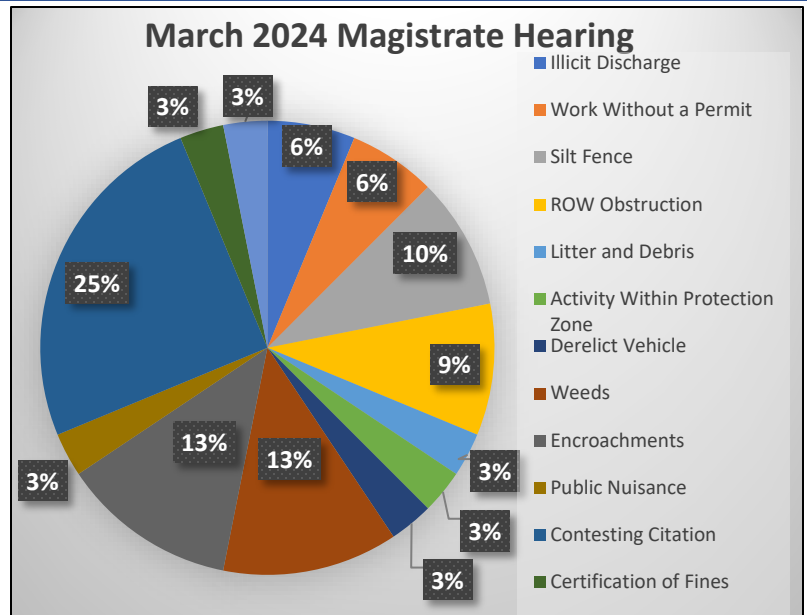
*Code Officer Ira Warder presented to the Marco Island Association of Condos on the importance of sea turtle lighting regulations.*

## March Special Magistrate Hearing

This month's Special Magistrate Hearing took place on March 26, 2024. There were 28 cases scheduled to be heard. 25% of the scheduled cases were contested citations. Encroachment and weed violations represented 13% of the cases heard. Silt fence violations represented 10% of the cases requiring a Magistrate Hearing for resolution.

For more information regarding the Special Magistrate Hearings please visit:

<https://marcoisland.legistar.com/Calendar.aspx>

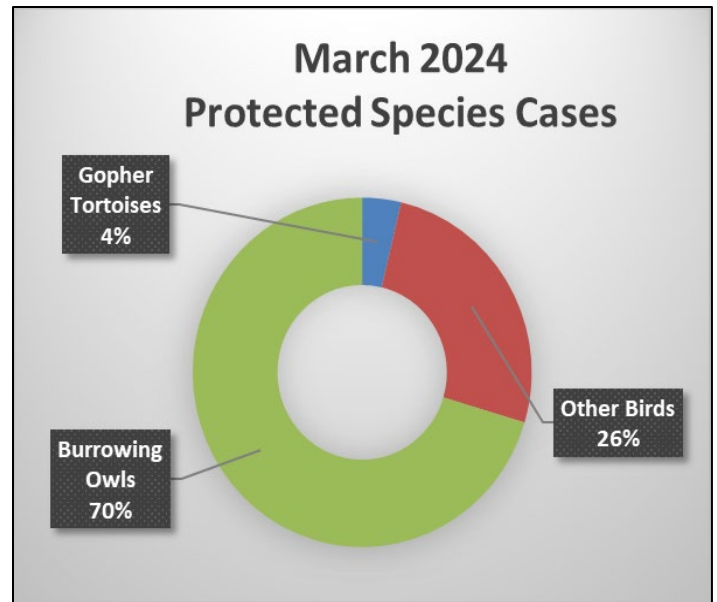


This figure reflects the total number of violations and not the number of cases. This is to account for cases with multiple violations.

## Code Enforcement Protected Species

This month there were 19 burrowing owl cases, all of which involved reported violations of the protection zone, (parking within 33 feet of the owl burrows). All cases were handled with education and verbal warnings, which resulted in voluntary compliance. There was 1 case involving Gopher Tortoises in March 2024 in which a vehicle parked too close to a Gopher Tortoise burrow. A citation was issued and placed on the vehicle which resulted in compliance within 24 hours. This month there were 7 cases involving shorebirds. Two Ospreys were discovered showing signs of distress and were unable to fly. Both were rescued and turned over to the Conservancy for treatment. There were three cases of shorebird flushing near the Marriott. Education and verbal warnings were issued. There were two other birds that were injured, one a Black Skimmer and one

Cormorant. Both were rescued and given to the Conservancy. On 4/17/24, we will be hosting our Sea Turtle open house from 5:00 to 7:00pm. There will be guest speakers from Collier County, FWC and Rookery Bay.



## Code Enforcement: Water Quality

The MIPD Code Enforcement Department issued a total of 44 Notices for MS4 violations during the month of March 2024.

39 violations were issued for missing or damaged silt fences. 28 cases were closed after compliance, 1 case was unfounded upon investigation, and 10 remain open and will be scheduled for the next Magistrate Hearing.

3 violations were issued for Illicit Discharge violations. 1 case was closed after compliance, and two remain open and will be scheduled for the next Magistrate Hearing.

Additionally, 2 violations were issued for Illegal Dumping. Both cases remain open and if not corrected by the compliance date, will be scheduled for the next Magistrate Hearing.



**#Bettogether Highlight**



SRO George Guyer Celebrated completion of the LEAD Program with Tommie Barfield Elementary School 5<sup>th</sup> Graders.

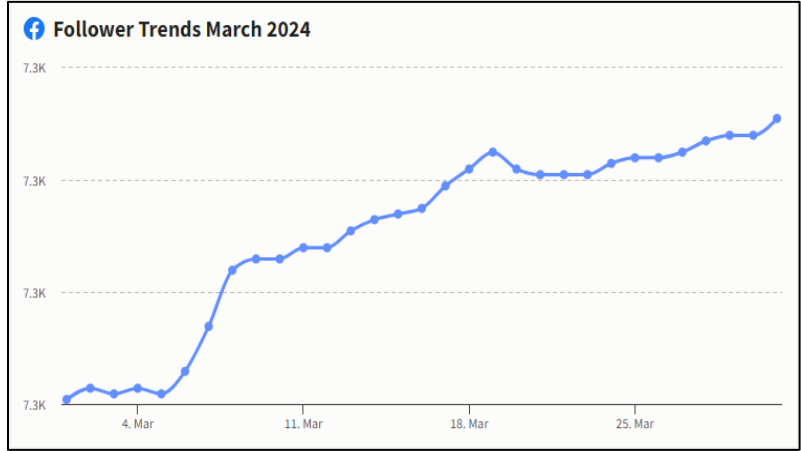


**Number of followers for MIPD Facebook, Instagram, Twitter**

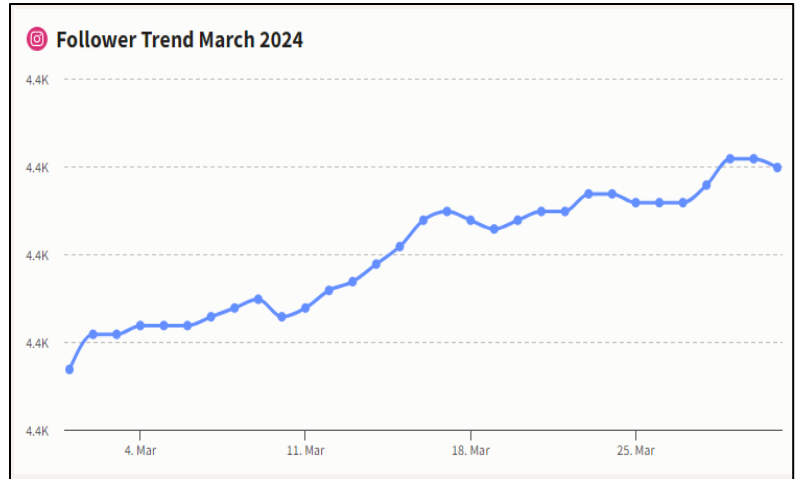
**March Top Performing Posts**



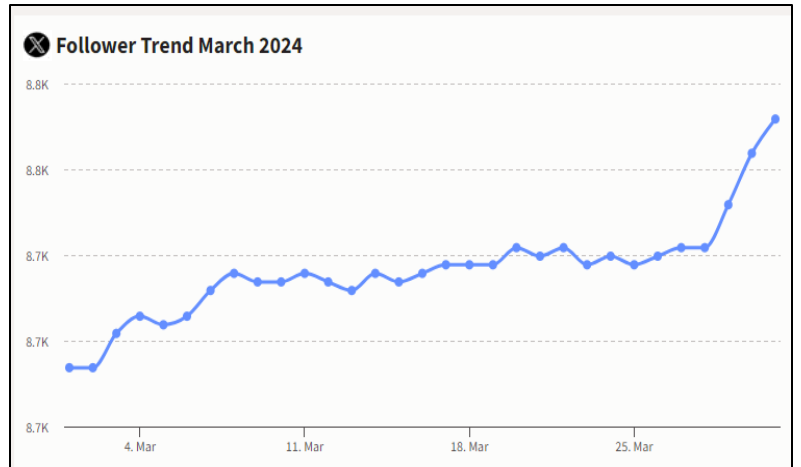
**Officer Ferris was recognized as 2023 Officer of the year by the Marco Island Police Foundation.**



**March 8<sup>th</sup>, 2024 was International Women's Day. MIPD honored their hard-working female employees.**



**Chief Frazzano was invited to Tommie Barfield Elementary School's Leadership Day!**



**Appendix:**

**March 2024 vs. March 2023**

	JAN	FEB	MAR	APR	MAY	JUN	JUL	AUG	SEP	OCT	NOV	DEC	
<b>Community Oriented Policing Activities</b>	2,024	1,621	1,889	1,932	2,053	2,145	2,218	1,833	1,805	2,121	1,941	2,004	2023
	1,780	1,733	1,751										2024
<b>Extra Patrols</b>	7,500	6,591	7,044	7,217	6,849	7,503	7,651	7,166	7,276	7,096	6,694	6,189	2023
	5,934	5,493	5,695										2024
<b>Parking Complaints</b>	25	78	94	56	47	26	103	51	31	48	44	16	2023
	50	84	101										2024
<b>Noise Complaints</b>	35	26	51	39	59	33	69	36	32	15	29	33	2023
	29	34	43										2024
<b>Traffic Stops</b>	657	592	550	604	515	523	688	521	472	525	419	392	2023
	479	331	333										2024
<b>Noise Complaints Verified</b>	1	0	2	2	6	1	3	5	7	0	5	2	2023
	3	0	2										2024
<b>Traffic Citations</b>	111	89	64	65	53	69	105	100	118	110	116	69	2023
	100	45	45										2024
<b>Traffic, Parking &amp; Vessel Written Warnings</b>	146	152	152	139	67	175	357	182	158	172	165	59	2023
	95	116	217										2024
<b>Vehicle Crash</b>	48	44	44	32	25	9	29	23	9	17	25	14	2023
	32	24	42										2024
<b>Criminal Cases - Open</b>	11	15	12	8	12	10	10	10	5	5	13	6	2023
	9	11	11										2024
<b>Criminal Cases - Closed</b>	60	52	62	52	41	25	50	52	47	33	39	35	2023
	55	44	55										2024
<b>Criminal Cases - Cleared</b>	15	12	15	7	1	8	13	14	10	11	12	6	2023
	11	4	4										2024
<b>Criminal Case - Follow-Ups</b>	55	62	86	47	56	41	50	16	30	46	68	55	2023
	70	57	58										2024
<b>Crime or Incident Reports Taken</b>	99	79	97	72	79	56	76	80	67	54	78	48	2023
	85	60	91										2024
<b>Persons Arrested</b>	17	10	13	5	9	7	13	12	10	14	12	7	2023
	9	2	10										2024
<b>Beach Patrol Events</b>	534	626	718	566	661	599	697	191	527	534	451	471	2023
	487	498	690										2024
<b>Marine Patrol Events</b>	647	499	1,024	955	822	872	1,055	430	267	471	382	301	2023
	237	371	886										2024
<b>Calls for Service</b>	12,646	11,065	12,204	10,881	10,433	11,276	11,624	11,472	10,552	10,734	10,213	9,561	2023
	9,232	8,725	9,288										2024

Calls for Service data reflects activity captured in an agency's Computer-Aided Dispatch (CAD) System for any call (not per incident) that causes a police officer or code enforcement officer to take an action or expend agency resources, whether agency-initiated or citizen initiated.

<b>Vehicle Count Daily Averages</b>													
<b>Jolley Bridge North bound</b>	6,434	12,025	10,658										2024
	*NA	*NA	*NA										2023
<b>Jolley Bridge South bound</b>	8,427	12,120	10,413										2024
	*NA	*NA	*NA										2023

\*Note: Data was unable to be retrieved January- May 2023 due to damages sustained by Hurricane Ian.