



City of Marco Island

Meeting Date: July 22nd , 2024
To: City Council
From: Chief Tracy L. Frazzano
Through: Michael A. McNees, City Manager
Re: May 2024 Monthly City Council Report

This May, Marco Island Police Department hosted and participated in a variety of career path and youth engagement events. To kick off the summer, on May 3rd, Marco Island Police Department joined the Marco United Methodist Church along with Al's Pals, Marco Island Charter Middle School, Capri Christian Church, YMCA of Collier County and Marco Fire Rescue at the Middle School Block Party. This event was to celebrate the beginning of summer for hard working middle school students and is a great example of keeping the community connected in a safe and positive environment.

Also on May 3rd, 2024, Marine and Traffic Sergeant Ryan Montgomery and Reserve/ Auxiliary Officer Ray Leshinger joined over 20 different local professionals at Manatee Elementary School for the 5th Graders career day. Students had the chance to ask questions about law enforcement and were provided with a hands-on experience, allowing them to create lasting memories with our officers while giving them an idea of what potential law enforcement career paths may be ahead of them.

On May 21st, 2024, 7th Graders from Marco Island Charter Middle School visited the Marco Island Police Department to observe rescue operations, traffic equipment and patrol vehicles. MIPD's Officers explained their roles and the impact being a law enforcement officer can have in the community.

Community engagement and interaction with the youth is an extremely important facet of Law Enforcement. Encouraging positive interactions with Law Enforcement can lead children to build trust in their community and in the officers who serve it. The MIPD will continue to seek opportunities to connect with members of the community through these events.



May Police Activity

Crime report:

In May 2024, 85 incidents were reported to the Marco Island Police Department. Total crimes against persons increased by 50% compared to the same time last year. Property crimes increased in May 2024 by 60% due to a higher incidence of thefts and criminal mischief incidents. Miscellaneous crimes showed an increase of 38% due to a rise in out of county warrants and trespass warnings. In May 2024, there was a 50% decrease in crimes against society due to fewer narcotics incidents. The Marco Island Police Department had 12 arrests in May of 2024 for incidents including domestic violence related simple assault, out of county warrants, driving under the influence, criminal traffic violations, possession of narcotics, and resisting a law enforcement officer with violence.

2024 vs. 2023 Crimes by Category, Non-Criminal Offenses				
May-2024		May-2023		'24 v. '23
Crimes against Persons	# of incidents	Crimes against Persons	# of incidents	Diff.
Sex Offenses	1	Sex offense	3	
Domestic Battery	2	Domestic Battery	1	
Assault	6	Assault	1	
Intimation/Stalking	0	Intimation/Stalking	1	
Total	9	Total	6	50%
Property Crimes		Property Crimes		
Burglary Auto	0	Burglary Auto	1	
Motor Vehicle Theft	0	Motor Vehicle Theft	2	
Theft	9	Theft	5	
Criminal Mischief/ Vandalism	3	Criminal Mischief/ Vandalism	1	
Fraud	4	Fraud	1	
Total	16	Total	10	60%
Misc. Crimes		Misc. Crimes		
Others (Trespass, Warrants, etc)	5	Others (Trespass, Warrants, etc)	4	
Obstruction of Justice	1	Disorderly Intoxication	0	
Criminal Traffic	3	Criminal Traffic	3	
Resisting LEO w/Violence	1	Resisting LEO w/Violence	0	
Fleeing and Eluding	1	Fleeing and Eluding	1	
Total	11	Total	8	38%
Crimes against Society		Crimes against Society		
DUI	3	DUI	3	
Narcotics	1	Narcotics	5	
Total	4	Total	8	-50%
Other Incidents		Other Incidents		
Marchman Act	2	Marchman Act	1	
Baker Act	2	Baker Act	1	
Operation Medicine Cabinet	3	Operation Medicine Cabinet	2	
Non-Criminal incidents	41	Non-Criminal incidents	46	
Total	48	Total	50	-4%

Note: Multiple criminal offenses may have occurred within some incidents.

This reporting aligns with new crime data collection requirements from the Florida Department of Law Enforcement and the FBI. This announcement for crime reporting was covered in the February 2022 monthly report.

Non-criminal incidents are reports that do not have a criminal offense or are information reports. Examples include fraud cases (outside of Marco Island jurisdiction), other agency assists, lost and found items and medical assists.

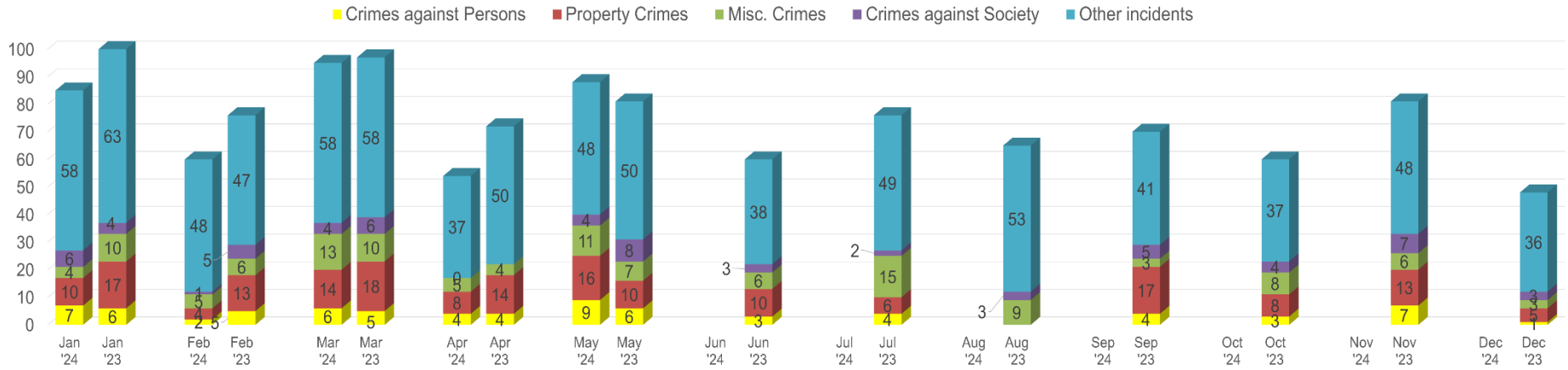


MIPD Staff members, Marco Island Fire Rescue and City of Marco Island had a moment of silence to honor fallen officers in recognition of National Peace Officers Memorial Day.

2023 vs 2024 Incident Crime Trends

In May 2024, there were 41 non-criminal incidents reported. 27% of non-criminal incident reports were comprised of suspicious activities. 10% of non-criminal incident reports were due to domestic disturbances, with no crimes occurring. 8% of reports were referencing assistance to other agencies including Collier EMS, Marco Island Fire Department, and other law enforcement agencies. 22% of non-criminal incident reports are for lost and found property.

2024 v. 2023 Incident Trends

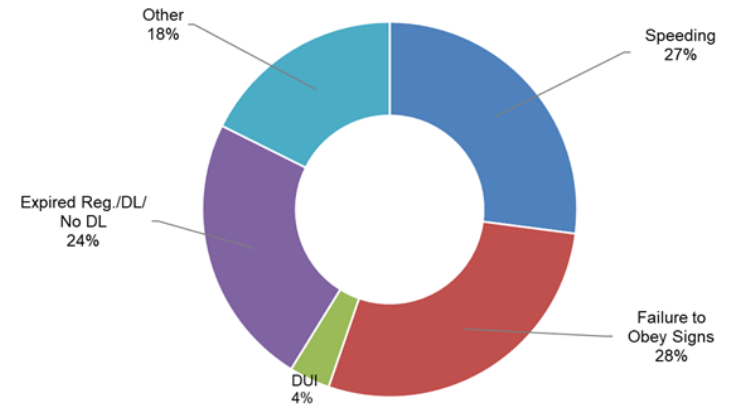


Major Incident That Month	2023	Motor Vehicle Thefts	Narcotics	Criminal Traffic	Hurricane Idalia	Theft	DUIs
	2024	Motor Vehicle Thefts	Hit and Run	Theft			

May Traffic Patrol

In May 2024, there were 209 traffic citations and warnings issued by the Marco Island Police Department. Of the citations issued, 28% were for failure to obey traffic signs or traffic lights. 27% were due to an excess in posted speed. 24% of citations were for operating a motor vehicle with an expired registration or driver's license. Other citations issued were for violations including safety belt infractions, improper passing, and illegal U-turns. In May 2024, the Marco Island Police Department seized 9 licenses during traffic stops due to suspensions or revocations. 1 license plate was seized during a traffic stop.

May 2024 Citations Offenses vs Total Traffic Citations Written

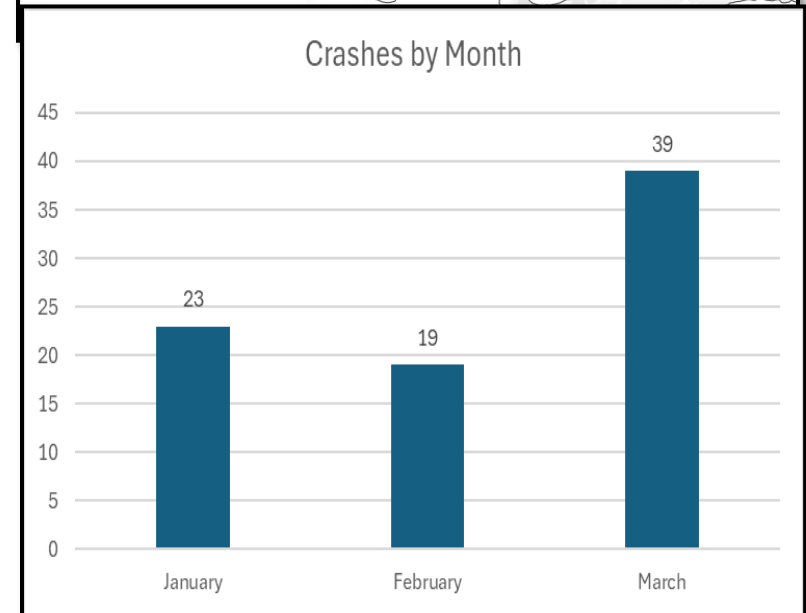
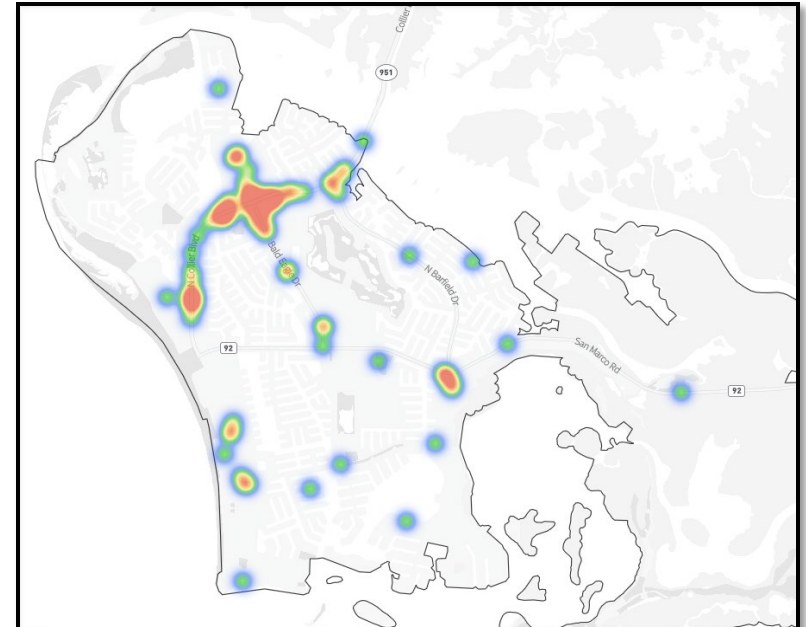


Quarterly Crash Report

The Marco Island Police Department quarterly crash information data is portrayed in the heat map displayed. Areas where crashes are more densely concentrated will appear on the heat map as a “hotter” location, indicated by red or orange color. Crashes that are more severe will also appear “hotter” to reflect a more severe accident occurrence.

On March 1, 2023, the Governor approved Senate Bill 1614, which expanded public records exemptions to Crash Reports and Uniform Traffic Citations. Due to this change, crash report data became exempt from public disclosure for 60 days after the date of the crash occurrence. Q1 crash data was available for review beginning on June 01, 2024.

In Q1 (January – March 2024), 87 crashes were reported within the municipal city limits of Marco Island. This quarter saw a major increase in crashes as compared to Q4 2023 (October - December 2023). This could be correlated with the increase in population on Marco Island during Q1. Of the 87 reported crashes, 86% were non-injury related and 90% were in clear weather conditions. Most accidents were between 12pm and 4pm, with concentrations on Thursdays. Data showed that most of the accidents involved drivers over the age of 65 and that male drivers were responsible for 71% of accidents. March had the most crashes in Q1. There were 4 alcohol/ impaired driver related crashes in Q1, comprising 4.5% of total crash events.




MIPD Marine Officer Robert "Bob" Marvin completing his final shift before retirement from the MIPD.

May Reserve / Auxiliary Program Activity Hours

Reserve and Auxiliary Police Officers are unpaid volunteers who are certified by the State of Florida to perform in the law enforcement role. These officers must meet the Department's and State of Florida's annual retraining / certification requirements. Reserve and Auxiliary personnel are required to volunteer a minimum of 16 hours per month. They perform a variety of functions for our department and community which are outlined in the chart below. Once a month Reserve and Auxiliary Officers have a staff meeting to review policy changes, attend training and address planning and logistical requirements.

Activity Type	May	April	Current Year 2024
Administrative	15	15	75
Background Investigations	0	0	0
Beach Patrol	0	0	0
Community Events	12	20	106
Investigations / Follow-up	0	0	0
Marine Patrol	0	0	0
Monthly Meeting	10	3	28
Park Patrol	0	0	0
Special Duty (Paid)	96	71	609
Special Duty (Unpaid)	0	0	0
Solo Patrol	23	5	40
2nd OFC Patrol	0	0	0
Program Coordination	15	15	60
Training	10	15	331
Weather Event	0	0	0
Other	0	0	0
Total	181	144	1249

Special Duty Hours – Performance of Law Enforcement Duties Compensated by Outside Vendors

Special Details in May totaled 200  27 hours from April.

- United Church Security 12 Hours
- Island Country Club Security 88 Hours
- Presbyterian Church Security 24 Hours
- Jammin' in the Park Security 10 Hours
- Wolfgang Productions Honor Guard 12 Hours
- MIA Prom Security 10 Hours
- MIA Graduation Security 6 Hours
- Mermaid Tails Dance Security 4 Hours
- Hilton Marco Security 24 Hours
- Apollo Condos Security 10 Hours

Training

- MIPD Sworn Officers completed training in equipment specified topics including dash cameras.
- Code Enforcement Officers completed annual Crossing Guard Training

Employee News:

- Marine Office Robert Marvin Jr retired from the MIPD on May 2nd, 2024.
- Captain Dave Ennis was sworn in as the new Operations Captain on May 3rd, 2024.



Captain Dave Ennis

May Detective Bureau Monthly

Investigative Report

Cases Closed by Detective Bureau:

Death Investigation – An ongoing death investigation was closed after the Medical Examiner’s ruling.

Death Investigation – An ongoing death investigation was closed after the Medical Examiner’s ruling.

Battery – An investigation was closed after the victim refused to move forward with pressing charges.

Fleeing/Eluding – Detectives were able to identify a driver who fled on foot from a traffic stop days before. Detectives arrested the subject and booked him into Naples Jail Center.

Injured Child – Detectives closed an investigation into an accidental injury to a child which was closed by DCF.

Battery – An investigation was closed exceptionally when the State Attorney’s Office refused a request for an arrest warrant and declined prosecution for the offense.

Battery – An investigation was closed exceptionally when the State Attorney’s Office refused a request for an arrest warrant and declined prosecution for the offense.

Suspicious Incident – Juveniles – Detectives mediated an issue between two high school students along with their parents.

Grand Theft – Detectives were able to identify a male suspect who stole an unattended e-bicycle. The suspect was booked at Naples Jail Center.

Grand Theft – An ATV theft investigation was suspended after the unknown suspect(s) could not be identified.

Fraud – A fraud investigation was suspended after the unknown suspect(s) could not be identified.

Battery – Victim contacted detectives and did not want to proceed with criminal charges on suspect.

Criminal Mischief – After an investigation into vandalism to a vehicle was suspended after the unknown suspect(s) could not be identified. The victim only wanted the incident documented.

Missing Person – A family was concerned about a missing member. As the investigation proceeded, the missing person was located.

Grand Theft – An investigation into a suspect who took cash from a recovered lost bag was suspended after the unknown suspect could not be identified.

Petit Theft – An investigation was suspended after the suspects could not be located.

Battery – An investigation was closed exceptionally when the State Attorney’s Office refused a request for an arrest warrant and declined prosecution for the offense.

Grand Theft – An e-bicycle theft investigation from a shopping plaza was suspended after the unknown suspect(s) could not be identified.

Grand Theft – An e-bicycle theft investigation from a condominium was suspended after the unknown suspect(s) could not be identified.

Grand Theft – A jewelry theft investigation was suspended after the unknown suspect(s) could not be identified.

	May-24	May-23	24 vs. 23 Diff.
Closed	40	41	-2%
Cleared	14	1	1300%
Open	26	12	117%
Suspended	4	3	33%
Total	84	57	47%

Case Management		Arrests/Warrants/Prosecution/ Hearings	
Supplemental Reports	78	Warrant Checks	220
Det. Supervisor Review of Reports	94	Arrests	2
Det. Supervisor Evidence Log Processing	17	Contact with the State Attorney's Office	2
Initial Reports Written	9		
Exploratory (Collection / Documentation)		Follow up / Assists	
Evidence Submissions	7	Case Follow-Ups	71
Interviews	13	Bulletins Created/ Distributed	8
Videos Processed from WatchGuard	35	Other Agency Assists	1
Death Investigations	1	Policing	
Extensive Crime Scene Processing	1	Traffic Stops	2
FDLE Trips for Evidence	1	Road Patrol Coverage	1
DCF Referrals	2		
Subpoena Requests	3		

May Marine Report

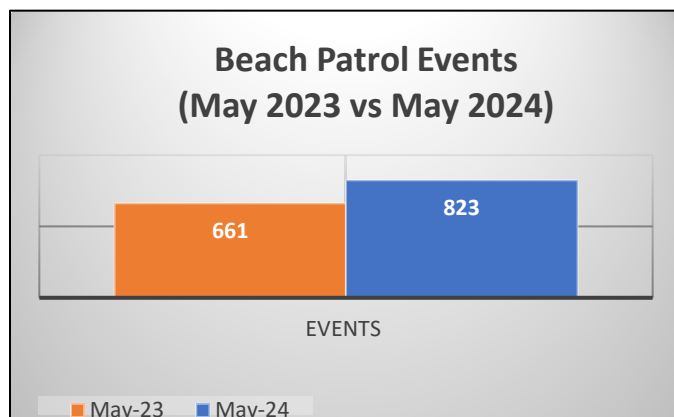
Marine Officers were scheduled for additional patrol during Mother's Day and Memorial Day weekends due to an expected influx of boaters in the areas surrounding Marco Island. Patrol vessels and PWCs were deployed for both weekends. FWC and CCSO Marine Units partnered with MIPD to ensure a safe weekend for everyone to enjoy. Due to the increased presence of Police Marine Units, the MIPD reports 0 major incidents on the water or beaches. Marine Officers also conducted vessel safety and sanitation inspections of anchored vessels in Smokehouse and Factory bays. All vessels were following Coast Guard regulations.

Marine Officer Bob Marvin Jr retired this month after 37 years in law enforcement. His knowledge and expertise regarding Marine Policing and safety has made him a valued member of the department who will be greatly missed. FWC, Collier County Sheriff's, Naples Fire Rescue, Marco Island Fire Rescue, Rose Marina, and Sea Tow celebrated Officer Marvin's retirement with a unified flotilla. The MIPD FireHouse Subs Rib Boat was officially decaled and fashioned with proper equipment for Marine Patrol. Rib Boat training will be held in June in preparation for its potential use during Hurricane Season. PWCs and Patrol Vessels received maintenance in the month of May and are in proper working order.

May 2023 Marine Incidents	May-24	May-23
Total Events	833	822
Canal, Bay River and Gulf patrol	400	353
Patrols/ Business Checks	134	129
Vessel Stops	66	89
Citations/Warnings	70	94
Sanitation Inspections Factory Bay	6	1
Sanitation Inspections Smoke House Bay	5	0
Suspicious Vessels	1	1
MERT (Marine Emergency Response)	3	2
Assist Boater/Citizen Contacts	20	0
Resource Checks	4	8
Boater Safety Checks	39	34
Patrols/ Inspections of Marinas	85	112

Beach Report

In May 2024, Marco Island's beaches saw an increase in beachgoers, resulting in a significant increase in all beach events and activities. Code Enforcement Officers providing information and directions to community members was the most significant event increase, resulting in 142% more calls for service compared to last month. Additionally, pick up of litter and debris and "No Glass on the Beach" enforcement increased this month, which is extremely important due to active Sea Turtle nesting having begun on Marco Island.

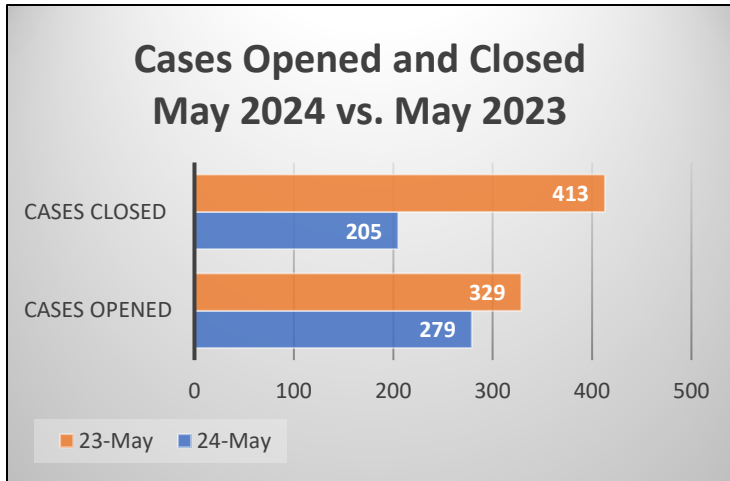
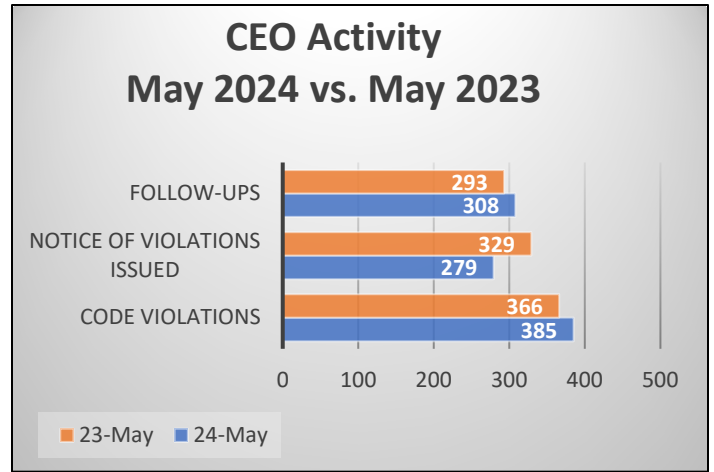
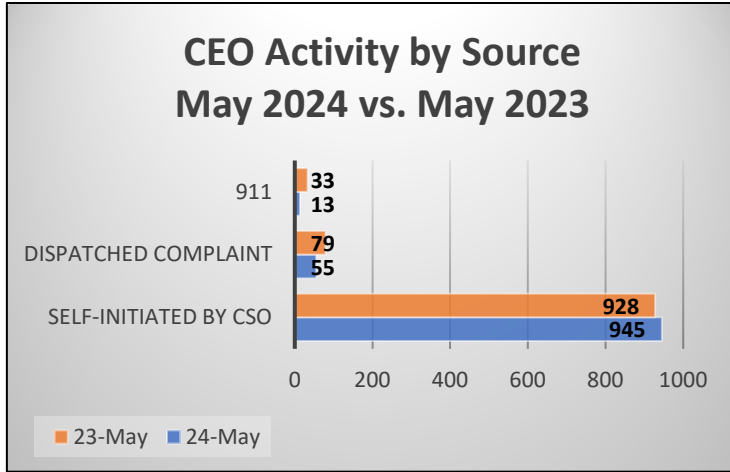


EVENTS:	
Information/Directions	167
Patrol Activity	152
Pick-up Litter and Debris	118
Inspect/Check Beach Signs	70
Community Oriented Policing	68
Youth Badge/Photo Op/Giveaways	63
Glass on Beach	40
911 Call Response	32
Dog on Beach	25
Medical Call	23
Sea Turtle Nests - Checks	18
Courtesy Transport	11
Sea Turtle Lighting	8
Shorebird Flushing	5
Drone/Kite	4
Bikes on Beach	4
Injured/Sick Bird	4
Detail	3
Other	3
Traffic	2
Mert	2
Code	1

Code Enforcement:

In May, the highest numbers of enforcement violations were in the areas of the Trash Ordinance violations, Weeds and Tall Grass, and Right of Way Obstructions. Right of Way Obstructions (items in the swale), continue to be largely comprised of portable bathrooms, dumpsters, stakes, and home improvement materials.

Code Enforcement Cases



TYPES OF VIOLATIONS	NUMBER
Trash on Swale	65
Weeds	48
Right of Way Obstruction	34
Silt Fence	28
Encroachments	27
Irrigation	24
Litter and Debris	18
RV Permit	11
Public Nuisance	10
Parking Citation	9
Boat and Boat Trailer Parking	8
Parking on Unapproved Surface	5
Citation Glass on Beach	4
Staging	4
Sea Turtle Protection	4
Pruning Maintenance and Removal	3
Work W/O Permit	3
Trash Citation	2
Damaged Sidewalk	2
Derelict Vehicle	2
Protection and Permitting Procedures	2
Prohibited Signs	2
Temporary Signs	2
Building Permit Certif. of Occupancy	1
Illegal Dumping	1
Illicit Discharge	1
Parking Over Sidewalk	1
Prohibited Exotic Vegetation Removal	1
RV Parking	1
Sea Turtle Lighting	1
Supplemental Standards and Regs	1
Vessel Encroachment Setback	1



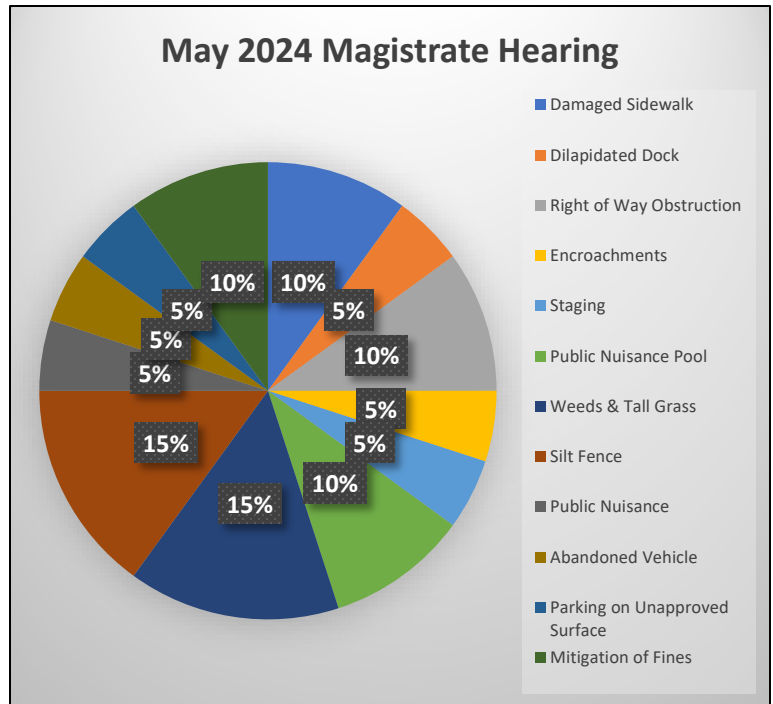
SRO George Guyer Awarded Tommie Barfield Elementary School 5th Graders certificates for completion of the LEAD program.

May Special Magistrate Hearing

The Special Magistrate Hearing took place on May 28, 2024. There were 15 cases scheduled to be heard. 15% of the scheduled cases were weed related violations again this month. Silt Fence violations also comprised 15% of the cases on the docket. Damaged Sidewalk cases made up 10% of the docket, and Special Magistrate Robert Pritt cautioned violators to correct them as quickly as possible within the defined process to avoid injury and potential litigation.

For more information regarding the Special Magistrate Hearings please visit:

<https://marcoisland.legistar.com/Calendar.aspx>



This figure reflects the total number of violations and not the number of cases. This is to account for cases with multiple violations.

Code Enforcement Protected Species

In May, there were 19 burrowing owl cases. 17 of these involved reported violations of the protection zone, (parking within 33 feet of the owl burrows). Of the 17 cases, 1 NOV was issued, 14 verbal warnings were issued, two were unfounded. There were two cases involving injured owls. One was turned over to Audubon of the Western Everglades, (AWE) one was turned over to FWC. This month there were 3 cases involving Gopher Tortoises. One involved a protection zone violation (parking within 25 feet of a burrow) resulting in the issuance of an NOV. Sadly, one Gopher tortoise was hit by a vehicle and was killed. Once case involved the possible compromise of a gopher tortoise burrow. This case was turned over to the FWC for follow up.

Code Enforcement: Water Quality

The Code Enforcement Department issued a total of 30 notices for MS4 violations during the month of May 2024.

28 violations were for missing or damaged Silt Fences. 18 cases were corrected within the compliance deadline and 10 remain Open/Non-Compliant and will be scheduled for the Magistrate Hearing.

1 violation was issued for Illegal Dumping and corrected within the compliance deadline.

1 violation was issued for Illicit Discharge and remains Open/Non-Compliant. This case will also be scheduled for the Magistrate Hearing.



The MIPD Code Enforcement Department has reminded visitors and guests of the importance of keeping the beach safe for sea turtle nesting season beginning May 1st.

#Bettogether Highlight



Marco Island Charter Middle School visited the MIPD and MIFD to learn of their roles and impacts in the community. Chief Tracy Frazzano addressed the students allowing a question-and-answer session afterwards.



Number of followers for MIPD Facebook, Instagram, Twitter

May Top Performing Posts

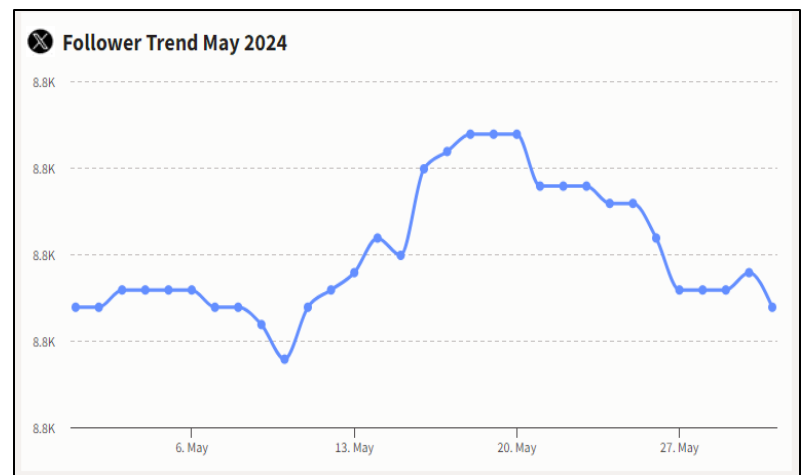
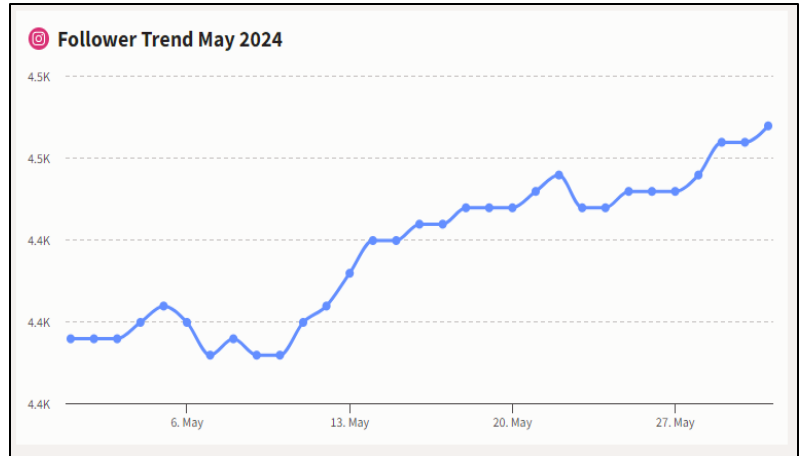
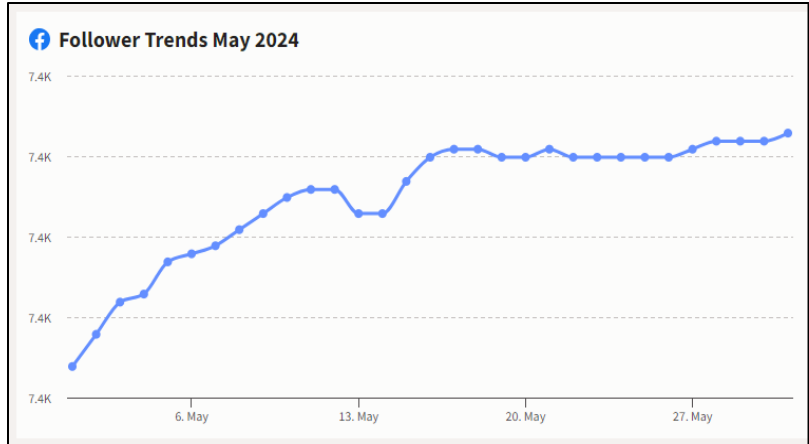


Marine Officer Robert Marvin Retired after 10 years of service with MIPD and 37 years of law enforcement dedication and commitment to protecting and serving his community.

May 3, 2024 MIPD swore in our new Captian Dave Ennis. Captain Ennis comes to us with 35 years of law enforcement service.



MIPD, MIFD, and City of Marco Island took a moment of silence to honor fallen officers in recognition of National Peace Officers Memorial Day.



**Appendix:
May 2024 vs. May 2023**

	JAN	FEB	MAR	APR	MAY	JUN	JUL	AUG	SEP	OCT	NOV	DEC	
Community Oriented Policing Activities	2,024	1,621	1,889	1,932	2,053	2,145	2,218	1,833	1,805	2,121	1,941	2,004	2023
	1,780	1,733	1,751	1,758	1,763								2024
Extra Patrols	7,500	6,591	7,044	7,217	6,849	7,503	7,651	7,166	7,276	7,096	6,694	6,189	2023
	5,934	5,493	5,695	5,765	5,828								2024
Parking Complaints	25	78	94	56	47	26	103	51	31	48	44	16	2023
	50	84	101	45	28								2024
Noise Complaints	35	26	51	39	59	33	69	36	32	15	29	33	2023
	29	34	43	44	37								2024
Traffic Stops	657	592	550	604	515	523	688	521	472	525	419	392	2023
	479	331	333	322	486								2024
Noise Complaints Verified	1	0	2	2	6	1	3	5	7	0	5	2	2023
	3	0	2	1	0								2024
Traffic Citations	111	89	64	65	53	69	105	100	118	110	116	69	2023
	100	45	45	38	86								2024
Traffic, Parking & Vessel Written Warnings	146	152	152	139	67	175	357	182	158	172	165	59	2023
	95	116	217	158	124								2024
Vehicle Crash	48	44	44	32	25	9	29	23	9	17	25	14	2023
	32	24	42	30	19								2024
Criminal Cases - Open	11	15	12	8	12	10	10	10	5	5	13	6	2023
	9	11	11	10	26								2024
Criminal Cases - Closed	60	52	62	52	41	25	50	52	47	33	39	35	2023
	55	44	55	34	40								2024
Criminal Cases - Cleared	15	12	15	7	1	8	13	14	10	11	12	6	2023
	11	4	4	5	14								2024
Criminal Case - Follow-Ups	55	62	86	47	56	41	50	16	30	46	68	55	2023
	70	57	58	71	71								2024
Crime or Incident Reports Taken	99	79	97	72	79	56	76	80	67	54	78	48	2023
	85	60	91	54	85								2024
Persons Arrested	17	10	13	5	9	7	13	12	10	14	12	7	2023
	9	2	10	3	12								2024
Beach Patrol Events	534	626	718	566	661	599	697	191	527	534	451	471	2023
	487	498	690	496	823								2024
Marine Patrol Events	647	499	1,024	955	822	872	1,055	430	267	471	382	301	2023
	237	371	886	858	833								2024
Calls for Service	12,646	11,065	12,204	10,881	10,433	11,276	11,624	11,472	10,552	10,734	10,213	9,561	2023
	9,232	8,725	9,288	9,109	9,321								2024

Calls for Service data reflects activity captured in an agency's Computer-Aided Dispatch (CAD) System for any call (not per incident) that causes a police officer or code enforcement officer to take an action or expend agency resources, whether agency-initiated or citizen initiated.

Vehicle Count Daily Averages													
Jolley Bridge North bound	6,434	12,025	10,658	10,887	8,392								2024
	*NA	*NA	*NA	*NA	8,233	5,615	5,283	4,571	4,760	5,916	5,749	5,137	2023
Jolley Bridge South bound	8,427	12,120	10,413	9,945	8,520								2024
	*NA	*NA	*NA	*NA	9,263	7,011	3,423	5,898	6,858	8,469	7,662	4,224	2023

*Note: Data was unable to be retrieved January- May 2023 due to damages sustained by Hurricane Ian.