



# City of Marco Island

Meeting Date: November 4<sup>th</sup>, 2024  
To: City Council  
From: Chief Tracy L. Frazzano  
Through: Michael A. McNees, City Manager  
Re: September 2024 Monthly City Council Report

## ***Employee News***

On September 17, 2024, the Marco Island Police Department welcomed our newest Police Officer Nicholas Favata. Officer Favata comes to us with 31 years of law enforcement experience from The Suffolk County Police Department. Congratulations Officer Favata, we are glad to have you as a part of our team and look forward to your future service and dedication.



## ***Community Oriented Policing***

On September 13<sup>th</sup>, 2024, MIPD hosted a Coffee with a Cop at Ori's Bakery. Coffee with a Cop events allow community members to engage with Police Officers in a collaborative and meaningful way. Forming connections and opening a forum for communication is an integral part of Community Policing. Thanks to everyone who came out and made it an amazing event! A special thank you to Ori's Bakery and Café for hosting.

## September Police Activity

### Crime Data:

In September 2024, 51 incidents were reported to the Marco Island Police Department. Total crimes against persons decreased by 70% compared to the same time last year. Property crimes decreased by 53% in September 2024. Miscellaneous crimes remained the same as this time last year. In September 2024, crimes against society, such as DUI incidents, decreased by 80%. The Marco Island Police Department had 5 arrests in September of 2024 for incidents including shoplifting, narcotic paraphernalia, motor vehicle theft, and criminal traffic incidents.

2024 vs. 2023 Crimes by Category, Non-Criminal Offenses							
Sep-2024			Sep-2023			% of Change	
Crimes against Persons	# of incidents	Year to Date	Crimes against Persons	# of incidents	Year to Date	Sept '24 v. Sept '23	YTD
Sex offenses	2	4	Sex offense	0	7		
Domestic Battery	0	8	Domestic Battery	6	22		
Assault	0	23	Assault	3	17		
Intimiation/Stalking	1	3	Intimiation/Stalking	1	6		
<b>Total</b>	<b>3</b>	<b>38</b>	<b>Total</b>	<b>10</b>	<b>52</b>	<b>-70%</b>	<b>-27%</b>
<b>Property Crimes</b>			<b>Property Crimes</b>				
Robbery	0	1	Robbery	1	1		
Burglary	0	1	Burglary	3	7		
Motor Vehicle Theft	1	3	Motor Vehicle Theft	1	9		
Theft	5	54	Theft	5	58		
Criminal Mischief/ Vandalism	1	12	Criminal Mischief/ Vandalism	4	21		
Fraud	1	8	Fraud	3	12		
<b>Total</b>	<b>8</b>	<b>79</b>	<b>Total</b>	<b>17</b>	<b>108</b>	<b>-53%</b>	<b>-27%</b>
<b>Misc. Crimes</b>			<b>Misc. Crimes</b>				
Others (Trespass, Warrants, etc)	1	30	Others (Trespass, Warrants, etc)	0	21		
Criminal Traffic	2	14	Criminal Traffic	3	34		
<b>Total</b>	<b>3</b>	<b>14</b>	<b>Total</b>	<b>3</b>	<b>34</b>	<b>0%</b>	<b>-59%</b>
<b>Crimes against Society</b>			<b>Crimes against Society</b>				
DUI	0	15	DUI	3	23		
Narcotics	1	6	Narcotics	2	3		
<b>Total</b>	<b>1</b>	<b>21</b>	<b>Total</b>	<b>5</b>	<b>26</b>	<b>-80%</b>	<b>-19%</b>
<b>Other Incidents</b>			<b>Other Incidents</b>				
Marchman Act	2	8	Marchman Act	2	8		
Baker Act	2	20	Baker Act	3	16		
Operation Medicine Cabinet	1	14	Operation Medicine Cabinet	2	17		
Non-Criminal incidents	30	339	Non-Criminal incidents	34	407		
<b>Total</b>	<b>35</b>	<b>381</b>	<b>Total</b>	<b>41</b>	<b>448</b>	<b>-15%</b>	<b>-15%</b>

Note: Multiple criminal offenses may have occurred within some incidents. This reporting aligns with new crime data collection requirements from the Florida Department of Law Enforcement and the FBI. This announcement for crime reporting was covered in the February 2022 monthly report. On-criminal incidents are reports that do not have a criminal offense or are information reports. Examples include fraud cases (outside of Marco Island jurisdiction), other agency assists, lost and found items and medical assists.

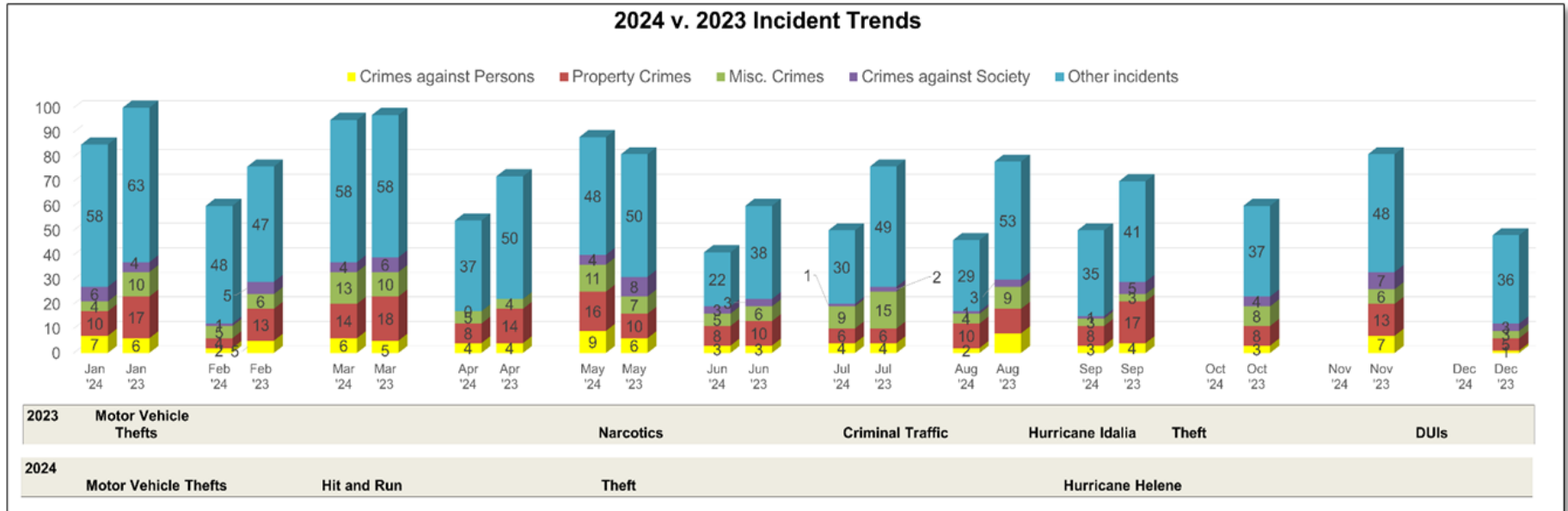
\*Marchman Act: Florida Substance Abuse Impairment Act F.S.S Chapter 397

\* Baker Act: Florida Mental Health Act F.S.S Chapter 394

## 2023 vs 2024 Incident Crime Trends

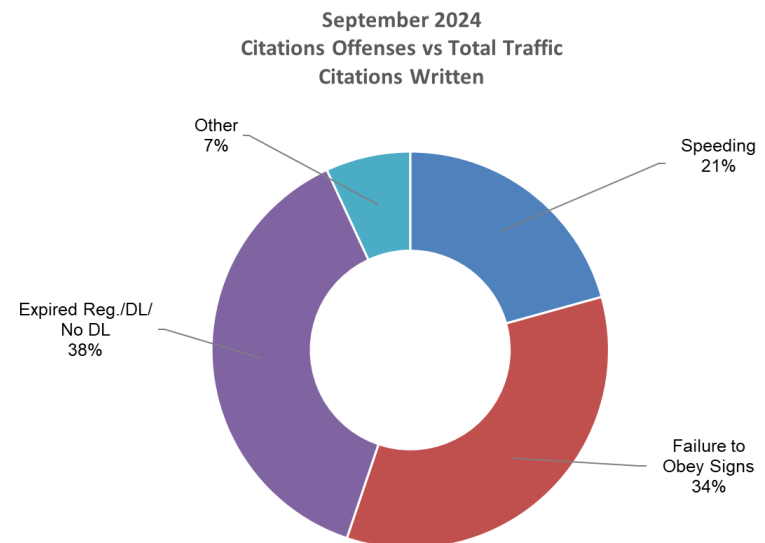
In September 2024, there were 30 non-criminal incidents reported. 20% of non-criminal incident reports were comprised of suspicious activities. 14% of reports referred to assistance to other agencies including Collier EMS, Marco Island Fire Department, and other law enforcement agencies. 23% of non-criminal incident reports are for lost and found property.

Major Incident That Month



## September Traffic Patrol

In September 2024, there were 87 traffic citations and warnings issued by the Marco Island Police Department. Of the total citations, 34% were issued for failure to obey traffic signs or traffic lights. 21% were due to an excess in posted speed. 38% of citations were issued for operating a motor vehicle with an expired registration or driver's license. Other citations issued were for violations including safety belt infractions, improper passing, and failure to stop for an emergency vehicle. In September 2024, the Marco Island Police Department seized 4 licenses during traffic stops due to license suspensions or revocations. Also, 2 criminal traffic arrests for driving with no license and driving with an expired registration, 2<sup>nd</sup> offense.



## September Detective Bureau Monthly Investigative Report

Detective Bureau data reflects cases that have been assigned to the Detective Bureau per month. Totals are not reflective of active investigations that have been assigned in previous months and therefore do not reflect overall caseload.

Case Type	Month												TOTAL
	Jan	Feb	Mar	Apr	May	Jun	Jul	Aug	Sept	Oct	Nov	Dec	
Death Investigations	1	2	0	1	2	0	1	0	0				7
ICAC Investigations	1	0	1	0	1	0	1	1	0				5
Robbery	1	0	0	0	0	0	0	0	0				1
Sexual Battery/Sex Crime	0	0	0	0	0	2	0	0	2				4
Child Abuse/Neglect	1	0	0	0	2	0	0	0	2				5
Conveyance Burglary	3	0	2	0	0	0	1	3	0				9
Burglary	0	0	1	0	0	0	0	0	0				1
Trespassing	1	0	2	0	0	0	0	0	1				4
GTA & Recovery	2	0	0	0	0	0	0	0	1				3
Theft/Grand & Petit	1	4	8	8	7	5	1	1	5				40
Fraud	0	0	0	1	5	1	3	3	3				16
Vandalism	3	0	3	3	3	0	0	1	1				14
Battery/Assault	4	1	6	1	4	0	0	0	1				17
Battery / Assault - Felony Level	1	0	0	0	0	1	0	2	0				4
Domestic Violence	0	0	2	5	4	0	2	0	0				13
Violation Injunction	0	0	0	0	0	1	0	2	0				3
Hit and Run/DUI Crash	1	2	6	0	0	0	1	0	0				10
Other Arrests	8	2	5	1	9	5	5	0	2				37
Other Custody/Marchman/Baker	1	5	5	2	4	3	3	2	4				29
Missing Persons	0	0	0	0	1	0	0	0	0				1
Suspicious Incidents/Non Criminal	4	6	14	7	8	3	3	0	5				50
Found Property	10	9	13	5	7	6	9	3	2				64
Operation Medicine Cabinet	2	2	1	2	3	1	1	0	1				13
Aid to Other Agency	0	1	1	1	0	0	0	3	1				7
Sex Offender Check	0	0	0	2	0	1	0	1	1				5
Search Warrants	0	2	0	0	0	1	0	0	0				3
Subpoenas	4	3	1	2	3	5	5	7	4				30
RPOs	0		1	0	0	0	0	0	0				1
Initial Reports	7	9	11	10	9	5	6	8	8				65
Supplemental Reports	74	61	79	80	77	86	62	59	59				578
Dept Wide Evidence Intake	24	20	26	15	17	12	0	2	11				116
Detective Evidence Submissions	8	13	14	8	7	3	0	1	7				54
Extensive Crime Scene Processing	2	1	2	2	1	0	1	1	3				10
Child Protection Team Interviews	0	1	0	0	0	1	0	0	0				2
Employee Background Checks	0	1	5	1	2	2	0	2	3				13
Expungements	0	1	2	0	0	0	0	1	2				4
<b>Total Activities</b>	<b>164</b>	<b>146</b>	<b>211</b>	<b>157</b>	<b>176</b>	<b>144</b>	<b>105</b>	<b>103</b>	<b>129</b>				<b>1238</b>

## September Marine Report

Marine Report data reflects activities completed by MIPD Marine Officers patrolling Marco Island’s waterways and canals. Calls include proactive patrols for marine and environmental regulations as well as boater safety enforcement. MIPD Marine Officers also respond to marine emergencies as part of the Marine Emergency Response Taskforce (MERT).

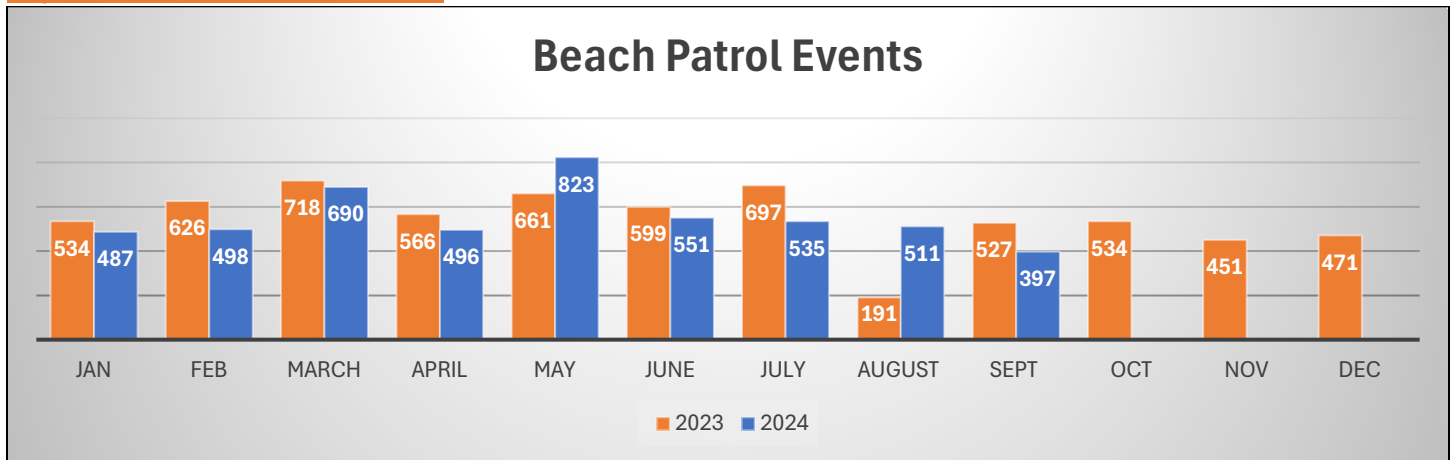
	JAN	FEB	MAR	APR	MAY	JUN	JUL	AUG	SEP	OCT	NOV	DEC	Total YTD	
Canal, Bay River and Gulf Patrol	289	229	372	431	353	145	406	200	130	288	87	87	3,017	2023
	20	129	371	370	400	353	400	203	290				2,536	2024
Patrols/ Business Checks	70	55	107	115	129	33	129	66	0	0	105	105	914	2023
	92	62	120	134	134	154	211	162	144				1,213	2024
Vessel Stops	77	56	139	99	89	54	101	29	38	38	23	23	766	2023
	11	30	121	97	94	48	62	29	38				530	2024
Citations/ Warnings	84	56	141	85	94	41	101	29	23	38	24	23	739	2023
	13	31	122	99	69	51	64	36	42				527	2024
Sanitation Inspections- Factory Bay	5	2	9	2	1	6	4	1	6	6	6	6	54	2023
	6	6	6	6	6	6	0	3	3				42	2024
Sanitation Inspections- Smokehouse Bay	7	1	10	2	0	11	6	2	5	5	5	5	59	2023
	5	5	5	5	5	5	0	2	2				34	2024
Suspicious Vessels	0	4	7	2	1	1	2	1	0	0	0	0	18	2023
	0	0	3	3	1	1	0	1	3				12	2024
MERT (Marine Emergency Response)	4	2	1	3	2	1	4	3	1	2	1	1	25	2023
	1	0	7	4	3	4	4	3	0				26	2024
Assist Boaters/ Citizen Contacts	23	24	62	0	0	57	107	34	0	0	23	23	353	2023
	20	24	5	5	20	15	3	7	14				113	2024
Resource Checks	6	4	8	8	8	8	1	3	0	0	25	25	96	2023
	15	6	6	5	4	4	0	0	0				40	2024
Boater Safety Checks	17	7	53	66	34	40	57	15	13	28	17	17	364	2023
	9	16	33	44	39	39	40	17	16				253	2024
Marina Inspections	65	58	115	129	112	39	137	47	51	65	0	0	818	2023
	50	62	85	85	85	85	95	80	80				707	2024
Total Events	647	499	1024	995	822	436	1055	430	267	288	301	601	7,365	2023
	237	371	887	858	883	766	879	540	632				6,053	2024

\*Sanitation Inspection: Enforcement of sanitation regulations to ensure environmental standards for waste are being met.

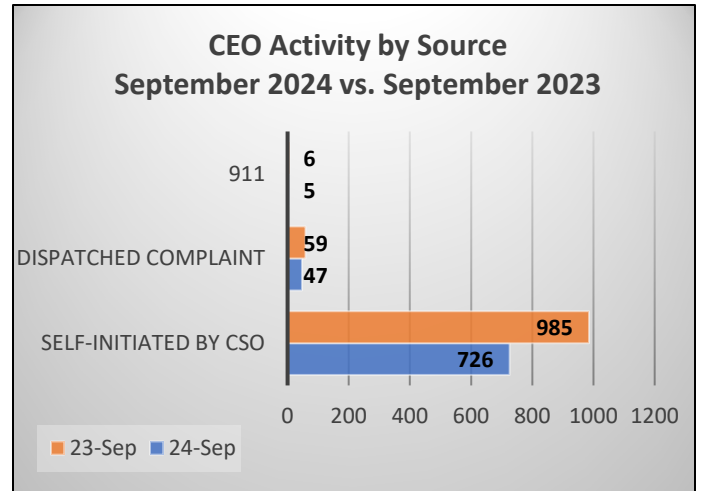
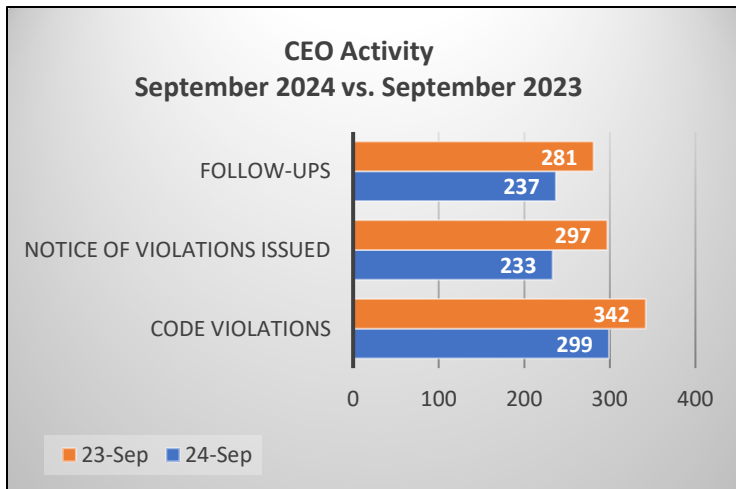
\*Resource Checks: Enforcement of Florida Administrative Code for Florida Saltwater Fishing Regulations.

\*Marina Inspections: Patrol and enforcement of marine regulations for vessels leaving and entering Marinas.

**September 2024 Beach Patrol:**

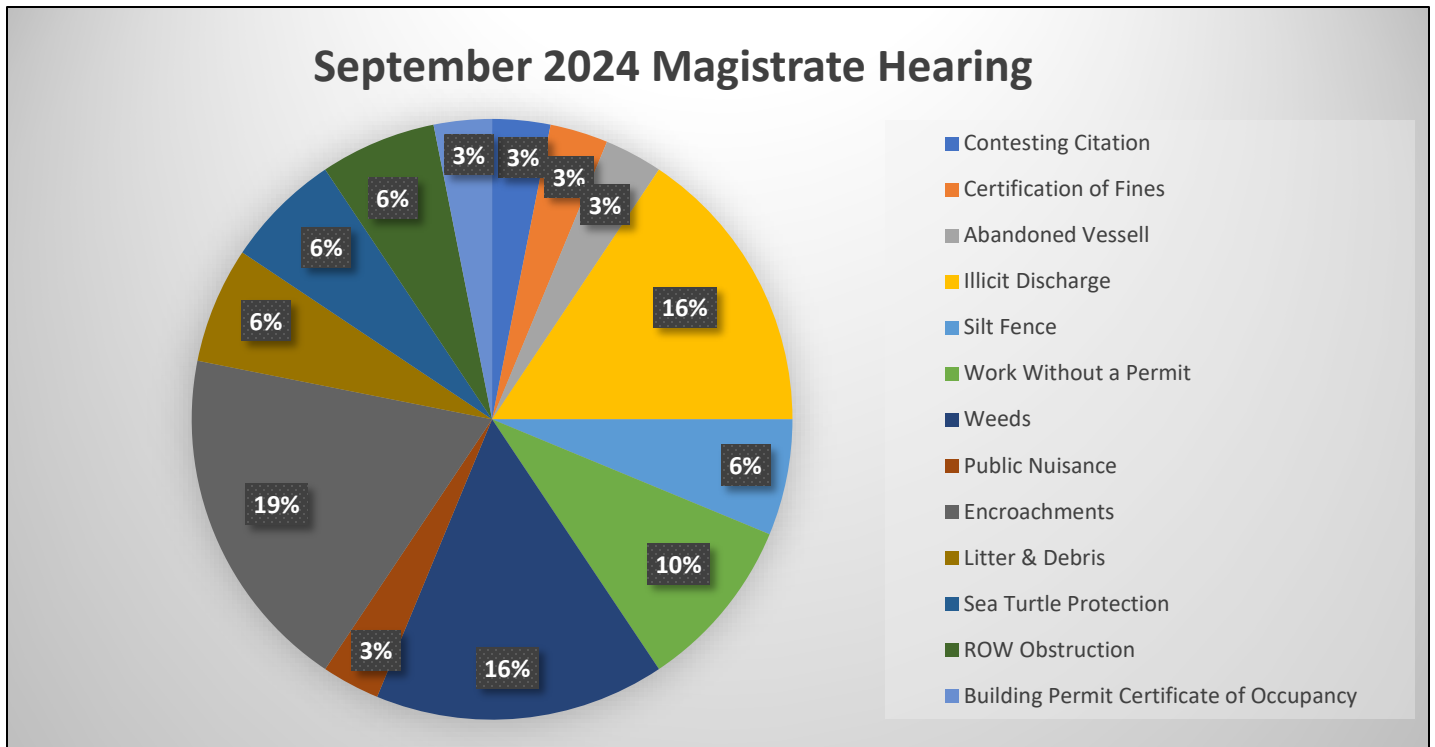


**September 2024 Code Enforcement Officer (CEO) Report:**



Top 10 Violations in September 2024	
Violation Type	NOVs Issued
Trash on Swale	65
Weeds & Tall Grass	34
Encroachments	28
Right of Way Obstruction	20
Public Nuisance	14
Silt Fence	11
Parking Citation	9
Work Without a Permit	7
Litter and Debris	7
Trash Citation	7

**September 2024 Special Magistrate Hearing:**



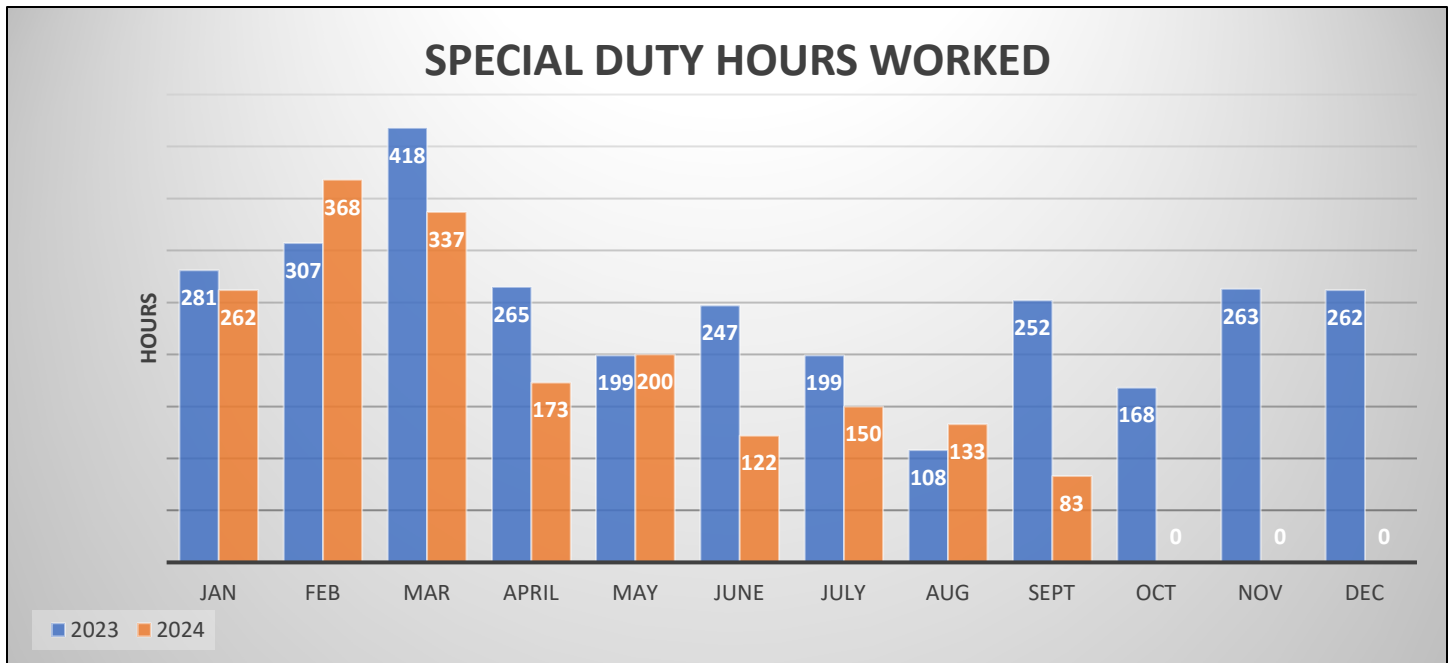
\*\* This figure reflects the total number of violations and not the number of cases. This is to account for cases with multiple violations.

For more information regarding the Special Magistrate Hearings please visit:

<https://marcoisland.legistar.com/Calendar.aspx>

**Special Duty Details:**

Special Duty Details represent the performance of law enforcement duties for an outside vendor in addition to an officer’s regularly scheduled work hours. Voluntary special duty details include but are not limited to traffic and security details.





## #Bettogether Highlight



The Marco Island Police Department, Marco Island Fire Rescue, and community members came together to remember those who lost their lives to the tragic events of the 9/11 attacks. The memory of those first responders who lost their lives 23 years ago was encapsulated in the Marco Island Fire Rescue's "Striking the Four Fives" bell ceremony. The ceremony alerts members that a comrade has perished in the line of duty and allows us to honor their bravery and sacrifice.



### September Top Performing Posts

On September 14, 2024, Marco Island Police Marine Officer Josh Ferris and Marco Island Fire Rescue Captain Paramedic Jeffrey Kutzke were given the Community Champion Award at the Collier County Readiness Summit for their brave efforts during Hurricane Ian which resulted in lives saved.

Both were recognized for their response to Goodland during Hurricane Ian. The residents were trapped by rising waters and Officer Ferris braved the storm to rescue 12 people, using a fire service high water vehicle.

MIPD School Resource Officer George Guyer shared one of our favorite books, "The Adventures of Officer George," with students from Tommie Barfield Elementary. Through his adventures, Officer George protects and serves his community using courage, bravery and fairness to do what's right. Sounds like our own Officer George!



Marco Island Police Department received a special treat today from Gabrielle Awajane and Mary Montgomery, employees of Nautical Bowls, 740 N. Collier Blvd. Marco Island. In honor of 9/11 Nautical Bowls wanted to recognize the first responders and show their appreciation for all they do.



### Total Incidents:

Incidents	JAN	FEB	MAR	APR	MAY	JUN	JUL	AUG	SEP	OCT	NOV	DEC	Total YTD	
Community Oriented Policing Activities	2,024	1,621	1,889	1,932	2,053	2,145	2,218	1,833	1,805	2,121	1,941	2,004	23,586	2023
	1,780	1,733	1,751	1,758	1,763	2,058	1,978	1,798	1,698				16,317	2024
Extra Patrols	7,500	6,591	7,044	7,217	6,849	7,503	7,651	7,166	7,276	7,096	6,694	6,189	84,776	2023
	5,934	5,493	5,695	5,765	5,828	6,117	6,025	5,642	5,608				52,107	2024
Parking Complaints	25	78	94	56	47	26	103	51	31	48	44	16	619	2023
	50	84	101	45	28	14	44	26	17				409	2024
Noise Complaints	35	26	51	39	59	33	69	36	32	15	29	33	457	2023
	29	34	43	44	37	22	44	18	19				290	2024
Traffic Stops	657	592	550	604	515	523	688	521	472	525	419	392	6,458	2023
	479	331	333	322	486	437	441	327	301				3,457	2024
Noise Complaints Verified	1	0	2	2	6	1	3	5	7	0	5	2	34	2023
	3	0	2	1	0	0	5	6	3				20	2024
Traffic Citations	111	89	64	65	53	69	105	100	118	110	116	69	1,069	2023
	100	45	45	38	86	69	54	44	28				509	2024
Traffic, Parking & Vessel Written Warnings	146	152	152	139	67	175	357	182	158	172	165	59	1,924	2023
	95	116	217	158	124	138	180	148	100				1,276	2024
Vehicle Crash	48	44	44	32	25	9	29	23	9	17	25	14	319	2023
	32	24	42	30	19	13	21	12	8				201	2024
Crime or Incident Reports Taken	99	79	97	72	79	56	76	80	67	54	78	48	885	2023
	85	60	91	54	85	41	61	45	51				573	2024
Persons Arrested	17	10	13	5	9	7	13	12	10	14	12	7	129	2023
	9	2	10	3	12	5	9	7	5				62	2024
Total Incidents	10,663	9,282	10,000	10,163	9,762	10,547	11,312	10,009	9,985	10,172	9,528	8,833	120,256	2023
	8,596	7,922	8,330	8,218	8,468	8,914	8,862	8,073	7,838	0	0	0	75,221	2024

### Calls for Service by Call Source:

Call Source	JAN	FEB	MAR	APR	MAY	JUN	JUL	AUG	SEP	OCT	NOV	DEC	Total YTD	
Officer/ Field Initiated	10,809	9,282	10,188	10,470	10,076	10,853	11,253	10,339	10,184	10,403	9,526	9,223	122,606	2023
	8,821	8,204	8,573	8,498	8,898	9,227	9,162	8,320	8,160				77,863	2024
911 Initiated	740	763	890	857	715	654	515	368	259	333	361	359	6,814	2023
	413	461	563	418	394	330	335	362	341				3,617	2024
Non- Emergency Dispatch Initiated	566	533	622	593	548	478	524	479	432	395	451	442	6,063	2023
	515	424	607	536	478	396	441	436	412				4,245	2024
Total Calls for Service	12,115	10,578	11,700	11,920	11,303	11,985	12,292	11,186	10,875	11,131	10,338	10,024	135,447	2023
	9,232	9,089	9,743	9,452	9,321	9,770	9,938	9,118	8,913				84,576	2024

\* Calls for Service data reflects activity captured in an agency's Computer-Aided Dispatch (CAD) System for any call (not per incident) that causes a police officer or code enforcement officer to take an action or expend agency resources, whether agency-initiated or citizen initiated.

### Vehicle Count Daily Averages:

Location	JAN	FEB	MAR	APR	MAY	JUN	JUL	AUG	SEP	OCT	NOV	DEC	Avg YTD	
Jolley Bridge North bound	*NA	*NA	*NA	*NA	8,233	5,615	5,283	4,571	4,760	5,916	5,749	5,137	45,264	2023
	6,434	12,025	10,658	10,887	8,392	6,803	5,798	7,419	7,648				76,064	2024
Jolley Bridge South bound	*NA	*NA	*NA	*NA	9,263	7,011	3,423	5,898	6,858	8,469	7,662	4,224	52,808	2023
	8,427	12,120	10,413	9,945	8,520	6,461	2,071	5,526	9,954				73,437	2024

\*Note: Data was unable to be retrieved January- May 2023 due to damages sustained by Hurricane Ian.