



City of Marco Island

Meeting Date: August 4th, 2025

To: City Council

From: Chief Tracy L. Frazzano

Through: Michael A. McNees, City Manager

Re: June 2025 Monthly City Council Report



Employee News

The Marco Island Police and Fire Rescue Departments held their annual Police & Fire Youth Academy for students in grades 6 – 8. The event took place June 2 - 6, 2025, and it included hands-on training and behind the scenes experience in law enforcement, fire service, EMS, marine patrol and more. Thank you to our future first responders and the dedicated team who made this week unforgettable!

Community Oriented Policing

On Monday, June 2, 2025, there was an unforgettable day at Residents Beach. Captain America and the Marco Island Police Department teamed up with Little Pink Houses of Hope for a day of smiles, sunshine and superheroes.



June Police Activity Crime Report:

In June 2025, 46 incidents were reported to the Marco Island Police Department. Total crimes against persons decreased by 67% compared to the same time last year. Property crimes remained consistent with data for June of last year. Miscellaneous crimes decreased by 40%. In June 2025, crimes against society, such as DUIs decreased by 67% compared to last year. The Marco Island Police Department had 3 arrests in June 2025 for instances of DUI, disorderly intoxication and fleeing and eluding.

2025 vs. 2024 Crimes by Category, Non-Criminal Offenses							
Jun-2025			Jun-2024			% of Change	
Crimes against Persons	# of incidents	Year to Date	Crimes against Persons	# of incidents	Year to Date	June 24 v June 25	YTD
Domestic Battery	1	6	Domestic Battery	1	7		
Assault	0	6	Assault	1	22		
Total	1	12	Total	3	29	-66%	-58%
Property Crimes			Property Crimes				
Burglary	1	1	Burglary	0	1		
Burglary Auto	1	3	Burglary Auto	0	1		
Theft	1	33	Theft	7	37		
Criminal Mischief/ Vandalism	3	19	Criminal Mischief/ Vandalism	1	9		
Fraud	2	9	Fraud	0	5		
Total	8	65	Total	8	53	0%	-22%
Misc. Crimes			Misc. Crimes				
Others (Trespass, Warrants, etc)	0	8	Others (Trespass, Warrants, etc)	5	26		
Criminal Traffic	3	6	Criminal Traffic	0	6		
Total	3	14	Total	5	32	-40%	-56%
Crimes against Society			Crimes against Society				
DUI	1	9	DUI	2	13		
Narcotics	0	1	Narcotics	1	5		
Disorderly Intoxication	1	0	Disorderly Intoxication	0	0		
Fleeing and Eluding	1	1	Fleeing and Eluding	0	1		
Total	3	10	Total	3	19	0%	-47%
Other Incidents			Other Incidents				
Marchman Act	2	7	Marchman Act	0	6		
Baker Act	2	14	Baker Act	3	14		
Operation Medicine Cabinet	3	16	Operation Medicine Cabinet	1	11		
Non-Criminal incidents	29	243	Non-Criminal incidents	18	241		
Total	36	280	Total	22	272	40%	3%

Note: Non-Criminal incidents are reports that do not have a criminal offense or are information reports. Examples include fraud cases (outside of Marco Island jurisdiction), other agency assists, lost, and found items and medical assists.

Note: Multiple criminal offenses may have occurred within some incidents. This reporting aligns with new crime data collection requirements from the Florida Department of Law Enforcement and the FBI. This announcement for crime reporting was covered in the February 2022 monthly report. Non-criminal incidents are reports that do not have a criminal offense or are information reports. Examples include fraud cases (outside of Marco Island jurisdiction), other agency assists, lost and found items and medical assists.

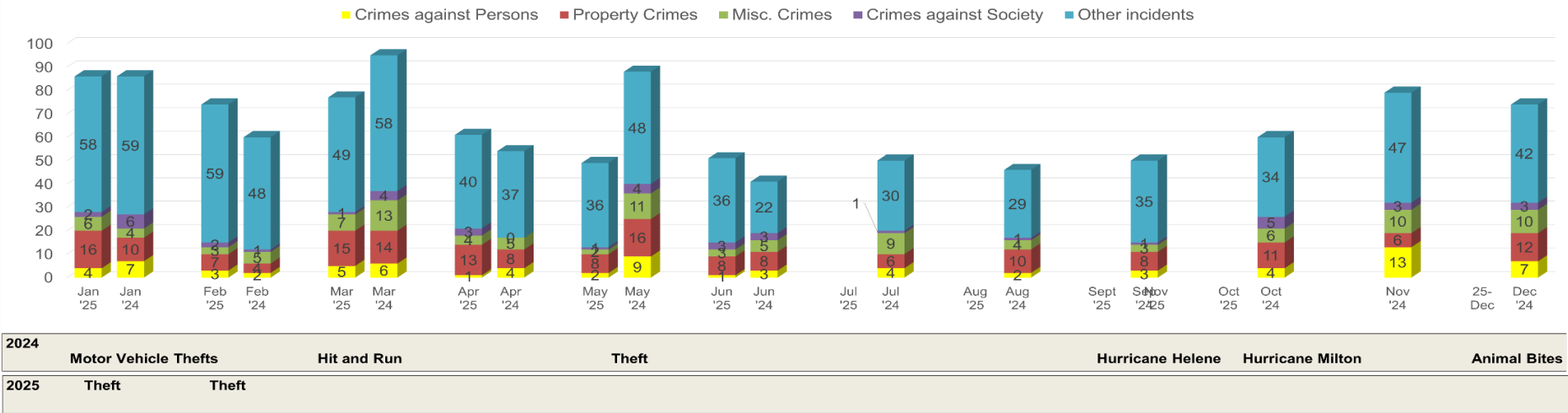
*Marchman Act: Florida Substance Abuse Impairment Act F.S.S Chapter 397

* Baker Act: Florida Mental Health Act F.S.S Chapter 394

2025. vs 2024 Incident Trend

In June 2025, there were 62 non-criminal incidents reported. 22% of non-criminal incident reports were comprised of suspicious activities and 5% of reports were referencing assistance to other agencies including Collier EMS, Marco Island Fire Department, and other law enforcement agencies. 22% of non-criminal incident reports are for lost and found property. The Marco Island Police Department will accept found property into our Property and Evidence Department for safekeeping until an owner can be located. 4% of reports were due to domestic disturbances.

2025 v. 2024 Incident Trends by Crime Category, Non- Crime

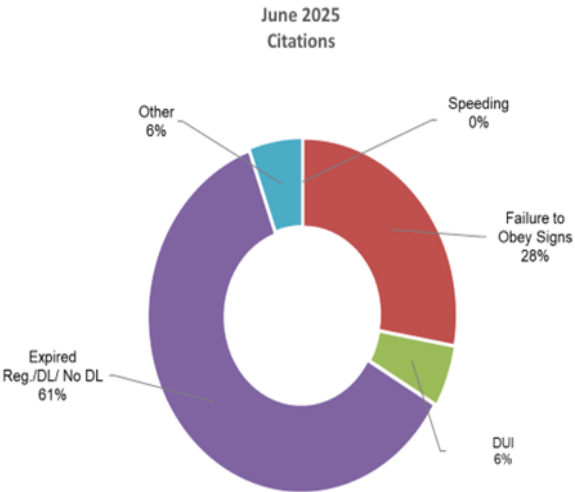


This data highlights the diverse range of non-criminal incidents that the department responds to, emphasizing both public safety and community support. Compared to June of last year, there was a rise in non-criminal incident reports due to more reports regarding assisting EMS or other agencies.

Traffic Patrol

In June 2025, there were 70 traffic citations and written warnings issued by the Marco Island Police Department. Of the written citations issued, 28% were for failure to obey traffic signs or traffic lights. 61% of citations were for operating a motor vehicle with an expired registration or driver’s license. In June 2025, the Marco Island Police Department made 1 criminal traffic arrests for driving under the influence and seized 3 licenses due to license suspension or revocation.

The Marco Island Police Department uses citizen complaints, known problem areas, and crash data analysis to determine our traffic enforcement strategies.



Detective Bureau Monthly Investigative Report

Detective Bureau data reflects the number of cases assigned to the bureau each month. These totals do not account for active investigations carried over from previous months and, therefore, do not reflect the bureau's overall caseload.

Case Type	Jan	Feb	Mar	Apr	May	Jun	Jul	Aug	Sept	Oct	Nov	Dec	TOTAL	YEAR
Death Investigations	1	2	2	1	3	0							9	2024
	1	1	2	1	3	0							8	2025
Robbery	1	0	0	0	0	0							1	2024
	0	0	0	0	0	0							0	2025
Sexual Battery/Sex Crime/ICAC	1	0	1	0	2	1							5	2024
	0	2	1	0	0	1							4	2025
Child Abuse/Neglect	1	0	0	0	1	1							3	2024
	0	0	0	0	1	0							1	2025
Conveyance Burglary	3	0	2	0	0	0							5	2024
	1	2	1	1	0	2							7	2025
Burglary	0	0	1	0	0	0							1	2024
	0	0	1	0	0	0							1	2025
Trespassing	1	0	3	3	2	0							9	2024
	0	0	5	2	2	2							11	2025
GTA & Recovery	2	0	1	0	0	0							3	2024
	0	0	2	0	0	1							3	2025
Theft/Grand & Petit	1	4	4	8	7	5							29	2024
	8	4	8	3	5	1							29	2025
Fraud	0	0	0	0	5	15							20	2024
	2	1	1	2	1	2							9	2025
Vandalism	3	0	2	1	4	1							11	2024
	4	1	6	7	2	3							23	2025
Battery/Assault	5	1	6	1	3	3							19	2024
	1	1	5	1	1	1							10	2025
Domestic Violence	0	0	2	4	6	0							12	2024
	1	0	0	2	0	0							3	2025
Hit and Run/DUI Crash	1	2	5	0	1	1							10	2024
	1	4	6	5	2	1							19	2025
Other Arrests	8	2	7	1	8	0							26	2024
	0	0	6	3	3	0							12	2025
Other Custody/Marchman/Baker/RPC	1	5	5	2	4	2							19	2024
	1	4	4	6	3	4							22	2025
Missing Persons	0	0	2	0	4	0							6	2024
	1	0	2	0	0	0							3	2025
Suspicious Incidents/Non Criminal	4	6	22	11	18	6							67	2024
	4	3	12	10	12	4							45	2025
Sex Offender Check	0	0	0	2	0	1							3	2024
	0	0	1	2	0	0							3	2025
Search Warrants	0	2	0	0	0	1							3	2024
	0	0	0	0	0	0							0	2025
Reports Completed	81	70	91	54	87	91							474	2024
	55	77	85	65	109	72							463	2025
Dept Wide Evidence Intake	24	20	39	33	32	12							160	2024
	2	4	25	13	25	34							103	2025
Child Protection Team Interviews	0	1	0	0	0	1							2	2024
	0	0	0	0	0	0							0	2025
Employee Background Checks	0	1	5	0	0	2							8	2024
	2	3	3	2	2	1							13	2025
Other non-criminal related duties	26	32	27	15	17	29							146	2024
	11	22	13	16	16	22							100	2025
2024 TOTAL (Activities)	164	148	227	136	204	172	0	0	0	0	0	0	1051	2024
2025 TOTAL (Activities)	95	129	189	141	187	151	0	0	0	0	0	0	892	2025

- The Detective Bureau handled 66% fewer (1 vs 3) Battery/Assault cases in 2025 compared to the same period in 2024. There has been 33% decrease (4 vs 6) in Suspicious Incident cases. Theft cases are down 80% (1 vs 5) when compared to the same period last year. Battery/Assault cases have decreased by 47% (10 vs 19).

June Marine Report

The Marine Report reflects activities conducted by MIPD Marine Officers while patrolling Marco Island's waterways and canals. These activities include proactive patrols to enforce marine and environmental regulations and promote boater safety.

June statistics were in line with January and February of this year. Water activity was impacted this month due to the occurrence of strong afternoon storms and an increase in training activities for new marine and patrol officers.

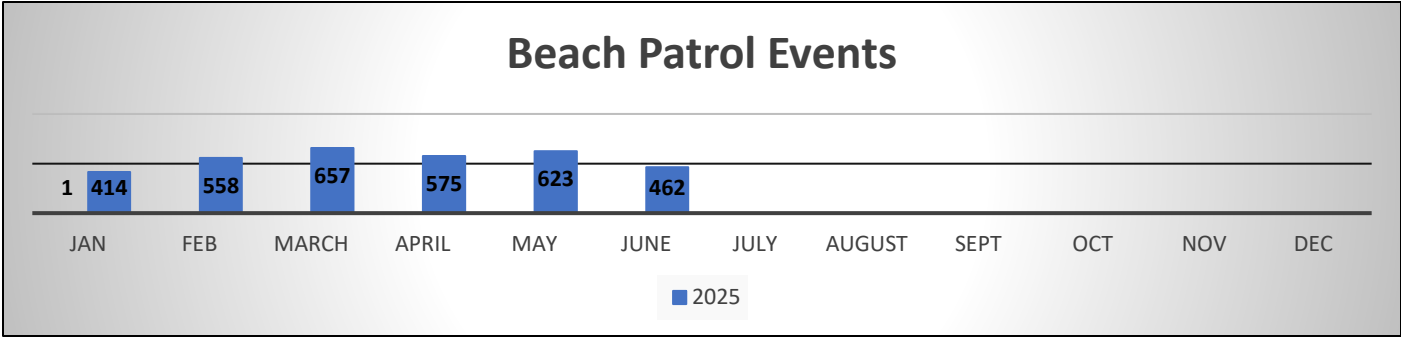
	Jan	Feb	Mar	Apr	May	Jun	Jul	Aug	Sept	Oct	Nov	Dec	TOTAL	YEAR
Canal, Bay River and Gulf Patrol	20	129	371	370	400	353	400	203	290	219	108	20	2883	2024
	101	200	286	299	338	155							1379	2025
Patrols / Business Checks	92	62	120	134	134	154	211	162	144	93	83	24	1413	2024
	84	65	134	136	190	101							710	2025
Vessel Stops	11	30	121	97	94	48	62	29	38	23	18	3	574	2024
	20	35	47	31	44	14							191	2025
Citations / Warning	13	31	122	99	69	51	64	36	42	26	18	3	574	2024
	23	51	50	34	44	16							218	2025
Sanitation Inspections - Factory Bay	6	6	6	6	6	6	0	3	3	0	4	4	50	2024
	5	4	3	3	7	5							27	2025
Sanitation Inspections - Smokehouse Bay	5	5	5	5	5	5	0	2	2	0	2	5	41	2024
	5	5	4	3	7	4							28	2025
Suspicious Vehicles	0	0	3	3	1	1	0	1	3	1	0	0	13	2024
	2	0	0	0	1	2							5	2025
Marine Emergency Response (MERT)	1	0	7	4	3	4	4	3	0	3	2	1	32	2024
	1	2	4	4	8	2							21	2025
Assist Boaters / Citizen Contacts	20	24	5	5	20	15	3	7	14	11	0	2	126	2024
	13	15	12	11	22	4							77	2025
Resource Checks	15	6	6	5	4	4	0	0	0	0	0	3	43	2024
	4	10	4	3	0	2							23	2025
Boater Safety Checks	9	16	33	44	39	39	40	17	16	3	8	2	266	2024
	9	18	18	20	27	15							107	2025
Marina Inspections	50	62	85	85	85	85	95	80	80	80	3	0	790	2024
	65	45	60	80	85	85							420	2025
Total Events	242	371	884	857	860	765	879	543	632	459	246	67	6805	2024
Total Events	332	450	622	624	773	405	0	0	0	0	0	0	3206	2025

*Sanitation Inspection: Enforcement of sanitation regulations to ensure environmental standards for waste are being met.

*Resource Checks: Enforcement of the Florida Administrative Code for Florida Saltwater Fishing Regulations.

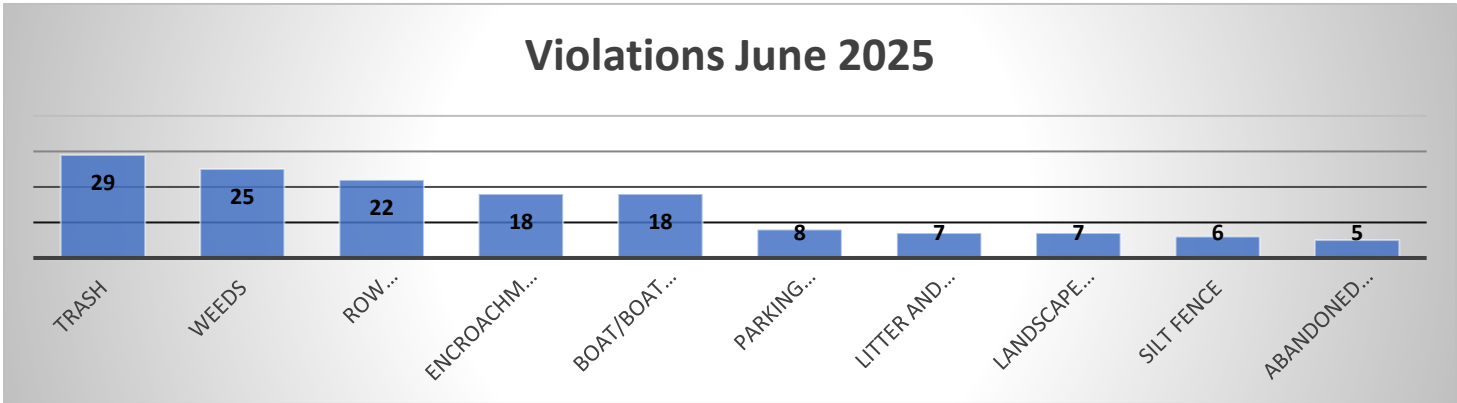
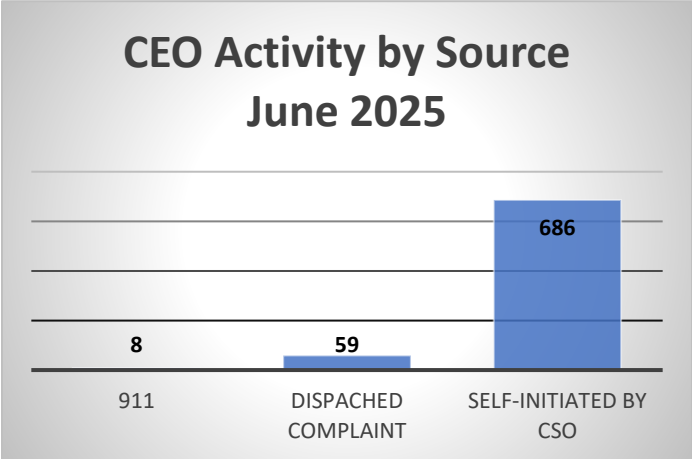
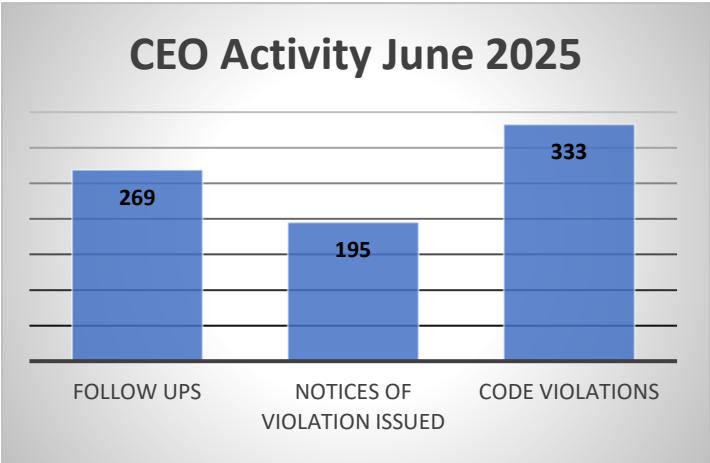
*Marina Inspections: Patrol and enforcement of marine regulations for vessels leaving and entering Marinas.

June 2025 Beach Patrol:



June was a month of education on our beaches. Code Enforcement Officers take time from their beach patrol duties to greet and educate children on beach safety and our unique local wildlife. Code Enforcement Officers also provided education to our visitors about the dangers of open flames on our beaches and the consequences the flames may cause.

June 2025 Code Enforcement Officer (CEO) Report:

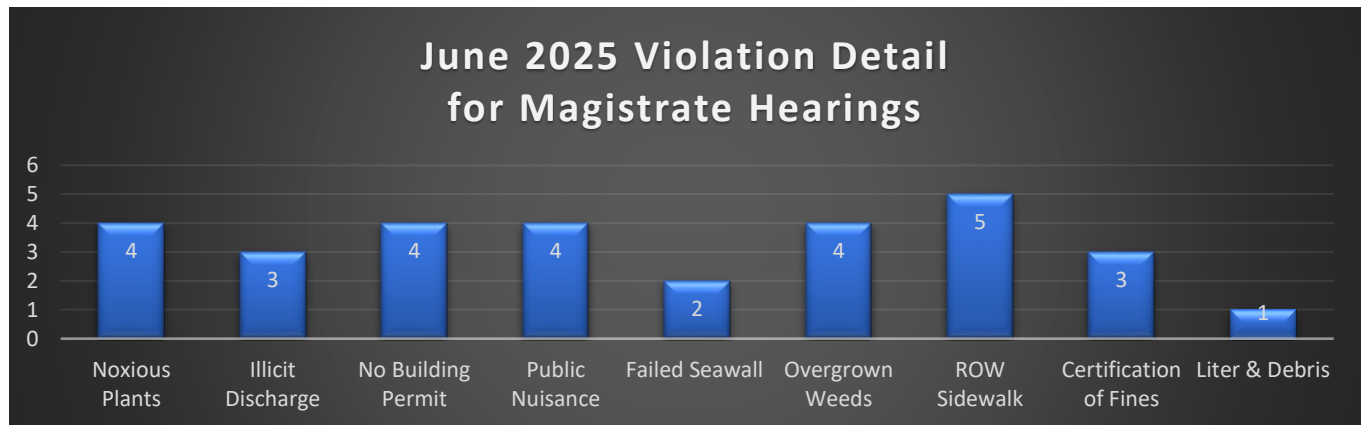


Code Officers’ activity in June 2025 remained predominantly self-initiated, with self-initiated investigations exceeding dispatched cases by a substantial margin of 619 (924%). A consistent trend continues with trash violations ranking among the most common code enforcement issues; ROW obstruction violations are down 83% and Weeds violations are down 57% from June of 2024. The high volume of self-initiated investigations underscores the proactive efforts of Code Officers in identifying and addressing issues before they escalate or are formally reported.

*** This figure reflects the total number of violations and not the number of cases. This is to account for cases with multiple violations

2025 Special Magistrate Hearings:

	25-Jan	25-Feb	25-Mar	25-Apr	25-May	25-Jun
Number of Cases Scheduled for Magistrate	26	20	18	23	16	26
Number of Cases for Certification of Fines	0	2	0	0	5	3
Number of Cases for Mitigation of Fines	8	4	0	1	0	5



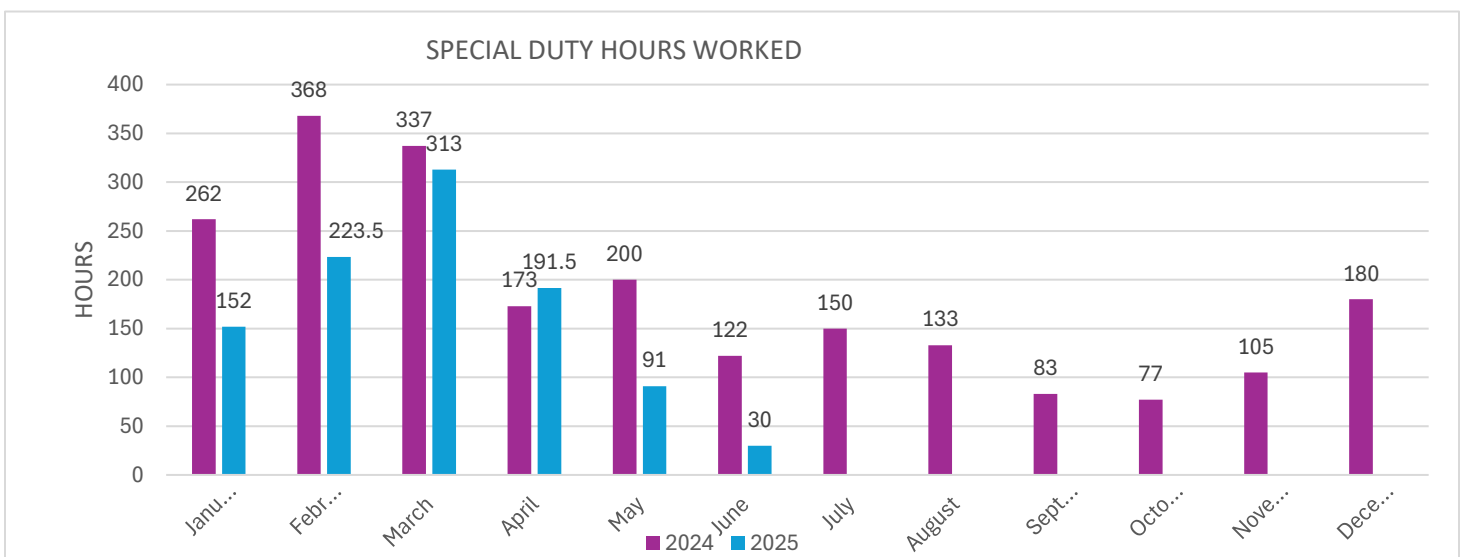
** There were 26 cases scheduled for the Special Magistrate Hearing in the month of June. 3 cases were for the Certification of Fines, which involves placing a lien for unpaid fines. There were 5 cases for Mitigation of Fines on the June Docket. Mitigation is a structured process to evaluate reducing the financial penalty associated with a violation or offense.

For more information regarding the Special Magistrate Hearings please visit:

<https://marcoisland.legistar.com/Calendar.aspx>

Special Duty Details:

Special Duty Details refer to law enforcement duties performed for an outside vendor in addition to an officer's regularly scheduled work hours. These voluntary assignments include, but are not limited to, traffic and security at various locations. As expected after season and without the Farmers Market there was a large reduction in Special Duty hours. Special Duty assignments in June consisted of patrol and property surveillance hours for a private business.



Community Engagement Report

- Overall the MIPD social media activity is up 42.16% for post engagements compared to last month

June 27, 2025, the Marco Island Police Department had a great time at our Popcorn and Donuts with the Police event, hosted by Nav's Popcorn & Donuts! 🍿 🍩

We enjoyed meeting and chatting with residents and visitors, sharing about our community, and building stronger connections. Thank you to everyone who stopped by, and a big thanks to Nav's for the delicious treats and warm hospitality!

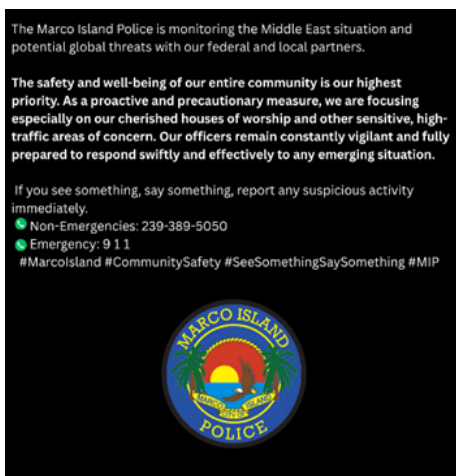
👮 🤝 [#MarcoIsland](#) [#CommunityPolicing](#) [#BetterTogether](#)



Top Performing Posts

📢 Community Update 📢

The Marco Island Police Department issued this post to inform and reassure the community about its awareness of the ongoing tensions in the Middle East and the potential local impacts. The message highlights the Marco Island Police Department's continued coordination with federal and local partners, the implementation of proactive security measures, and increased patrol to ensure the safety and security of all residents and visitors.



🎉 Promotion Ceremony Announcement 🎉

On Wednesday, June 18, 2025, the Marco Island Police Department proudly celebrated the promotions of Lieutenant Joseph Belardo, Sergeant Andrew Smith, and Sergeant Richard McElroy. This special ceremony formally recognized their well-earned promotions and honored their continued leadership, dedication, and service to both our department and the Marco Island community. Please join us in congratulating these outstanding officers on this important milestone! 👮 🤝 🎉 🎉



👮 Marco Island Police Department Code Enforcement Officer Ed Curry always takes the time to stop and say hello to the kids on the beach 🤝 🍿. He shares important lessons about beach safety and teaches them about local wildlife and beach life.



Thank you, Officer Curry, for your dedication to keeping our residents and visitors safe and informed. Your passion for education and community safety does not go unnoticed! 🍿

[#MarcoIsland](#) [#BeachSafety](#) [#CommunityHero](#) [#CodeEnforcement](#) [#ThankYou](#) [#MIPD](#) [#BetterTogether](#)

Incidents	JAN	FEB	MAR	APR	MAY	JUN	JUL	AUG	SEP	OCT	NOV	DEC	Total YTD	
Community Oriented Policing Activities	1,780	1,733	1,751	1,758	1,763	2,058	1,978	1,798	1,698	1,597	1,559	1,791	21,264	2024
	1,868	1,716	1,893	1,463	1,641	1,574								2025
Extra Patrols	5,934	5,493	5,695	5,765	5,828	6,117	6,025	5,642	5,608	5,475	6,220	6,682	70,484	2024
	7,184	6,973	7,227	6,135	6,667	6,202								2025
Parking Complaints	50	84	101	45	28	14	44	26	17	9	30	15	463	2024
	14	49	45	30	18	9								2025
Noise Complaints	29	34	43	44	37	22	44	18	19	12	25	36	363	2024
	15	14	40	33	37	22								2025
Traffic Stops	479	331	333	322	486	437	441	327	301	304	386	382	4,529	2024
	361	437	470	386	424	380								2025
Noise Complaints Verified	3	0	2	1	0	0	5	6	3	1	1	3	25	2024
	0	1	1	2	0	0								2025
Traffic Citations	100	45	45	38	86	69	54	44	28	30	32	41	612	2024
	35	39	32	13	53	18								2025
Traffic, Parking & Vessel Written Warnings	95	116	217	158	124	138	180	148	100	77	90	53	1,496	2024
	95	107	111	99	69	68								2025
Vehicle Crash	32	24	42	30	19	13	21	12	8	10	20	28	259	2024
	29	55	49	58	27	11								2025
Crime or Incident Reports Taken	85	60	91	54	85	41	61	45	51	58	74	67	772	2024
	82	75	116	51	49	50								2025
Persons Arrested	9	2	10	3	12	5	9	7	5	10	10	10	92	2024
	7	2	1	3	3	3								2025
Total Incidents	8,596	7,922	8,330	8,218	8,468	8,914	8,862	8,073	7,838	7,583	8,447	9,108	100,359	2024
	9,690	9,468	9,985	8,273	8,988	8,337	0	0	0	0	0	0	0	2025

- Vehicle crashes have decreased 15%, and parking complaints decreased 35% since June 2024

Calls for Service by Call Source:

Call Source	JAN	FEB	MAR	APR	MAY	JUN	JUL	AUG	SEP	OCT	NOV	DEC	Total YTD	
Officer/ Field Initiated	8,821	8,204	8,573	8,498	8,898	9,227	9,162	8,320	8,160	7,919	9,084	9,546	104,412	2024
	10,241	10,100	10,625	9,136	9,602	8,964							58,668	2025
911 Initiated	413	461	563	418	394	330	335	362	341	327	375	437	4,756	2024
	523	554	630	507	465	446							3,125	2025
Non- Emergency Dispatch Initiated	515	424	607	536	478	396	441	436	412	483	473	649	5,850	2024
	433	541	574	495	535	462							3,040	2025
Total Calls for Service	9,232	9,089	9,743	9,452	9,321	9,770	9,938	9,118	8,913	8,729	9,932	10,632	113,869	2024
	11,197	11,195	11,829	10,138	10,602	9,872	0	0	0	0	0	0	64,833	2025

* Calls for Service data, captured in the agency's Computer-Aided Dispatch (CAD) system, reflects any call that prompts a police officer or code enforcement officer to act or expend resources, whether initiated by the agency or the public. Notably, in June 2025, 8,056 more calls for service were officer-initiated in the field, than being driven by 911 or administrative dispatch. This reflects a continued emphasis on proactive policing.

Vehicle Count Daily Averages

Location	JAN	FEB	MAR	APR	MAY	JUN	JUL	AUG	SEP	OCT	NOV	DEC	Avg Daily YTD	
Jolley Bridge North bound	6,434	12,025	10,658	10,887	8,392	6,803	5,798	7,419	7,648	7,725	9,591	10,377	8,646	2024
	12,668	14,636	14,920	13,203	11,574	10,903	0	0	0	0	0	0	12,984	2025
Jolley Bridge South bound	8,427	12,120	10,413	9,945	8,520	6,461	2,071	5,526	9,954	8,527	12,704	12,767	8,953	2024
	15,121	16,875	16,726	14,432	12,173	8,918	0	0	0	0	0	0	14,041	2025

There was a 38% increase in daily traffic coming into Marco Island over the Jolley Bridge from June 2024 to June 2025.