



City of Marco Island

Meeting Date: Oct. 6th, 2025

To: City Council

From: Chief Tracy L. Frazzano

Through: Michael A. McNees, City Manager

Re: August 2025 Monthly City Council Report

Employee News



The Marco Island Police Department welcomed our newest Code Enforcement Officer, J.D. Shelton. Whether he's protecting children as a crossing guard or responding to a Code Enforcement issue, his friendly demeanor and expertise make him a true asset to the community. Please join us in welcoming him as he begins serving our community with dedication and professionalism.

Community Oriented Policing

The Marco Island Police Department hosted the Marco Island Chamber of Commerce's Leadership Marco Program. MIPD Command Staff and officers guided participants through a full day of law enforcement experiences including topics such as traffic stops, marine enforcement, radar use, crime scene processing, and more!



August Police Activity Crime Report:

In August 2025, the Marco Island Police Department reported 35 incidents — a 38% overall decrease compared to August 2024. Crimes against persons saw a 100% decrease, largely due to a drop in domestic battery cases, which fell from 2 incidents in August 2024 to 0 in August 2025. Property crimes also declined, driven by reductions in theft and criminal mischief. However, criminal traffic incidents increased significantly — from 4 in August 2024 to 10 in August 2025 — representing a 150% rise year-over-year

2025 vs. 2024 Crimes by Category, Non-Criminal Offenses							
Aug-2025			Aug-2024			% of Change	
Crimes against Persons	# of Incidents	Year to Date	Crimes against Persons	# of Incidents	Year to Date	Aug '25 v. Aug '24	YTD
Sex offenses	0	2	Sex offense	0	2	-100%	-45%
Domestic Battery	0	10	Domestic Battery	1	8		
Assault	0	6	Assault	1	23		
Total	0	18	Total	2	33		
Property Crimes			Property Crimes			-30%	17%
Burglary	0	4	Burglary	0	1		
Motor Vehicle Theft	1	5	Motor Vehicle Theft	0	2		
Theft (incl. Attempted)	2	37	Theft (incl. Attempted)	8	49		
Criminal Mischief/ Vandalism	2	25	Criminal Mischief/ Vandalism	2	11		
Fraud	2	12	Fraud	0	7		
Total	7	83	Total	10	71		
Misc. Crimes			Misc. Crimes			150%	8%
Hit and Run	4	15	Hit & Run	0	11		
Resisting Law Enforcement Officer	0	0	Resisting Law Enforcement Officer	0	1		
Disorderly Intoxication	0	0	Disorderly Intoxication	1	2		
Criminal Traffic	6	13	Criminal Traffic	3	12		
Violation of Probation	0	0	Violation of Probation	0	0		
Total	10	28	Total	4	26	0%	-33%
Crimes against Society			Crimes against Society				
DUI	1	10	DUI	1	15	-38%	2%
Total	1	10	Total	1	15		
Other Incidents			Other Incidents				
Baker Act	2	27	Baker Act	2	18		
Operation Medicine Cabinet	3	21	Operation Medicine Cabinet	1	13		
Municipal Ordinance	0	1	Municipal Ordinance	0	0		
Non-Criminal Incidents	13	293	Non-Criminal Incidents	26	304		
Total	18	342	Total	29	335		

Note: Non-Criminal incidents are reports that do not have a criminal offense or are information reports. Examples include fraud cases (outside of Marco Island jurisdiction), other agency assists, lost, and found items and medical assists.

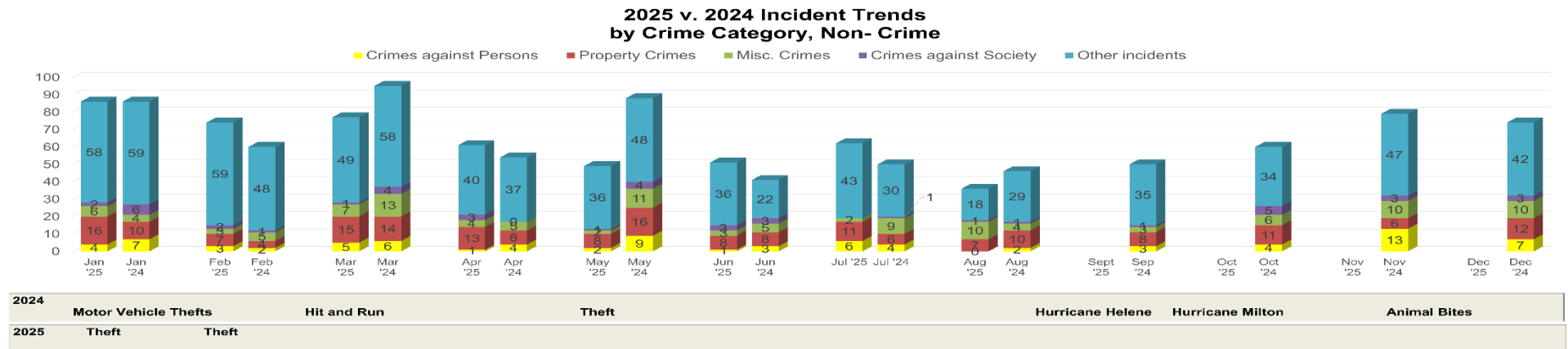
Note: Multiple criminal offenses may have occurred within some incidents. This reporting aligns with new crime data collection requirements from the Florida Department of Law Enforcement and the FBI. This announcement for crime reporting was covered in the February 2022 monthly report. Non-criminal incidents are reports that do not have a criminal offense or are information reports. Examples include fraud cases (outside of Marco Island jurisdiction), other agency assists, lost and found items and medical assists.

*Marchman Act: Florida Substance Abuse Impairment Act F.S.S Chapter 397

* Baker Act: Florida Mental Health Act F.S.S Chapter 394

2025. vs 2024 Incident Trend

In August 2025, there were 18 non-criminal incidents reported. 6 of the non-criminal incident reports were comprised of suspicious incidents. 1 incident referred to assistance to other agencies including Collier EMS, Marco Island Fire Department, and other law enforcement agencies. 6 of the non-criminal incident reports are for lost and found property. The Marco Island Police Department will accept found property into our property and evidence department for safekeeping until an owner can be located

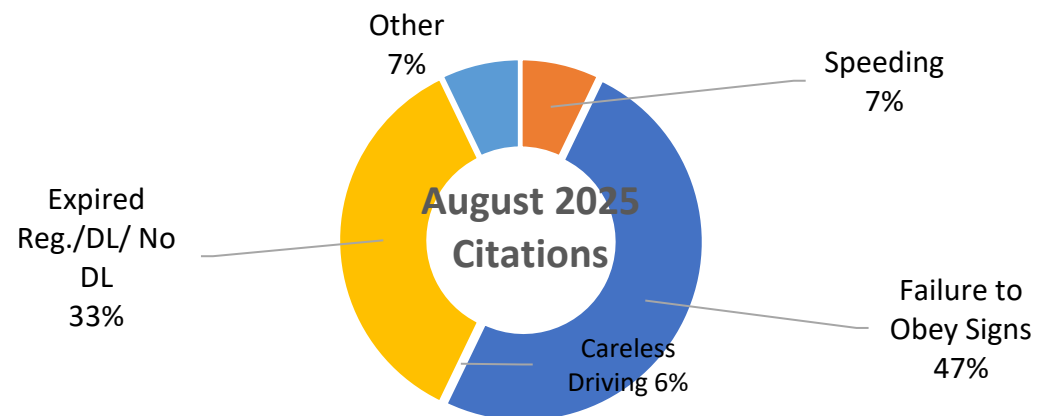


This data highlights the diverse range of incidents that the department responds to, emphasizing both public safety and community support. Compared to August of last year, there was a rise in miscellaneous crimes (10 vs. 4).

Traffic Patrol

In August 2025, there were 96 traffic citations and warnings issued by the Marco Island Police Department. Of the citations or warnings issued, 28% were for failure to obey traffic signs or traffic lights. 48% of citations were for operating a motor vehicle with an expired registration or driver's license. 14% were issued for other citations such as equipment violations. In August 2025, the Marco Island Police Department seized 8 licenses due to license suspension or revocation.

In August 2025, due to the new Marco Island Bicycle Ordinance, MIPD officers conducted 90 bicycle and e-bike stops. All stops resulted in educational outcomes, with verbal warnings issued rather than citations. During these interactions, officers discussed the observed violations and provided riders with informational packets.



Detective Bureau Monthly Investigative Report

Detective Bureau data reflects the number of cases assigned to the bureau each month. These totals do not account for active investigations carried over from previous months and, therefore, do not reflect the bureau's overall caseload.

Case Type	Jan	Feb	Mar	Apr	May	Jun	Jul	Aug	Sept	Oct	Nov	Dec	TOTAL	YEAR
Death Investigations	1	2	2	1	3	0	1	1					11	2024
	1	1	2	1	3	0	0	2					10	2025
Robbery	1	0	0	0	0	0	0	0					1	2024
	0	0	0	0	0	0	0	0					0	2025
Sexual Battery/Sex Crime/ICAC	1	0	1	0	2	1	1	0					6	2024
	0	2	1	0	0	1	0	0					4	2025
Child Abuse/Neglect	1	0	0	0	1	1	0	3					6	2024
	0	0	0	0	1	0	0	0					1	2025
Conveyance Burglary	3	0	2	0	0	0	1	0					6	2024
	1	2	1	1	0	2	2	0					9	2025
Burglary	0	0	1	0	0	0	0	0					1	2024
	0	0	1	0	0	0	1	0					2	2025
Trespassing	1	0	3	3	2	0	0	0					9	2024
	0	0	5	2	2	2	0	0					11	2025
GTA & Recovery	2	0	1	0	0	0	0	1					4	2024
	0	0	2	0	0	1	0	1					4	2025
Theft/Grand & Petit	1	4	4	8	7	5	1	3					33	2024
	8	4	8	3	5	1	2	2					33	2025
Fraud	0	0	0	0	5	15	3	1					24	2024
	2	1	1	2	1	2	1	2					12	2025
Vandalism	3	0	2	1	4	1	0	0					11	2024
	4	1	6	7	2	3	3	0					26	2025
Battery/Assault	5	1	6	1	3	3	0	2					21	2024
	1	1	5	1	1	1	3	0					13	2025
Domestic Violence	0	0	2	4	6	0	2	2					16	2024
	1	0	0	2	0	0	1	0					4	2025
Hit and Run/DUI Crash	1	2	5	0	1	1	1	0					11	2024
	1	4	6	5	2	1	0	4					23	2025
Other Arrests	8	2	7	1	8	0	5	2					33	2024
	0	0	6	3	3	0	2	0					14	2025
Other Custody/Marchman/Baker/RPC	1	5	5	2	4	2	3	1					23	2024
	1	4	4	6	3	4	4	2					28	2025
Missing Persons	0	0	2	0	4	0	0	0					6	2024
	1	0	2	0	0	0	1	0					4	2025
Suspicious Incidents/Non Criminal	4	6	22	11	18	6	3	3					73	2024
	4	3	12	10	12	4	10	3					58	2025
Sex Offender Check	0	0	0	2	0	1	0	0					3	2024
	0	0	1	2	0	0	1	0					4	2025
Arrest/Search Warrants	0	2	0	0	0	1	0	0					3	2024
	0	0	0	0	0	0	1	4					5	2025
Reports Completed	81	70	91	54	87	91	68	67					609	2024
	55	77	85	65	109	72	96	97					656	2025
Dept Wide Evidence Intake	24	20	39	33	32	12	9	8					177	2024
	2	4	25	13	25	34	10	12					125	2025
Child Protection Team Interviews	0	1	0	0	0	1	0	0					2	2024
	0	0	0	0	0	0	0	0					0	2025
Employee Background Checks	0	1	5	0	0	2	0	2					10	2024
	2	3	3	2	2	1	2	2					17	2025
Other non-criminal related duties	26	32	27	15	17	29	8	4					158	2024
	11	22	13	16	16	22	17	6					123	2025
2024 TOTAL (Activities)	164	148	227	136	204	172	106	100	0	0	0	0	1257	2024
2025 TOTAL (Activities)	95	129	189	141	187	151	157	137	0	0	0	0	1186	2025

- The Detective Bureau handled 38% fewer (13 vs 21) Battery/Assault cases in 2025 compared to the same period in 2024. Suspicious Incident cases also decreased by 20.5% (58 vs 73) when compared to this time last year. Theft cases remained the same with no increase or decrease (33 vs 33) when compared to August 2024.

August Marine Report

The Marine Report reflects activities conducted by MIPD Marine Officers while patrolling Marco Island's waterways and canals. These activities include proactive patrols to enforce marine and environmental regulations and promote boater safety.

In August, Marine Patrol experienced a slight decrease in activity compared to the previous month, with a total of 412 events, down from 442 in July, an approximate 7% decrease in activity. We experienced our typical August afternoon weather, along with some extended periods of rainfall, that impacted the boating community.

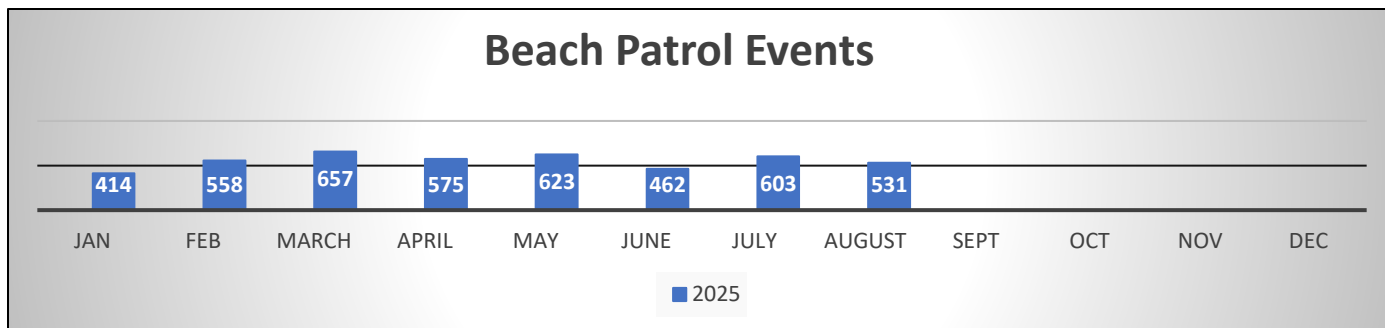
	Jan	Feb	Mar	Apr	May	Jun	Jul	Aug	Sept	Oct	Nov	Dec	TOTAL	YEAR
Canal, Bay River and Gulf Patrol	20	129	371	370	400	353	400	203	290	219	108	20	2883	2024
	101	200	286	299	338	155	200	175					1754	2025
Patrols / Business Checks	92	62	120	134	134	154	211	162	144	93	83	24	1413	2024
	84	65	134	136	190	101	117	119					946	2025
Vessel Stops	11	30	121	97	94	48	62	29	38	23	18	3	574	2024
	20	35	47	31	44	14	15	14					220	2025
Citations / Warning	13	31	122	99	69	51	64	36	42	26	18	3	574	2024
	23	51	50	34	44	16	16	16					250	2025
Sanitation Inspections - Factory Bay	6	6	6	6	6	6	0	3	3	0	4	4	50	2024
	5	4	3	3	7	5	4	2					33	2025
Sanitation Inspections - Smokehouse Bay	5	5	5	5	5	5	0	2	2	0	2	5	41	2024
	5	5	4	3	7	4	6	2					36	2025
Suspicious Vehicles	0	0	3	3	1	1	0	1	3	1	0	0	13	2024
	2	0	0	0	1	2	1	1					7	2025
Marine Emergency Response (MERT)	1	0	7	4	3	4	4	3	0	3	2	1	32	2024
	1	2	4	4	8	2	2	2					25	2025
Assist Boaters / Citizen Contacts	20	24	5	5	20	15	3	7	14	11	0	2	126	2024
	13	15	12	11	22	4	2	3					82	2025
Resource Checks	15	6	6	5	4	4	0	0	0	0	0	3	43	2024
	4	10	4	3	0	2	1	3					27	2025
Boater Safety Checks	9	16	33	44	39	39	40	17	16	3	8	2	266	2024
	9	18	18	20	27	15	10	10					127	2025
Marina Inspections	50	62	85	85	85	85	95	80	80	80	3	0	790	2024
	65	45	60	80	85	85	68	65					553	2025
Total Events	242	371	884	857	860	765	879	543	632	459	246	67	6805	2024
Total Events	332	450	622	624	773	405	442	412	0	0	0	0	4060	2025

*Sanitation Inspection: Enforcement of sanitation regulations to ensure environmental standards for waste are being met.

*Resource Checks: Enforcement of the Florida Administrative Code for Florida Saltwater Fishing Regulations.

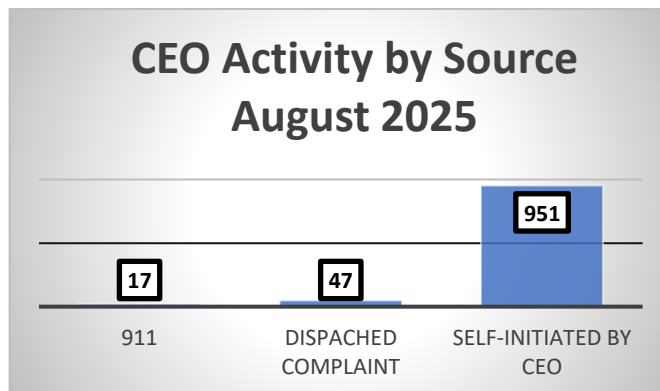
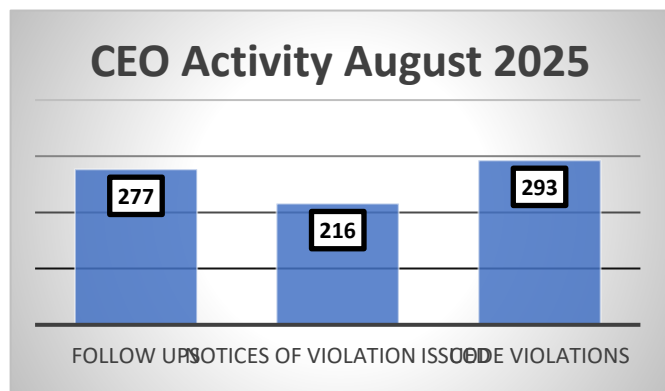
*Marina Inspections: Patrol and enforcement of marine regulations for vessels leaving and entering Marinas.

August 2025 Beach Patrol:

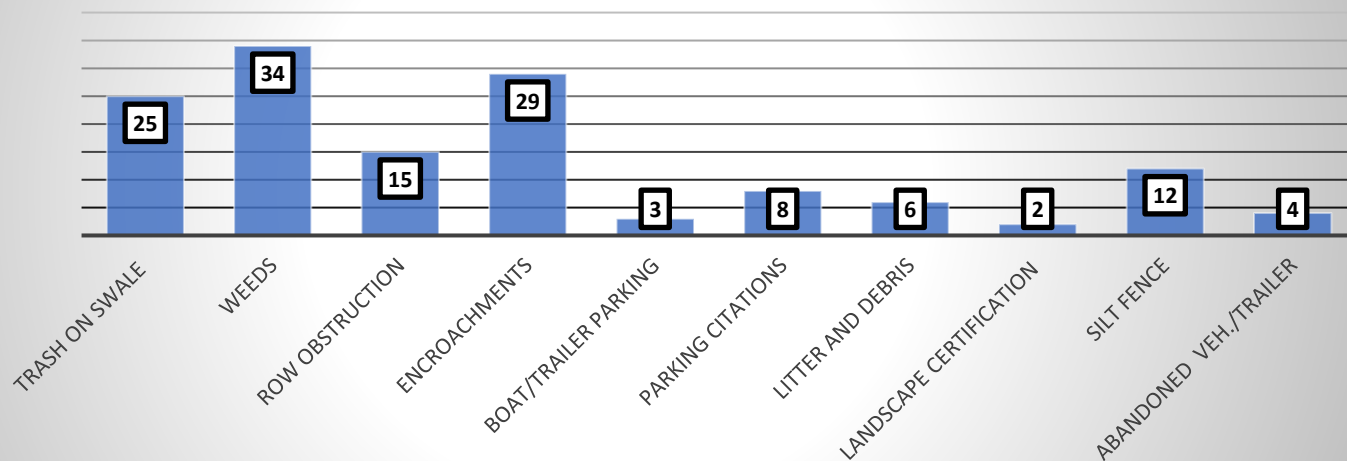


On August 25th, while on beach patrol a Code Enforcement Officer (CEO) was flagged down by two beach goers to save a sea turtle hatchling they found under their chair. In consultation with an environmentalist, the CEO carried the hatchling to the water's edge, entered the water, and swam away.

August 2025 Code Enforcement Officer (CEO) Report:



Violations August 2025

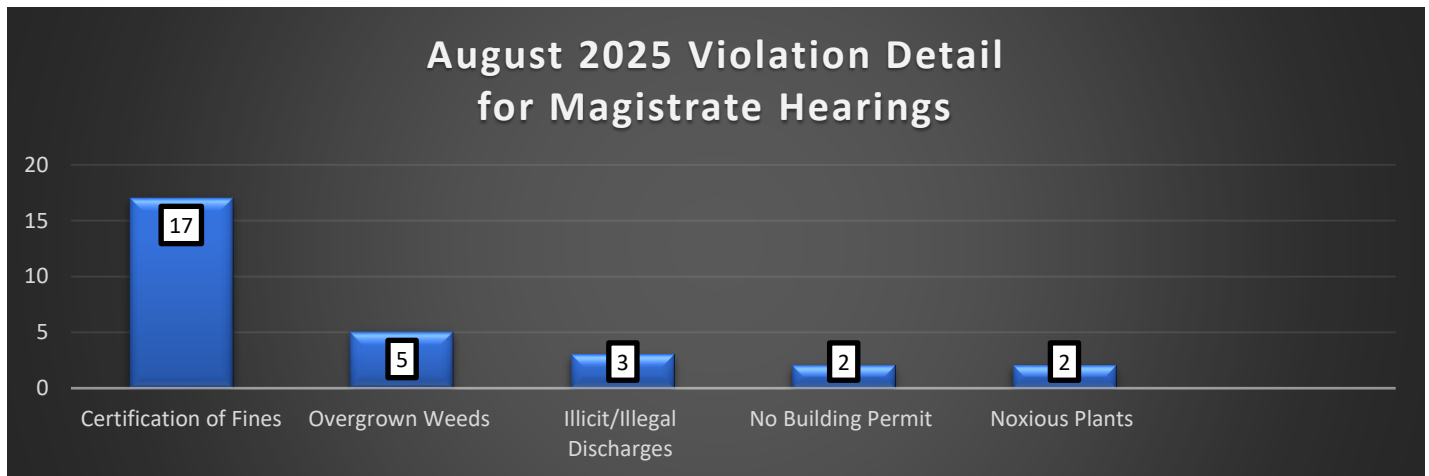


Code Enforcement Officer (CEO) activity in August 2025 remained predominantly self-initiated, with self-initiated investigations exceeding dispatched cases by a substantial margin (871 calls). Certification of fines remained high, underscoring efforts to facilitate collection of fines owed. Weed violations have become the most common Code Enforcement Issue, which is typical of the summer months. The high volume of self-initiated investigations underscores the proactive efforts of CEOs in identifying and addressing issues before they escalate or are formally reported.

***** This figure reflects the total number of violations and not the number of cases. This is to account for cases with multiple violations**

Special Magistrate Hearings - 2025:

	Jan	Feb	Mar	Apr	May	Jun	Jul	Aug
Number of Cases Scheduled for Magistrate	26	20	18	23	16	26	29	39
Number of Cases Scheduled for Certification of Fines	0	2	0	0	5	3	16	17
Number of Cases for Mitigation of Fines	8	4	0	1	0	5	2	2



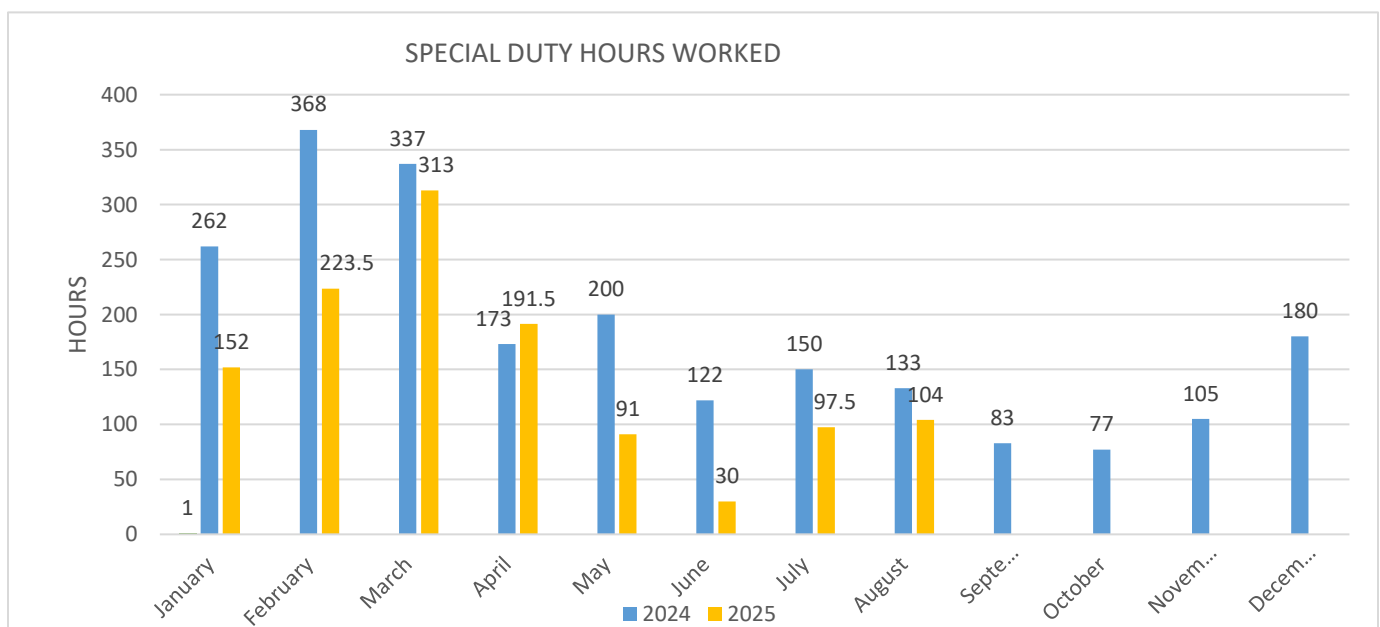
** There were 39 cases scheduled for the Special Magistrate Hearing in the month of August. 17 cases were for the Certification of Fines, which involves placing a lien for unpaid fines. There were 2 cases for Mitigation of Fines on the August Docket. Mitigation is a structured process to evaluate reducing the financial penalty associated with a violation or offense.

For more information regarding the Special Magistrate Hearings please visit:

<https://marcoisland.legistar.com/Calendar.aspx>

Special Duty Details:

Special Duty Details refer to law enforcement duties performed for an outside vendor in addition to an officer's regularly scheduled work hours. These voluntary assignments include, but are not limited to, traffic and security at various locations. Off-season Special Duty hours are lower as expected, compared to other times of the year with the Farmers Market. August 2025 Special Duty hours were 29 fewer hours than the same period last year.



Community Engagement Report

- Overall the MIPD social media is up 42% for post impressions compared to last month.

#Bettertogether Highlight

Pizza with the Police Recap....

Thank you to everyone who joined us today at Cav's Kitchen for Pizza with the Police! We had a fantastic turnout, with community members and residents stopping by to share a slice, ask questions, and have great conversations with our officers.

Topics ranged from Code Enforcement and e-bikes to general community concerns, and we truly appreciate the opportunity to connect.

A special thank you to Cav's Kitchen & Cocktails for hosting and doing an incredible job feeding this great group of people!



🐢 Sea Turtle Rescue

A big thank you to Marco Island Code Enforcement Officer James Muldoon for rescuing a baby sea turtle and safely releasing it back into the ocean for its chance at survival.

It's thanks to dedicated officers like him that our community and wildlife stay safe and protected.

[#MarcoIslandPD](#) [#ProtectWildlife](#) [#BetterTogether](#)

👮 Please join us in giving a warm welcome to our newest officer, Ryan Perez!

We're thrilled to have him join the Marco Island Police Department family.

Congratulations, Officer Perez, we look forward to your dedicated service to our community! ❤️ 🙌

[#MarcoIslandPD](#) [#WelcomeToTheTeam](#) [#BetterTogether](#)



No crowding the crawl! Let turtles do their thing.

🐢 🐢 Sea turtle nesting season is in full swing! Please keep your distance, respect these creatures, and remember some turtles are still nesting. Let's help protect them and their journey. ❤️

[#MarcoIslandPD](#) [#SeaTurtleSeason](#) [#ProtectWildlife](#) [#BetterTogether](#)

Total Incidents:

Incidents	JAN	FEB	MAR	APR	MAY	JUN	JUL	AUG	SEP	OCT	NOV	DEC	Total YTD	
Community Oriented Policing Activities	1,780	1,733	1,751	1,758	1,763	2,058	1,978	1,798	1,698	1,597	1,559	1,791	21,264	2024
	1,868	1,716	1,893	1,463	1,641	1,574	1,613	1,570						2025
Extra Patrols	5,934	5,493	5,695	5,765	5,828	6,117	6,025	5,642	5,608	5,475	6,220	6,682	70,484	2024
	7,184	6,973	7,227	6,135	6,667	6,202	6,709	6,739						2025
Parking Complaints	50	84	101	45	28	14	44	26	17	9	30	15	463	2024
	14	49	45	30	18	9	16	55						2025
Noise Complaints	29	34	43	44	37	22	44	18	19	12	25	36	363	2024
	15	14	40	33	37	22	35	35						2025
Traffic Stops	479	331	333	322	486	437	441	327	301	304	386	382	4,529	2024
	361	437	470	386	424	380	460	495						2025
Noise Complaints Verified	3	0	2	1	0	0	5	6	3	1	1	3	25	2024
	0	1	1	2	0	0	4	6						2025
Traffic Citations	100	45	45	38	86	69	54	44	28	30	32	41	612	2024
	35	39	32	13	53	18	31	31						2025
Traffic, Parking & Vessel Written Warnings	95	116	217	158	124	138	180	148	100	77	90	53	1,496	2024
	95	107	111	99	69	68	81	81						2025
Vehicle Crash	32	24	42	30	19	13	21	12	8	10	20	28	259	2024
	29	55	49	58	27	11	26	20						2025
Crime or Incident Reports Taken	85	60	91	54	85	41	61	45	51	58	74	67	772	2024
	82	75	116	51	49	50	62	35						2025
Persons Arrested	9	2	10	3	12	5	9	7	5	10	10	10	92	2024
	7	2	1	3	3	3	3	4						2025
Total Incidents	8,596	7,922	8,330	8,218	8,468	8,914	8,862	8,073	7,838	7,583	8,447	9,108	100,359	2024
	9,690	9,468	9,985	8,273	8,988	8,337	9,040	9,071	0	0	0	0	0	2025

- Extra patrols are up 19% from August of 2024 and traffic stops have increased 51% compared to this time last year.

Calls for Service by Call Source:

Call Source	JAN	FEB	MAR	APR	MAY	JUN	JUL	AUG	SEP	OCT	NOV	DEC	Total YTD	
Officer/ Field Initiated	8,821	8,204	8,573	8,498	8,898	9,227	9,162	8,320	8,160	7,919	9,084	9,546	104,412	2024
	10,241	10,100	10,625	9,136	9,602	8,964	9,624	9,720					78,012	2025
911 Initiated	413	461	563	418	394	330	335	362	341	327	375	437	4,756	2024
	523	554	630	507	465	446	433	449					4,007	2025
Non- Emergency Dispatch Initiated	515	424	607	536	478	396	441	436	412	483	473	649	5,850	2024
	433	541	574	495	535	462	490	423					3,953	2025
Total Calls for Service	9,232	9,089	9,743	9,452	9,321	9,770	9,938	9,118	8,913	8,729	9,932	10,632	113,869	2024
	11,197	11,195	11,829	10,138	10,602	9,872	10,547	10,592	0	0	0	0	85,972	2025

* Calls for Service data, captured in the agency's Computer-Aided Dispatch (CAD) system, reflects any call that prompts a police officer or code enforcement officer to act or expend resources, whether initiated by the agency or the public. Notably, in August 2025, 8,848 more calls for service were officer-initiated in the field, than being driven by 911 or administrative dispatch. This reflects a continued emphasis on proactive policing.

Vehicle Count Daily Averages

Location	JAN	FEB	MAR	APR	MAY	JUN	JUL	AUG	SEP	OCT	NOV	DEC	Avg Daily YTD	
Jolley Bridge North bound	6,434	12,025	10,658	10,887	8,392	6,803	5,798	7,419	7,648	7,725	9,591	10,377	8,646	2024
	12,668	14,636	14,920	13,203	11,574	10,903	6,528	9,421	0	0	0	0	11,732	2025
Jolley Bridge South bound	8,427	12,120	10,413	9,945	8,520	6,461	2,071	5,526	9,954	8,527	12,704	12,767	8,953	2024
	15,121	16,875	16,726	14,432	12,173	8,918	10,468	10,607	0	0	0	0	13,165	2025

- Traffic coming onto Marco Island via the Jolley Bridge in August of 2025 represented a 91% increase over August of 2024.