



City of Marco Island

Meeting Date: July 7th, 2025

To: City Council

From: Chief Tracy L. Frazzano

Through: Michael A. McNees, City Manager

Re: May 2025 Monthly City Council Report



Employee News

On Thursday, May 22, 2025, the Phoenix Awards ceremony took place, where five exceptional MIPD heroes were recognized for their life-saving actions in two critical emergency incidents. Alan Reyes, Hunter Howell, and (though not pictured) Michael Burns, Kyle Kreis, and William Pschigoda were all awarded the Phoenix Award—an incredible honor bestowed upon EMS and first responders who have played a pivotal role in successful resuscitations. This prestigious recognition celebrates their unwavering commitment to their communities, and their heroic efforts will be remembered for years to come!

Community Oriented Policing

MIPD increased patrols during the Memorial Day weekend, ensuring the safety of residents, businesses and visitors. In addition, the MIPD's Honor Guard proudly participated in the Marco Island Memorial Day Ceremony, honoring the brave men and women who made the ultimate sacrifice.

We appreciate American Legion Post 404 for inviting us to participate and ensuring that those members of our local heroes are remembered.



May Police Activity Crime Report:

In May 2025, 49 incidents were reported to the Marco Island Police Department. When compared to this time last year, property crimes increased 28% (59 vs. 46), crimes against persons decreased by 51% (14 vs. 29), miscellaneous crimes decreased 43% (22 vs. 39), crimes against society, such as DUIs and narcotics decreased 40% (9 vs. 15).

Note: Non-Criminal incidents are reports that do not have a criminal offense or are information reports. Examples include fraud cases (outside of Marco Island jurisdiction), assistance to other agencies, lost and found items, and medical assists.

2025 vs. 2024 Crimes by Category, Non-Criminal Offenses						
May-2025			May-2024			% of Change
Crimes against Persons	# of incidents	Year to Date	Crimes against Persons	# of incidents	Year to Date	May '25 v. May '24 YTD
Sex Offenses	0		2 Sex offense	1	1	
Domestic Battery	1		5 Domestic Battery	2	6	
Assault	0		6 Assault	6	21	
Intimation/Stalking	0		1 Intimation/Stalking	0	1	
Total	1	14	Total	9	29	-89%
Property Crimes			Property Crimes			-51%
Robbery	0		0 Robbery	0	1	
Burglary	0		0 Burglary	0	1	
Burglary Auto	0		2 Burglary Auto	0	1	
Motor Vehicle Theft	0		2 Motor Vehicle Theft	0	0	
Theft	5	32	Theft	9	30	
Criminal Mischief/ Vandalism	2	16	Criminal Mischief/ Vandalism	3	8	
Fraud	1	7	Fraud	4	5	
Total	8	59	Total	16	46	-50%
Misc. Crimes			Misc. Crimes			28%
Others (Trespass, Warrants, etc)	1	8	Others (Trespass, Warrants, etc)	5	21	
Hit and Run	1	11	Hit and Run	0	9	
Disorderly Conduct	0		Disorderly Conduct	0	0	
Criminal Traffic	1	3	Criminal Traffic	3	6	
Resisting LEO w/Violence	0	0	Resisting LEO w/Violence	1	1	
Fleeing and Eluding	0	0	Fleeing and Eluding	1	1	
Total	3	22	Total	10	39	-70%
Crimes against Society			Crimes against Society			-43%
DUI	0	8	DUI	3	11	
Narcotics	1	1	Narcotics	1	4	
Total	1	9	Total	4	15	-75%
Other Incidents			Other Incidents			-40%
Marchman Act	1	5	Marchman Act	2	6	
Baker Act	1	12	Baker Act	2	11	
Operation Medicine Cabinet	2	13	Operation Medicine Cabinet	3	10	
Non-Criminal incidents	32	219	Non-Criminal incidents	41	223	
Total	36	249	Total	48	250	-25%
						0

Note: Multiple criminal offenses may have occurred within some incidents. This reporting aligns with new crime data collection requirements from the Florida Department of Law Enforcement and the FBI. This announcement for crime reporting was covered in the February 2022 monthly report. Non-criminal incidents are reports that do not have a criminal offense or are information reports. Examples include fraud cases (outside of Marco Island jurisdiction), other agency assists, lost and found items and medical assists.

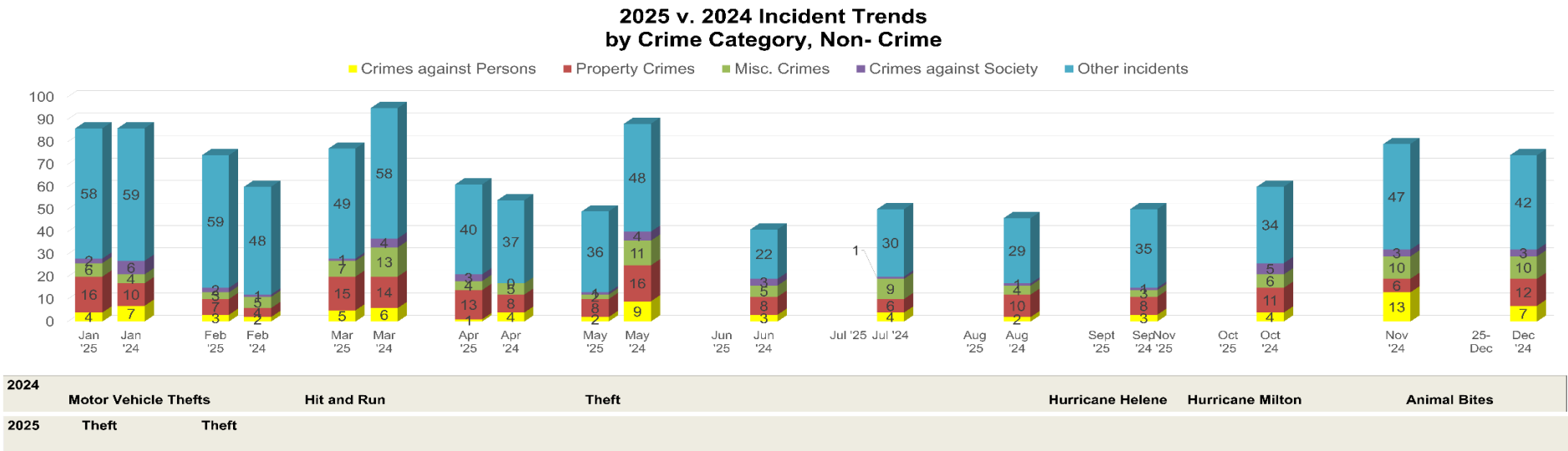
*Marchman Act: Florida Substance Abuse Impairment Act F.S.S Chapter 397

* Baker Act: Florida Mental Health Act F.S.S Chapter 394

2025. vs 2024 Incident Trend

In May 2025, the Marco Island Police Department responded to 32 non-criminal incidents, showcasing the broad spectrum of situations requiring our attention and support. Of these incidents, 25% were related to suspicious activities. Another 20% of the reports involved lost or found property, with MIPD taking on the responsibility of safeguarding items in our property and evidence department until the rightful owners can be located. Additionally, 12% of reports reflect our assistance to other agencies, including Collier EMS, the Marco Island Fire Department, and various law enforcement entities. Domestic disturbances accounted for 4% of the reports.

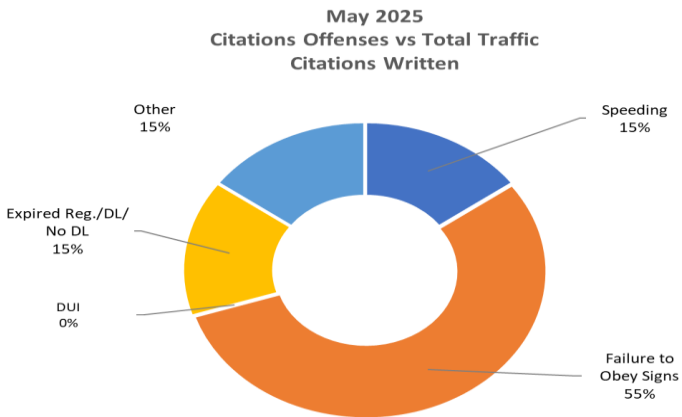
This data underscores the diverse and proactive role the Marco Island Police Department plays in both public safety and community support. When compared to May of the previous year, there was a 21% decrease (32 v. 41) in non-criminal incident reports.



Traffic

In May 2025, there were 25 traffic citations issued by the Marco Island Police Department. Of the citations issued, 55% were for failure to obey traffic signs or traffic lights, 15% were due to an excess in posted speed, 15% of citations were for operating a motor vehicle with an expired registration or driver’s license, and one citation was issued for a stop sign violation. Additionally, MIPD seized 5 licenses due to license suspension or revocation and made 2 criminal traffic arrests for driving under the influence.

The Marco Island Police Department uses citizen complaints, known problem areas, and crash data analysis to determine our traffic enforcement strategies.



Detective Bureau Monthly Investigative Report

Detective Bureau data reflects the number of cases assigned to the bureau each month. These totals do not account for active investigations carried over from previous months and, therefore, do not reflect the bureau's overall caseload.

Case Type	Jan	Feb	Mar	Apr	May	Jun	Jul	Aug	Sept	Oct	Nov	Dec	TOTAL	YEAR
Death Investigations	1	2	2	1	3								9	2024
	1	1	2	1	3								8	2025
Robbery	1	0	0	0	0								1	2024
	0	0	0	0	0								0	2025
Sexual Battery/Sex Crime/ICAC	1	0	1	0	2								4	2024
	0	2	1	0	0								3	2025
Child Abuse/Neglect	1	0	0	0	1								2	2024
	0	0	0	0	1								1	2025
Conveyance Burglary	3	0	2	0	0								5	2024
	1	2	1	1	0								5	2025
Burglary	0	0	1	0	0								1	2024
	0	0	1	0	0								1	2025
Trespassing	1	0	3	3	2								9	2024
	0	0	5	2	2								9	2025
GTA & Recovery	2	0	1	0	0								3	2024
	0	0	2	0	0								2	2025
Theft/Grand & Petit	1	4	4	8	7								24	2024
	8	4	8	3	5								28	2025
Fraud	0	0	0	0	5								5	2024
	2	1	1	2	1								7	2025
Vandalism	3	0	2	1	4								10	2024
	4	1	6	7	2								20	2025
Battery/Assault	5	1	6	1	3								16	2024
	1	1	5	1	1								9	2025
Domestic Violence	0	0	2	4	6								12	2024
	1	0	0	2	0								3	2025
Hit and Run/DUI Crash	1	2	5	0	1								9	2024
	1	4	6	5	2								18	2025
Other Arrests	8	2	7	1	8								26	2024
	0	0	6	3	3								12	2025
Other Custody/Marchman/Baker/RPC	1	5	5	2	4								17	2024
	1	4	4	6	3								18	2025
Missing Persons	0	0	2	0	4								6	2024
	1	0	2	0	0								3	2025
Suspicious Incidents/Non Criminal	4	6	22	11	18								61	2024
	4	3	12	10	12								41	2025
Sex Offender Check	0	0	0	2	0								2	2024
	0	0	1	2	0								3	2025
Search Warrants	0	2	0	0	0								2	2024
	0	0	0	0	0								0	2025
Reports Completed	81	70	91	54	87								383	2024
	55	77	85	65	109								391	2025
Dept Wide Evidence Intake	24	20	39	33	32								148	2024
	2	4	25	13	25								69	2025
Child Protection Team Interviews	0	1	0	0	0								1	2024
	0	0	0	0	0								0	2025
Employee Background Checks	0	1	5	0	0								6	2024
	2	3	3	2	2								12	2025
Other non-criminal related duties	26	32	27	15	17								117	2024
	11	22	13	16	16								78	2025
2024 TOTAL (Activities)	164	148	227	136	204	0	0	0	0	0	0	0	879	2024
2025 TOTAL (Activities)	95	129	189	141	187	0	0	0	0	0	0	0	741	2025

- The Detective Bureau handled 66% fewer (1 vs 3) Battery/Assault cases in 2025 compared to the same period in 2024. In addition, there has been a 33% decrease (18 v. 12) in Suspicious Incident cases. Theft cases are down 28% (5 vs 7) when compared to the same period last year.

May Marine Report

The Marine Report reflects activities conducted by MIPD Marine Officers while patrolling Marco Island's waterways and canals. These activities include proactive patrols to enforce marine and environmental regulations and promote boater safety.

In May 2025, there was a 10% decrease in total marine events when compared to May of 2024. Yet, there was a 23% increase in events from April 2025. Boater assists increased 10% (22 vs 20) from this time last year and citations dropped by 36% (44 vs 69) compared to May 2024. This decline is attributed to a strategic effort to focus patrols within the canals, targeting perceived wake zone violations in response to community outreach and feedback.

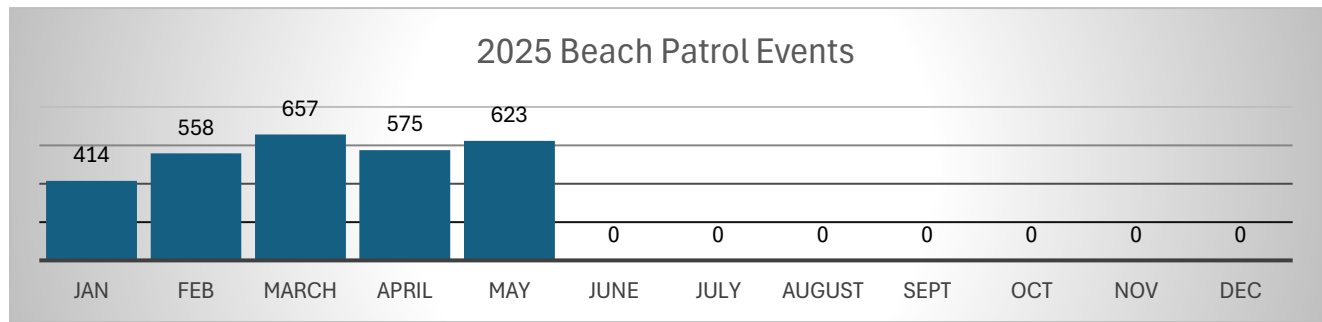
	Jan	Feb	Mar	Apr	May	Jun	Jul	Aug	Sept	Oct	Nov	Dec	TOTAL	YEAR
Canal, Bay River and Gulf Patrol	20	129	371	370	400	353	400	203	290	219	108	20	2883	2024
	101	200	286	299	338								1224	2025
Patrols / Business Checks	92	62	120	134	134	154	211	162	144	93	83	24	1413	2024
	84	65	134	136	190								609	2025
Vessel Stops	11	30	121	97	94	48	62	29	38	23	18	3	574	2024
	20	35	47	31	44								177	2025
Citations / Warning	13	31	122	99	69	51	64	36	42	26	18	3	574	2024
	23	51	50	34	44								202	2025
Sanitation Inspections - Factory Bay	6	6	6	6	6	6	0	3	3	0	4	4	50	2024
	5	4	3	3	7								22	2025
Sanitation Inspections - Smokehouse Bay	5	5	5	5	5	5	0	2	2	0	2	5	41	2024
	5	5	4	3	7								24	2025
Suspicious Vehicles	0	0	3	3	1	1	0	1	3	1	0	0	13	2024
	2	0	0	0	1								3	2025
Marine Emergency Response (MERT)	1	0	7	4	3	4	4	3	0	3	2	1	32	2024
	1	2	4	4	8								19	2025
Assist Boaters / Citizen Contacts	20	24	5	5	20	15	3	7	14	11	0	2	126	2024
	13	15	12	11	22								73	2025
Resource Checks	15	6	6	5	4	4	0	0	0	0	0	3	43	2024
	4	10	4	3	0								21	2025
Boater Safety Checks	9	16	33	44	39	39	40	17	16	3	8	2	266	2024
	9	18	18	20	27								92	2025
Marina Inspections	50	62	85	85	85	85	95	80	80	80	3	0	790	2024
	65	45	60	80	85								335	2025
Total Events	242	371	884	857	860	765	879	543	632	459	246	67	6805	2024
Total Events	332	450	622	624	773	0	0	0	0	0	0	0	2801	2025

*Sanitation Inspection: Enforcement of sanitation regulations to ensure environmental standards for waste are being met.

*Resource Checks: Enforcement of the Florida Administrative Code for Florida Saltwater Fishing Regulations.

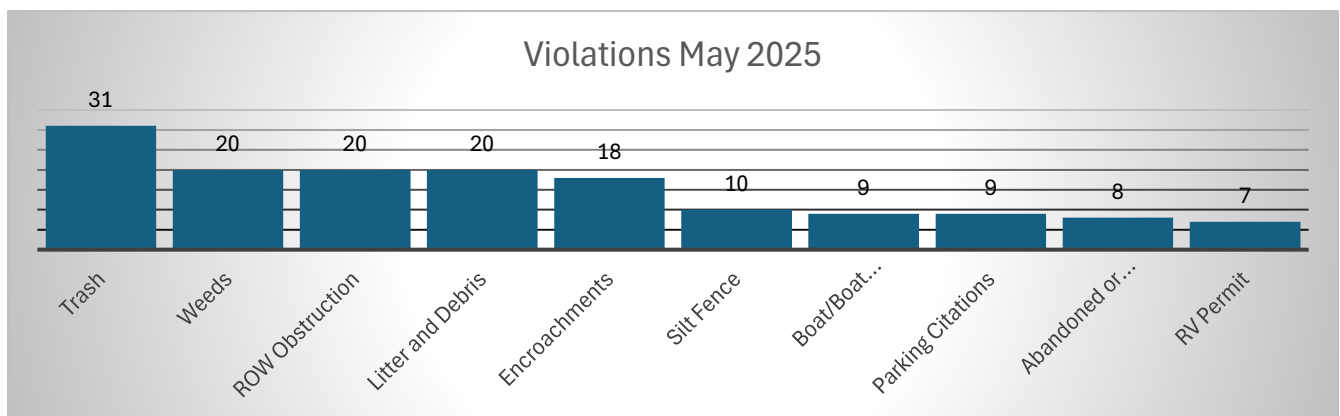
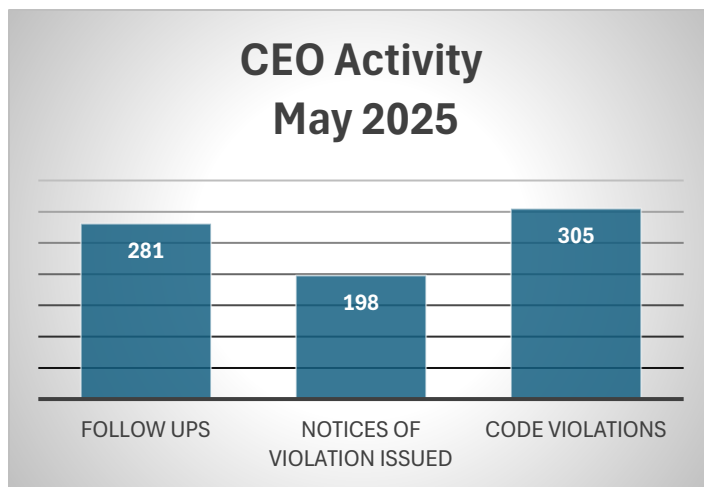
*Marina Inspections: Patrol and enforcement of marine regulations for vessels leaving and entering Marinas.

May 2025 Beach Patrol:



- With Sea Turtle Nesting Season beginning May 1st, Code Enforcement Officers have identified 17 nests as of May 29th.

May 2025 Code Enforcement Officer (CEO) Report:

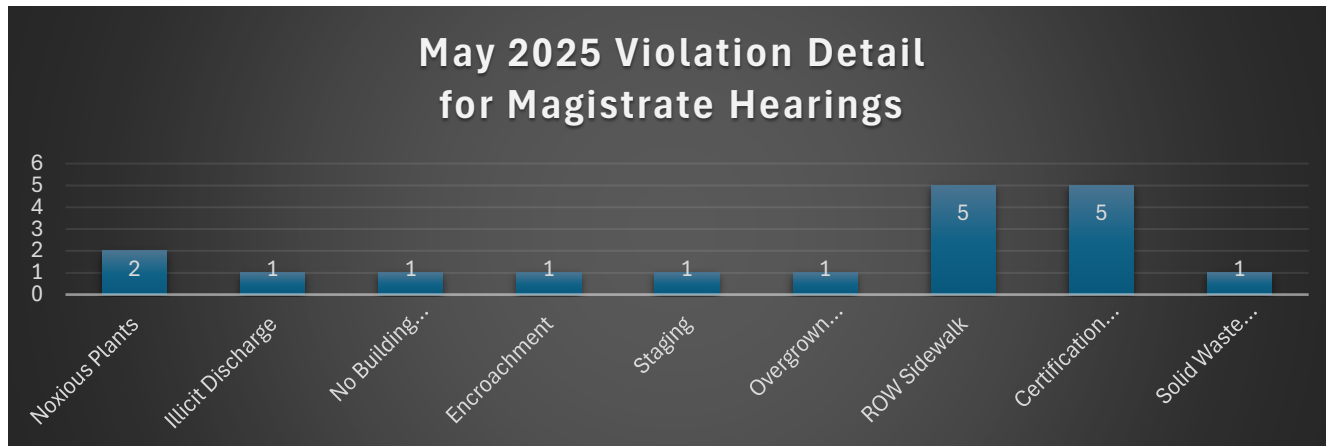


Code Officers' activity in May 2025 remained predominantly self-initiated, with self-initiated investigations exceeding dispatched cases by a substantial margin of 672 (740%). There was a 23 % increase in dispatched complaints from the same time last year. A consistent trend continues with trash violations ranking among the most common code enforcement issues; ROW obstruction violations are down 41% and Weeds violations are down 58% from May of 2024. The high volume of self-initiated investigations underscores the proactive efforts of Code Officers in identifying and addressing issues before they escalate or are formally reported.

***** This figure reflects the total number of violations and not the number of cases. This is to account for cases with multiple violations**

2025 Special Magistrate Hearings:

	25-Jan	25-Feb	25-Mar	25-Apr	25-May
Number of Cases Scheduled for Magistrate	26	20	18	23	16
Number of Cases for Certification of Fines	0	2	0	0	5
Number of Cases for Mitigation of Fines	8	4	0	1	0



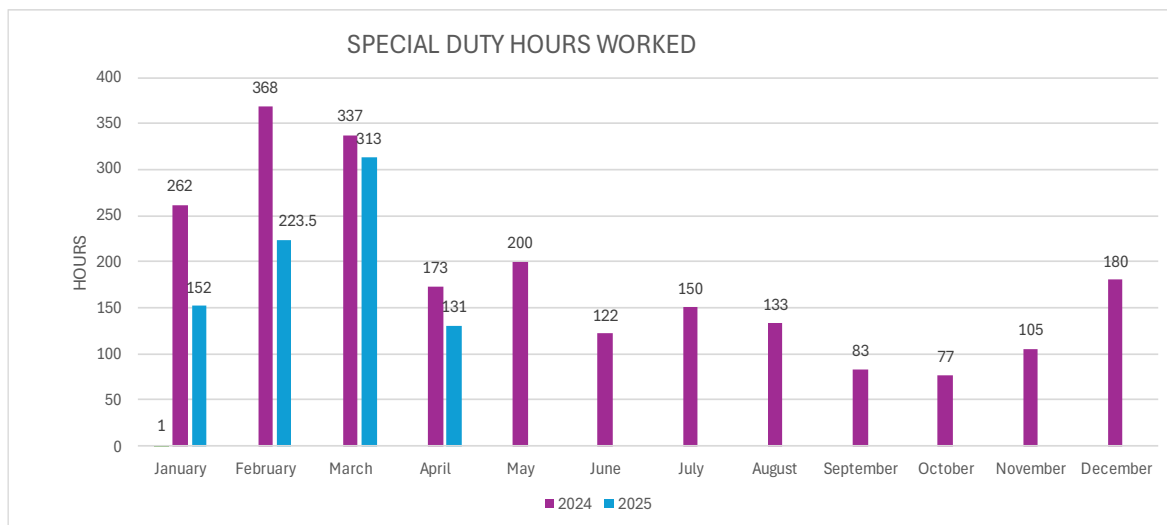
** There were 16 cases scheduled for the Special Magistrate Hearing in the month of May. 5 of these cases were for the Certification of Fines, which involves placing a lien for unpaid fines. There was no Mitigation of Fines on the May Docket. Mitigation is a structured process to evaluate reducing the financial penalty associated with a violation or offense.

For more information regarding the Special Magistrate Hearings please visit:

<https://marcoisland.legistar.com/Calendar.aspx>

Special Duty Details:

Special Duty Details refer to law enforcement duties performed for an outside vendor in addition to an officer's regularly scheduled work hours. These voluntary assignments include, but are not limited to, traffic and security at various locations. As expected after season and without the Farmers Market there was a large reduction in Special Duty hours. Special Duty assignments in May consisted of patrol and property surveillance hours for a private business.



Community Engagement Report

- Overall the MIPD social media is up 24.75% across all interactions from last month.

#Bettertogether Highlight

👮🏻👩🏻 Marco Island Police had a blast at the TEAM BASH today at Mackle Park!
Our officers loved scooping ice cream for the kids and families — smiles all around! 😊

Huge THANK YOU to Sweet Annie's Ice Cream and Beebe's Ice Cream for donating the delicious treats. You helped make the day extra sweet! ❤️

[#MIPD](#) [#TeamBash](#) [#MarcoIsland](#) [#CommunityFirst](#) [#SweetAnnies](#)
[#BeebesIceCream](#) [#ThankYou](#) [#MacklePark](#) [#IceCreamFun](#)



🐢🚗 Thank You, Marco Island! 🚗🐢

Last night, MIPD Code Enforcement was out on turtle patrol, and we were thrilled to see how clear and dark our beaches were. Thanks to YOU—our amazing community—for doing an awesome job keeping the lights low and the beaches clean. 💡🚫📢

Because of your efforts, our flippered friends have a safe space to nest.

Let's keep it up all season long! ❤️

[#MarcoIsland](#) [#TurtleSeason](#) [#DarkAndClear](#) [#ProtectOurTurtles](#) [#MIPD](#)

Members of the Marco Island Police Department attended the Collier County Sheriff's Office Law Enforcement Memorial Service on Monday, May 12th, 2025.

The ceremony was a powerful and moving tribute to those who made the ultimate sacrifice in the line of duty. A strong turnout reflected the deep respect and unwavering solidarity within our law enforcement community.

We will never forget. us 🤝

[#HonorTheFallen](#) [#NeverForget](#) [#LawEnforcementStrong](#) [#MarcoIslandPD](#)



At the May 5, 2025, Council Meeting, the Marco Island City Council proudly recognized Code Enforcement Officer Supervisor Keith Richter of the Marco Island Police Department with a 5-Year Service Award. This award celebrates Officer Richter's dedication, professionalism, and contributions to the safety and well-being of our community.

We are truly fortunate to have him as part of our team. Congratulations and thank you, Officer Richter, for your continued service!

[#CodeEnforcement](#) [#CommunityService](#) [#ServiceAward](#)
[#CommunityRecognition](#) [#BetterTogether](#)

Incidents	JAN	FEB	MAR	APR	MAY	JUN	JUL	AUG	SEP	OCT	NOV	DEC	Total YTD	
Community Oriented Policing Activities	1,780	1,733	1,751	1,758	1,763	2,058	1,978	1,798	1,698	1,597	1,559	1,791	21,264	2024
	1,868	1,716	1,893	1,463	1,641									2025
Extra Patrols	5,934	5,493	5,695	5,765	5,828	6,117	6,025	5,642	5,608	5,475	6,220	6,682	70,484	2024
	7,184	6,973	7,227	6,135	6,667									2025
Parking Complaints	50	84	101	45	28	14	44	26	17	9	30	15	463	2024
	14	49	45	30	18									2025
Noise Complaints	29	34	43	44	37	22	44	18	19	12	25	36	363	2024
	15	14	40	33	37									2025
Traffic Stops	479	331	333	322	486	437	441	327	301	304	386	382	4,529	2024
	361	437	470	386	424									2025
Noise Complaints Verified	3	0	2	1	0	0	5	6	3	1	1	3	25	2024
	0	1	1	2	0									2025
Traffic Citations	100	45	45	38	86	69	54	44	28	30	32	41	612	2024
	35	39	32	13	53									2025
Traffic, Parking & Vessel Written Warnings	95	116	217	158	124	138	180	148	100	77	90	53	1,496	2024
	95	107	111	99	69									2025
Vehicle Crash	32	24	42	30	19	13	21	12	8	10	20	28	259	2024
	29	55	49	58	27									2025
Crime or Incident Reports Taken	85	60	91	54	85	41	61	45	51	58	74	67	772	2024
	82	75	116	51	49									2025
Persons Arrested	9	2	10	3	12	5	9	7	5	10	10	10	92	2024
	7	2	1	3	3									2025
Total Incidents	8,596	7,922	8,330	8,218	8,468	8,914	8,862	8,073	7,838	7,583	8,447	9,108	100,359	2024
	9,690	9,468	9,985	8,273	8,988	0	0	0	0	0	0	0	0	2025

- Extra patrols have increased 14%, vehicle crashes have increased 42%, and parking complaints decreased 35% since May 2024

Calls for Service by Call Source:

Call Source	JAN	FEB	MAR	APR	MAY	JUN	JUL	AUG	SEP	OCT	NOV	DEC	Total YTD	
Officer/ Field Initiated	8,821	8,204	8,573	8,498	8,898	9,227	9,162	8,320	8,160	7,919	9,084	9,546	104,412	2024
	10,241	10,100	10,625	9,136	9,602								49,704	2025
911 Initiated	413	461	563	418	394	330	335	362	341	327	375	437	4,756	2024
	523	554	630	507	465								2,679	2025
Non- Emergency Dispatch Initiated	515	424	607	536	478	396	441	436	412	483	473	649	5,850	2024
	433	541	574	495	535								2,578	2025
Total Calls for Service	9,232	9,089	9,743	9,452	9,321	9,770	9,938	9,118	8,913	8,729	9,932	10,632	113,869	2024
	11,197	11,195	11,829	10,138	10,602	0	0	0	0	0	0	0	54,961	2025

* Calls for Service data, captured in the agency's Computer-Aided Dispatch (CAD) system, reflects any call that prompts a police officer or code enforcement officer to act or expend resources, whether initiated by the agency or the public. Notably, in May 2025, 8,602 more calls for service were officer-initiated in the field, than being driven by 911 or administrative dispatch. This reflects a continued emphasis on proactive policing.

Vehicle Count Daily Averages

Location	JAN	FEB	MAR	APR	MAY	JUN	JUL	AUG	SEP	OCT	NOV	DEC	Avg Daily YTD	
Jolley Bridge North bound	6,434	12,025	10,658	10,887	8,392	6,803	5,798	7,419	7,648	7,725	9,591	10,377	8,646	2024
	12,668	14,636	14,920	13,203	11,574	0	0	0	0	0	0	0	13,400	2025
Jolley Bridge South bound	8,427	12,120	10,413	9,945	8,520	6,461	2,071	5,526	9,954	8,527	12,704	12,767	8,953	2024
	15,121	16,875	16,726	14,432	12,173	0	0	0	0	0	0	0	15,065	2025

There was a 42% increase in daily traffic coming into Marco Island over the Jolley Bridge from May 2024 to May 2025.