



City of Marco Island

Meeting Date: June 1, 2026
To: City Council
From: Chief Tracy L. Frazzano
Through: Casey Lucius, Ph.D., City Manager
Re: April 2026 Monthly City Council Report

Employee News



Community Oriented Policing

On April 18th, Lt. Joe Belardo and Officer Ray Leshinger kicked things off at the YMCA of Collier County- Marco Island for Healthy Kids Day, where the energy was high and the smiles non-stop. From games to activities, the event provided a fun and engaging experience for local families and children. This day continued with the Autism Collier Spring Festival at Veterans Park, another incredible community event filled with fun, families, and community spirit. Your Marco Island Police Officers are proud to support the children and families of this beautiful island community.

On April 24th, Code Enforcement Officer (CEO) J.D. Shelton was recognized for his role in the new Code Bike Patrol program at the MIPD. He conducts weekly patrols to proactively address sidewalk issues and educate riders on bike safety rules.

The program was inspired by the Chief's desire to address violations related to overgrown vegetation obstructing sidewalks. CEO Shelton coordinated the program by mapping patrol routes and identifying hazards, with the goal of creating safer and more accessible pathways for everyone on Marco Island.



#BETTERTOGETHER



April Police Activity Crime Report:

In April 2026, 85 incidents were reported to the Marco Island Police Department. Crimes against persons decreased from 4 in April 2025 to 3 in April 2026. Property crimes increased from 8 to 13 compared to the same period last year, with fraud being the most frequently reported property crime. The department continues to educate residents about common scams targeting our community. Miscellaneous crimes increased by 40% compared to April 2025 due to increase in traffic enforcement. Crimes against society increased from 0 to 1 compared to April 2025. The Marco Island Police Department made 10 arrests in April 2026 on charges including liquor law violations, DUIs, theft, driving without a license, and battery.

2026 vs. 2025 Crimes by Category, Non-Criminal Offenses							
Apr-2026			Apr-2025			% of Change	
Crimes against Persons	# of incidents	Year to Date	Crimes against Persons	# of incidents	Year to Date	April '25 v. April '24	YTD
Sex offenses	0	0	Sex offenses	0	0		
Domestic Battery	6	11	Domestic Battery	2	4		
Assault	1	5	Assault	1	15		
Impersonation	0	0	Impersonation	1	1		
Intimidation/Stalking	0	1	Intimidation/Stalking	0	1		
Total	7	17	Total	4	21	75%	-19%
Property Crimes			Property Crimes				
Robbery	0	0	Robbery	0	1		
Burglary	4	4	Burglary	0	1		
Burglary Auto	2	2	Burglary Auto	0	1		
Bicycle Theft	1	1	Bicycle Theft	4	4		
Motor Vehicle Theft	1	1	Motor Vehicle Theft	0	0		
Theft	3	20	Theft	4	21		
Criminal Mischief/ Vandalism	1	6	Criminal Mischief/ Vandalism	0	5		
Fraud	6	9	Fraud	0	1		
Total	18	34	Total	8	34	125%	0%
Misc. Crimes			Misc. Crimes				
Others (Trespass, Warrants, etc)	4	16	Others (Trespass, Warrants, etc)	5	16		
Hit and Run	3	13	Hit and Run	0	9		
Resisting Officers	0	0	Resisting Officers	0	0		
Criminal Traffic	1	8	Criminal Traffic	0	3		
Open carry of weapon	0	0	Open carry of weapon	0	0		
Fleeing and Eluding	0	0	Fleeing and Eluding	0	0		
Total	8	37	Total	5	28	60%	32%
Crimes against Society			Crimes against Society				
DUI	1	3	DUI	0	8		
Narcotics	0	0	Narcotics	0	3	0%	
Total	1	3	Total	0	11	0%	-73%
Other Incidents			Other Incidents				
Marchman Act	1	6	Marchman Act	1	4		
Baker Act	1	10	Baker Act	1	9		
Operation Medicine Cabinet	3	9	Operation Medicine Cabinet	2	7		
Non-Criminal incidents	31	160	Non-Criminal incidents	33	182		
Total	36	185	Total	37	202	-3%	-8%

Note: Non-Criminal incidents are reports that do not have a criminal offense or are information reports. Examples include fraud cases (outside of Marco Island Jurisdiction), other agency assists, lost and found items, and medical assists.

Note: Non-Criminal incidents are reports that do not have a criminal offense or are information reports. Examples include fraud cases (outside of Marco Island jurisdiction), other agency assists, lost, and found items and medical assists.

Note: Multiple criminal offenses may have occurred within some incidents. This reporting aligns with new crime data collection requirements from the Florida Department of Law Enforcement and the FBI. This announcement for crime reporting was covered in the February 2022 monthly report. Non-criminal incidents are reports that do not have a criminal offense or are information reports. Examples include fraud cases (outside of Marco Island jurisdiction), other agency assists, lost and found items and medical assists.

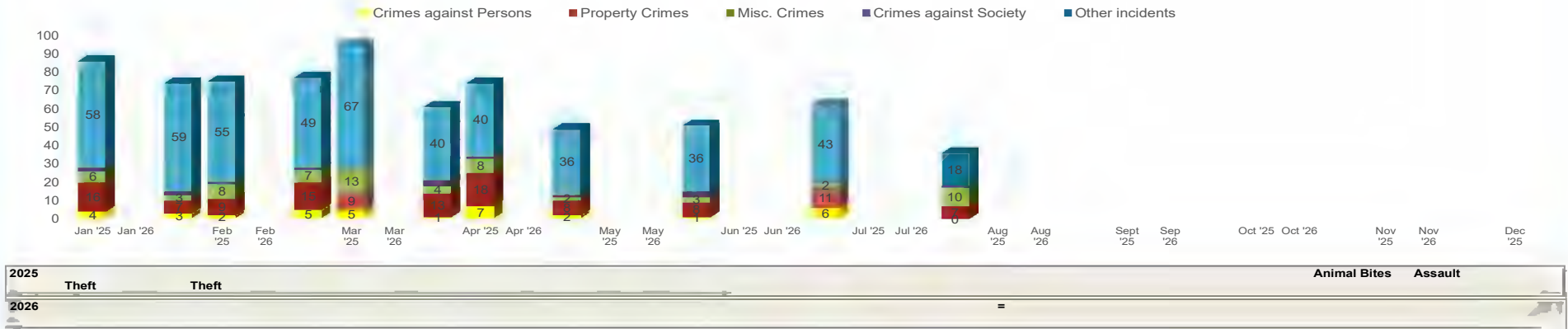
*Marchman Act: Florida Substance Abuse Impairment Act F.S.S Chapter 397

* Baker Act: Florida Mental Health Act F.S.S Chapter 394

2026. vs 2025 Incident Trend

In April 2026, there were 37 non-criminal incidents reported. 27% of non-criminal incident reports were comprised of suspicious incidents. 11% of reports referred to assistance to other agencies including Collier EMS, Marco Island Fire Department, and other law enforcement agencies. 15% of non-criminal incident reports are for lost and found property. The Marco Island Police Department will accept found property into our property and evidence department for safekeeping until an owner can be located.

2026 v. 2025 Incident Trends

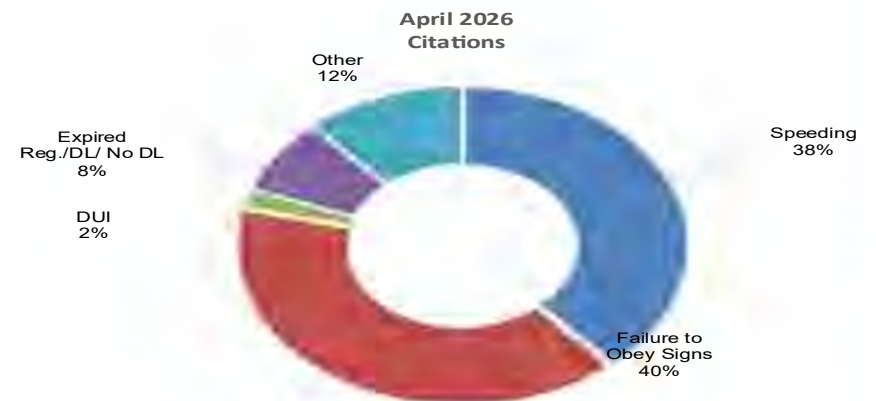


This data highlights the diverse range of incidents that the department responds to, emphasizing both public safety and community support.

Traffic Patrol

In April 2026, the Marco Island Police Department issued 220 traffic citations and warnings. Of the 55 citations issued, 41% were for failure to obey traffic signs or traffic lights. An additional 8% of citations were issued for operating a motor vehicle with an expired registration or driver's license, while 39% were for excess speeding. The remaining 12% were issued for other violations, including no insurance, improper turns, or careless driving. Officers also issued 5 criminal traffic citations for driving with a suspended license with knowledge and for driving under the influence. In addition, 3 seized driver's licenses and 2 license plates were seized during traffic stops.

In April 2026, MIPD officers conducted 31 bicycle and e-bike stops. Of those stops, 12 resulted in written warnings and 2 resulted in citations. Informational packets were supplied to riders during each stop. All stops resulted in corrective actions with lights, bells, and helmets distributed as needed.



Detective Bureau Monthly Investigative Report

Detective Bureau data reflects the number of cases assigned to the bureau each month. These totals do not account for active investigations carried over from previous months and, therefore, do not reflect the bureau's overall caseload.

Case Type	Jan	Feb	Mar	Apr	May	Jun	Jul	Aug	Sept	Oct	Nov	Dec	TOTAL	YEAR
Death Investigations	4	1	2	1									8	2025
	4	1	2	2									9	2026
Robbery	0	0	0	0									0	2025
	0	0	0	0									0	2026
Sexual Battery/Sex Crime/ICAC	0	2	1	0									3	2025
	0	1	2	1									4	2026
Child Abuse/Neglect	0	0	0	0									0	2025
	1	1	0	0									2	2026
Conveyance Burglary	1	2	1	1									5	2025
	0	0	1	1									2	2026
Burglary	1	0	0	0									1	2025
	0	0	1	1									2	2026
Trespassing	0	0	5	2									7	2025
	5	2	4	4									15	2026
GTA & Recovery	2	0	1	0									3	2025
	0	0	0	1									1	2026
Theft/Grand & Petit	7	5	9	2									23	2025
	5	4	5	5									19	2026
Fraud	2	6	2	2									12	2025
	1	3	1	7									12	2026
Vandalism	3	0	4	7									14	2025
	2	0	2	1									5	2026
Battery/Assault	3	1	2	0									6	2025
	2	2	2	4									10	2026
Domestic Violence	2	0	2	0									4	2025
	0	1	2	1									4	2026
Hit and Run/DUI Crash	2	4	4	7									17	2025
	3	2	6	5									16	2026
Other Arrests	3	0	1	3									7	2025
	1	2	8	6									17	2026
Other Custody/Marchman/Baker/RPC	1	3	4	6									14	2025
	6	4	5	1									16	2026
Missing Persons	1	0	0	0									1	2025
	0	1	0	0									1	2026
Suspicious Incidents/Non Criminal	44	33	55	28									160	2025
	33	24	47	33									137	2026
Sex Offender Check	0	0	1	2									3	2025
	0	0	1	0									1	2026
Arrest/Search Warrants	0	0	0	0									0	2025
	0	1	0	0									1	2026
Reports Completed	72	78	91	51									292	2025
	118	64	95	97									374	2026
Dept Wide Evidence Intake	25	24	11	13									73	2025
	12	27	12	27									78	2026
Child Protection Team Interviews	0	0	0	0									0	2025
	0	0	0	0									0	2026
Employee Background Checks	0	0	0	0									0	2025
	2	0	0	0									2	2026
Other non-criminal related duties	15	14	19	16									64	2025
	18	10	11	15									54	2026
2025 TOTAL (Activities)	188	173	215	141	0	0	0	0	0	0	0	0	717	2025
2026 TOTAL (Activities)	213	150	207	212	0	0	0	0	0	0	0	0	782	2026

- Battery/Assault cases increased compared to the same period last year (4 vs 0). Suspicious Incident cases increased by 18% (33 vs. 28), and Theft cases reflected a 150% increase (5 vs. 2) compared to the same period last year.

April Marine Report

The Marine Report reflects activities conducted by MIPD Marine Officers while patrolling Marco Island's waterways and canals. These efforts include proactive patrols focused on enforcing marine and environmental regulations and promote boater safety throughout the community. Marine Unit officers also participated in several community speaking engagements, providing updates on water quality, derelict vessels, anchoring regulations, and ongoing progress related to the Seakeepers Project. Presentations were delivered at the Sail and Boating Club monthly meeting, the Waterway Committee, Flotilla 95 and Leadership Collier. While MIPD doesn't respond to all Marine Emergency Response Team (MERT) calls, those incidents increased by 125% (9 vs. 4) compared to the same period last year.

	Jan	Feb	Mar	Apr	May	Jun	Jul	Aug	Sept	Oct	Nov	Dec	TOTAL	YEAR
Canal, Bay River and Gulf Patrol	101	200	286	299	338	155	200	175	230	225	158	155	2522	2025
	105	335	208	290										2026
Patrols / Business Checks	84	65	134	136	190	101	117	119	120	115	110	35	1326	2025
	75	75	150	122										2026
Vessel Stops	20	35	47	31	44	14	15	14	10	11	21	13	275	2025
	24	30	39	32										2026
Citations / Warning	23	51	50	34	44	16	16	16	12	12	23	15	312	2025
	24	30	41	36										2026
Sanitation Inspections - Factory Bay	5	4	3	3	7	5	4	2	4	0	0	0	37	2025
	0	0	2	0										2026
Sanitation Inspections - Smokehouse Bay	5	5	4	3	7	4	6	2	1	1	0	0	38	2025
	0	0	0	0										2026
Suspicious Vehicles	2	0	0	0	1	2	1	1	3	2	0	0	12	2025
	0	0	11	14										2026
Marine Emergency Response (MERT)	1	2	4	4	8	2	2	2	1	2	1	2	31	2025
	6	4	14	9										2026
Assist Boaters / Citizen Contacts	13	15	12	11	22	4	2	3	1	3	5	0	91	2025
	12	6	12	14										2026
Resource Checks	4	10	4	3	0	2	1	3	3	0	2	2	34	2025
	0	4	2	2										2026
Boater Safety Checks	9	18	18	20	27	15	10	10	10	8	5	1	151	2025
	12	20	16	21										2026
Marina Inspections	65	45	60	80	85	85	68	65	60	55	48	38	754	2025
	75	69	70	72										2026
Total Events	332	450	622	624	773	405	442	412	455	434	373	261	5583	2025
Total Events	333	573	565	612	0	0	0	0	0	0	0	0	0	2026

*Sanitation Inspection: Enforcement of sanitation regulations to ensure environmental standards for waste are being met.

*Resource Checks: Enforcement of the Florida Administrative Code for Florida Saltwater Fishing Regulations.

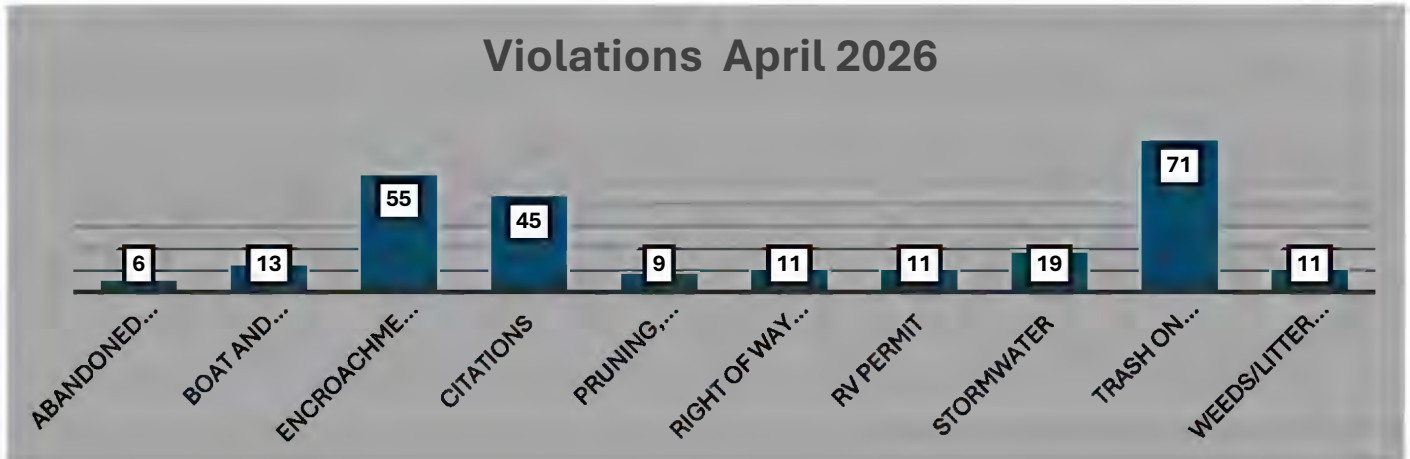
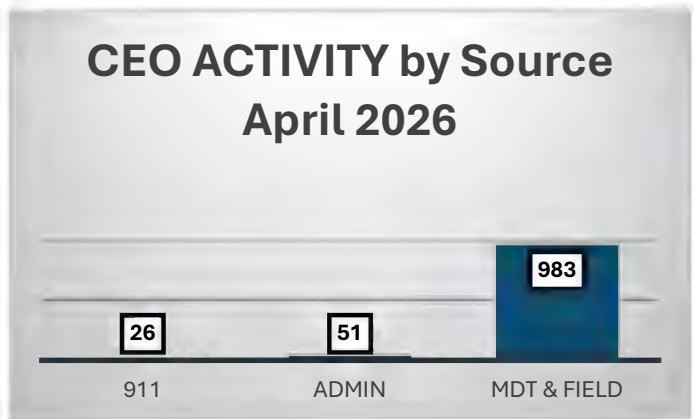
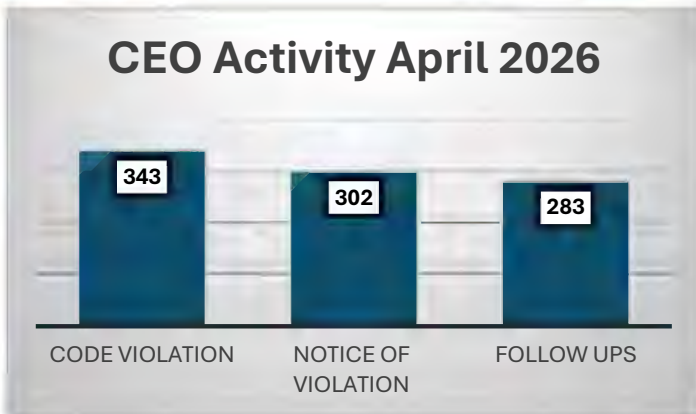
*Marina Inspections: Patrol and enforcement of marine regulations for vessels leaving and entering Marinas.

April 2026 Beach Patrol:



Beach Patrol activity in April decreased by 11% (370 vs. 415) compared to the previous month. Code Enforcement Officers issued 18 warnings, including 5 for glass, 2 for bicycles, 6 non-service dogs, and 2 for grills on the beach. Code Enforcement Officers were also dispatched to 13 calls via 911 and dispatcher notifications. Officers continue to provide daily services to beachgoers.

April 2026 Code Enforcement Officer (CEO) Report:



Code Enforcement Officer (CEO) activity in April 2026 remained predominantly self-initiated, with such investigations accounting for over 92% of all calls. Trash violations increased 5% (71 vs 67), and parking citations decreased 26% (45 vs 59), compared to last month. The high volume of self-initiated investigations underscores the proactive efforts of Code Enforcement Officers in identifying and addressing issues before they escalate or are formally reported.

***** This figure reflects the total number of violations and not the number of cases. This is to account for cases with multiple violations**

Special Magistrate Hearings - 2026:

	26-Jan	26-Feb	26-Mar	26-Apr	26-May	26-Apr	26-May	26-Jun	26-Jul	26-Aug	26-Sep	26-Oct	26-Nov	26-Dec
Number of Cases Scheduled for Magistrate	15	9	0	26										
Number of Cases Scheduled for Certification of Fines	10	1	0	4										
Number of Cases for Mitigation of Fines	7	0	0	4										

Special Magistrate Cases April 2026



There were 34 total cases presented at the Special Magistrate Hearing in the month of April. This included 4 Certification of Fines, which involves placing a lien for unpaid fines, and 4 cases for Mitigation of Fines. Mitigation is a structured process to evaluate reducing the financial penalty associated with a violation of offense.

For more information regarding the Special Magistrate Hearings please visit:

<https://marcoisland.legistar.com/Calendar.aspx>

Special Duty Details:



Special Duty Details refer to law enforcement duties performed for an outside vendor in addition to an officer's regularly scheduled work hours. These voluntary assignments include, but are not limited to, traffic and security at various locations. April 2026 Special Duty hours totaled 161.5, representing a 15% decrease compared to the 191.5 hours worked during the same period last year. Details decline following the end of the Farmers Market and Easter.

Community Engagement Report

Overall the MIPD social media is up .4% for followers compared to last month

#Bettogether Highlight (4-8-26)

Thank you to everyone who joined us for the City of Marco Island's Sea Turtle Open House! We appreciate our residents, visitors, and community partners for coming out, asking questions, and supporting marine wildlife protection on Marco Island. Let's work together for a safe and successful nesting



Top Performing Posts

4-27-26

This weekend, the MIPD responded to a report of a lost dog in severe distress after being found swimming in a canal. Thanks to the quick actions of nearby residents and the decisive response of Police Officer Jeff Stafford, the dog was safely rescued and later reunited with her owner. 🐕🐶

We extend our sincere appreciation to all community members who assisted during this incident. Your vigilance and cooperation continue to contribute to the safety and well-being of both our residents and their pets. ❤️🌴

4-10-26

Great day at the Guy Fieri First Responder Event! Marco Island PD was proud to stand alongside our local first responders as we honored the dedication and sacrifices of those who serve our communities. Thank you to the community of Naples, the Naples Police Department, and all the agencies who came out in support. We are grateful for the partnership, unity, and shared commitment to keeping our communities safe.



4-1-26

Thank you to the Marco Island Rotary Club for welcoming Sgt. Ryan Montgomery and Officer Josh Ferris from the MIPD Marine Unit!

They provided a presentation on:

- Local water quality
- Ongoing efforts to address derelict vessels
- Updates on the SeaKeeper Mapping project

We appreciate the opportunity to partner with our community and continue working together to protect Marco Island's waterways.

Total Incidents:

Incidents	JAN	FEB	MAR	APR	MAY	JUN	JUL	AUG	SEP	OCT	NOV	DEC	Total YTD	
Community Oriented Policing Activities	1,868	1,716	1,893	1,463	1,641	1,574	1,613	1,570	1,913	2,112	2,102	2,383	21,848	2025
	2,803	2,323	2,488	2,202									9,816	2026
Extra Patrols	7,184	6,973	7,227	6,135	6,667	6,202	6,709	6,739	8,217	9,784	9,342	10,583	91,762	2025
	10,531	8,474	8,687	7,663									35,355	2026
Parking Complaints	14	49	45	30	18	9	16	55	41	45	27	25	374	2025
	33	34	68	86									221	2026
Noise Complaints	15	14	40	33	37	22	35	35	14	18	11	24	298	2025
	13	17	28	36									94	2026
Traffic Stops	361	437	470	386	424	380	460	495	454	705	591	614	5,777	2025
	663	723	759	523									2,668	2026
Noise Complaints Verified	0	1	1	2	0	0	4	6	4	1	0	1	20	2025
	1	7	13	10									31	2026
Traffic Citations	35	39	32	13	53	18	31	31	32	44	58	43	429	2025
	62	120	79	55									316	2026
Traffic, Parking & Vessel Written Warnings	95	107	111	99	69	68	81	81	94	113	118	83	1,119	2025
	145	178	220	201									744	2026
Vehicle Crash	29	55	49	58	27	11	26	20	27	18	35	39	394	2025
	36	36	56	38									166	2026
Crime or Incident Reports Taken	82	75	116	51	49	50	62	35	15	63	55	79	732	2025
	75	54	95	74									298	2026
Persons Arrested	7	2	1	3	3	3	3	4	7	5	4	8	50	2025
	2	4	9	10									25	2026
Total Incidents	9,690	9,468	9,985	8,273	8,988	8,337	9,040	9,071	10,818	12,908	12,343	13,882	122,803	2025
	14,364	11,970	12,502	10,898	0	0	0	0	0	0	0	0	49,734	2026

- Noise complaints have decreased 9% (36 vs 33), and parking complaints have increased by 170% (86 vs 30), when compared to the same time last year.

Calls for Service by Call Source: Vehicle Count Daily Averages

Call Source	JAN	FEB	MAR	APR	MAY	JUN	JUL	AUG	SEP	OCT	NOV	DEC	Total YTD	
Officer/ Field Initiated	10,241	10,100	10,625	9,136	9,602	8,964	9,624	9,720	11,466	14,066	13,382	14,415	131,341	2025
	14,982	12,451	13,063	11,541									52,037	2026
911 Initiated	523	554	630	507	465	446	433	449	383	393	445	448	5,676	2025
	523	559	746	645									2,473	2026
Non- Emergency Dispatch Initiated	433	541	574	495	535	462	490	423	399	456	441	519	5,768	2025
	480	440	603	523									2,046	2026
Total Calls for Service	11,197	11,195	11,829	10,138	10,602	9,872	10,547	10,592	12,248	14,915	14,268	15,382	142,785	2025
	15,985	13,450	14,412	12,709	0	0	0	0	0	0	0	0	56,556	2026

* Calls for Service data, captured in the agency's Computer-Aided Dispatch (CAD) system, reflects any call that prompts a police officer or code enforcement officer to act or expend resources, whether initiated by the agency or the public. Notably, in April 2026, 90% of calls for service were officer-initiated in the field, as opposed to being driven by 911 or administrative dispatch. This reflects a continued emphasis on proactive policing. Conversely, 911 calls decreased 13% for April 2026 when compared to March 2026 (645 vs 746).

Location	JAN	FEB	MAR	APR	MAY	JUN	JUL	AUG	SEP	OCT	NOV	DEC	Avg Daily YTD	
Jolley Bridge North bound	12,668	14,636	14,920	13,203	11,574	10,903	6,528	9,421	10,252	11,881	11,820	12,080	11,657	2025
	13,831	15,071	15,109	14,252									14,566	2026
Jolley Bridge South bound	15,121	16,875	16,726	14,432	12,173	8,918	10,468	10,607	10,729	11,335	13,487	13,885	12,896	2025
	15,586	13,533	14,951	15,104									14,794	2026

Average daily traffic coming onto Marco Island via the Jolly Bridge increased almost 5% percent from April 2025 to April 2026.