



City of Marco Island

Meeting Date: January 5, 2026

To: City Council

From: Chief Tracy L. Frazzano

Through: Casey Lucius, Ph.D., Interim City Manager

Re: November 2025 Monthly City Council Report

Employee News



On November 8th, MIPD employees teamed up with Meals of Hope and other Marco Island community members at the Marco Island Charter Middle School for a service filled Saturday. Our team helped create more than 205,000 meals to fight hunger this holiday season. These employees exemplify *better together* by lifting families in need.

Community Oriented Policing

On November 5th, the MIPD held a Bike Rodeo and Bicycle Safety Event at Marco Island Charter Middle School. The riders were able to learn essential safety tips, practice their riding skills, all while having fun. We are thankful to the Island Bicycle Shop and Sun N Fun Sports for assisting us with this fun-filled, educational, and exciting event.



November Police Activity Crime

Report:

In November 2025, 55 incidents were reported to the Marco Island Police Department. Total crimes against persons decreased by 92% (1 vs. 13) compared to the same time last year. Property crimes increased by 33% (8 vs. 6) compared to last year. Miscellaneous crimes decreased by 30% (7 vs. 10). In November 2025, there were no crimes against society. The Marco Island Police Department had 4 arrests in November 2025 for fleeing and eluding, out of county warrant, hit and run, and domestic violence.

2025 vs. 2024 Crimes by Category, Non-Criminal Offenses							
Nov-2025			Nov-2024			% of Change	
Crimes against Persons	# of incidents	Year to Date	Crimes against Persons	# of incidents	Year to Date	NOV '25 v. NOV '24	YTD
Sex offense	0	2	Sex offenses	2	7	-92%	-58%
Domestic Battery	1	12	Domestic Battery	5	14		
Assault	0	9	Assault	6	30		
Intimation/Stalking	0	0	Intimidation/Stalking	0	4		
Total	1	23	Total	13	55		
Property Crimes			Property Crimes			33%	9%
Robbery	1	1	Robbery	0			
Burglary	0	5	Burglary	0	2		
Motor Vehicle Theft	0	5	Motor Vehicle Theft	0	3		
Theft	4	48	Theft	6	66		
Criminal Mischief/ Vandalism	2	28	Criminal Mischief/ Vandalism	0	13		
Fraud	1	14	Fraud	0	9		
Total	8	101	Total	6	93		
Misc. Crimes			Misc. Crimes				
Others (Trespass, Warrants, etc)	4	24	Others (Trespass, Warrants, etc)	6	39		
Hit and Run	2	23	Hit and Run	1	14		
Criminal Traffic	1	19	Criminal Traffic	2	19		
Resisting LEO	0	0	Resisting LEO	1	2		
Total	7	66	Total	10	74	-30%	-11%
Crimes against Society			Crimes against Society			0%	-56%
DUI	0	10	DUI	2	18		
Narcotics	0	2	Narcotics	1	9		
Total	0	12	Total	3	27		
Other Incidents			Other Incidents				
Marchman Act	1	10	Marchman Act	1	12	-17%	-14%
Baker Act	1	34	Baker Act	3	24		
Operation Medicine Cabinet	1	26	Operation Medicine Cabinet	2	19		
Non-Criminal incidents	36	328	Non-Criminal incidents	41	407		
Total	39	398	Total	47	462		

Note: Non-Criminal incidents are reports that do not have a criminal offense or are information reports. Examples include fraud cases (outside of Marco Island jurisdiction), other agency assists, lost, and found items and medical assists.

Note: Multiple criminal offenses may have occurred within some incidents. This reporting aligns with new crime data collection requirements from the Florida Department of Law Enforcement and the FBI. This announcement for crime reporting was covered in the February 2022 monthly report. Non-criminal incidents are reports that do not have a criminal offense or are information reports. Examples include fraud cases (outside of Marco Island jurisdiction), other agency assists, lost and found items and medical assists.

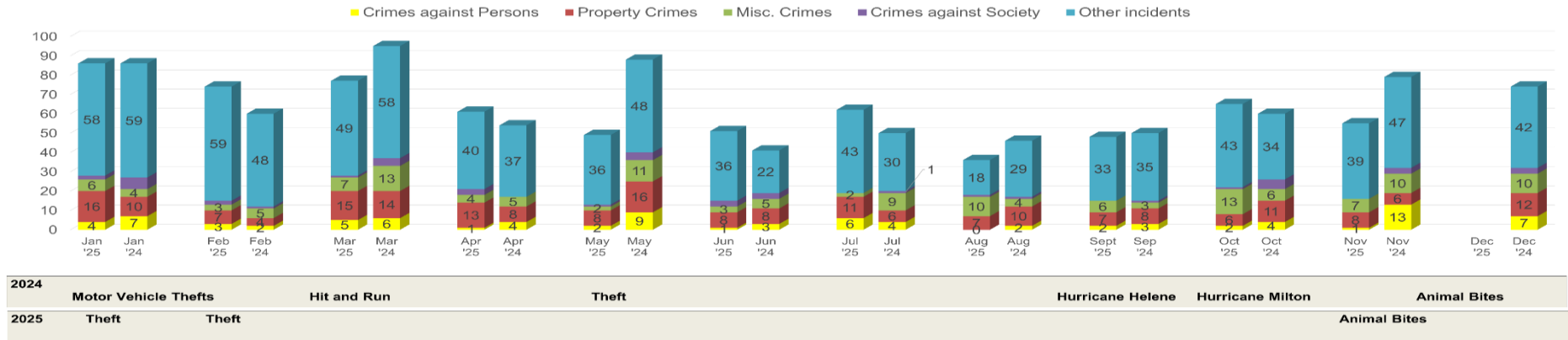
*Marchman Act: Florida Substance Abuse Impairment Act F.S.S Chapter 397

* Baker Act: Florida Mental Health Act F.S.S Chapter 394

2025. vs 2024 Incident Trend

In November 2025, there were 36 non-criminal incidents reported. 8% of non-criminal incident reports were comprised of suspicious incidents. 11% of reports referred to assistance to other agencies including Collier EMS, Marco Island Fire Department, and other law enforcement agencies. 28% of non-criminal incident reports are for lost and found property. The Marco Island Police Department will accept found property into our property and evidence department for safekeeping until an owner can be located. 6% of reports were due to animal bites.

**2025 v. 2024 Incident Trends
by Crime Category, Non- Crime**

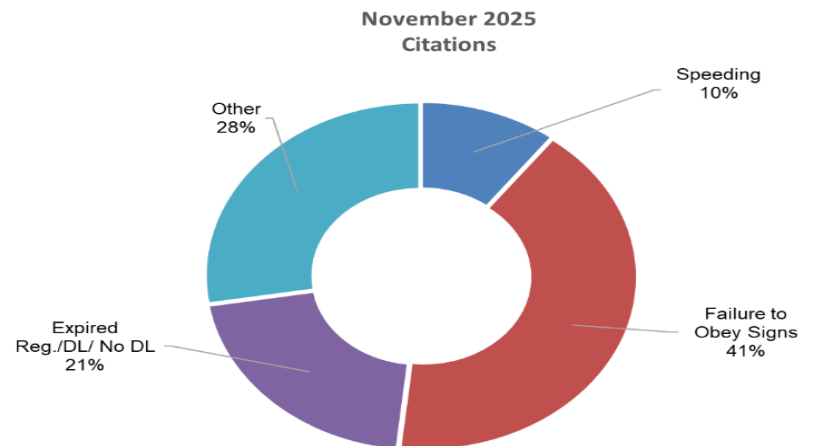


This data highlights the diverse range of incidents that the department responds to, emphasizing both public safety and community support.

Traffic Patrol

In November 2025, there were 153 traffic citations and warnings issued by the Marco Island Police Department. Of the 58 written citations issued, 41% were for failure to obey traffic signs or traffic lights. 21% of citations were for operating a motor vehicle with an expired registration or driver's license. 28% of citations were issued for other citations such as sunshade tint, improper turns, or seatbelt violations. In November 2025, there was 1 criminal notice to appear citation due to a hit and run. 1 driver's license and 1 license plate was seized during traffic stops.

In November 2025, MIPD officers conducted 121 bicycle and e-bike stops. All stops resulted in corrective actions with lights, bells, and helmets distributed as needed. Informational packets were also supplied to riders.



Detective Bureau Monthly Investigative Report

Detective Bureau data reflects the number of cases assigned to the bureau each month. These totals do not account for active investigations carried over from previous months and, therefore, do not reflect the bureau's overall caseload.

Case Type	Jan	Feb	Mar	Apr	May	Jun	Jul	Aug	Sept	Oct	Nov	Dec	TOTAL	YEAR
Death Investigations	1	2	2	1	3	0	1	1	0	1	1		13	2024
	1	1	2	1	3	0	0	2	1	1	2		14	2025
Robbery	1	0	0	0	0	0	0	0	0	0	0		1	2024
	0	0	0	0	0	0	0	0	0	0	1		1	2025
Sexual Battery/Sex Crime/ICAC	1	0	1	0	2	1	1	0	2	0	1		9	2024
	0	2	1	0	0	1	0	0	0	3	0		7	2025
Child Abuse/Neglect	1	0	0	0	1	1	0	3	2	1	1		10	2024
	0	0	0	0	1	0	0	0	0	0	1		2	2025
Conveyance Burglary	3	0	2	0	0	0	1	0	0	1	0		7	2024
	1	2	1	1	0	2	2	0	2	3	1		15	2025
Burglary	0	0	1	0	0	0	0	0	0	0	1		2	2024
	0	0	1	0	0	0	1	0	1	0	0		3	2025
Trespassing	1	0	3	3	2	0	0	0	1	2	1		13	2024
	0	0	5	2	2	2	0	0	0	4	0		15	2025
GTA & Recovery	2	0	1	0	0	0	0	1	1	0	0		5	2024
	0	0	2	0	0	1	0	1	0	0	0		4	2025
Theft/Grand & Petit	1	4	4	8	7	5	1	3	5	5	4		47	2024
	8	4	8	3	5	1	2	2	3	2	5		43	2025
Fraud	0	0	0	0	5	15	3	1	3	1	0		28	2024
	2	1	1	2	1	2	1	2	1	1	0		14	2025
Vandalism	3	0	2	1	4	1	0	0	1	1	0		13	2024
	4	1	6	7	2	3	3	0	1	0	2		29	2025
Battery/Assault	5	1	6	1	3	3	0	2	1	1	4		27	2024
	1	1	5	1	1	1	3	0	1	2	0		16	2025
Domestic Violence	0	0	2	4	6	0	2	2	0	1	5		22	2024
	1	0	0	2	0	0	1	0	1	0	2		7	2025
Hit and Run/DUI Crash	1	2	5	0	1	1	1	0	0	3	0		14	2024
	1	4	6	5	2	1	0	4	3	3	3		32	2025
Other Arrests	8	2	7	1	8	0	5	2	2	7	10		52	2024
	0	0	6	3	3	0	2	0	3	4	4		25	2025
Other Custody/Marchman/Baker/RPC	1	5	5	2	4	2	3	1	4	4	3		34	2024
	1	4	4	6	3	4	4	2	5	1	3		37	2025
Missing Persons	0	0	2	0	4	0	0	0	0	0	0		6	2024
	1	0	2	0	0	0	1	0	0	0	2		6	2025
Suspicious Incidents/Non Criminal	4	6	22	11	18	6	3	3	5	12	22		112	2024
	4	3	12	10	12	4	10	3	6	26	25		115	2025
Sex Offender Check	0	0	0	2	0	1	0	0	1	1	0		5	2024
	0	0	1	2	0	0	1	0	1	2	0		7	2025
Arrest/Search Warrants	0	2	0	0	0	1	0	0	0	0	0		3	2024
	0	0	0	0	0	0	1	4	0	0	0		5	2025
Reports Completed	81	70	91	54	87	91	68	67	67	60	78		814	2024
	55	77	85	65	109	72	96	97	70	81	79		886	2025
Dept Wide Evidence Intake	24	20	39	33	32	12	9	8	11	32	12		232	2024
	2	4	25	13	25	34	10	12	7	12	12		156	2025
Child Protection Team Interviews	0	1	0	0	0	1	0	0	0	0	1		3	2024
	0	0	0	0	0	0	0	0	0	0	1		1	2025
Employee Background Checks	0	1	5	0	0	2	0	2	3	1	0		14	2024
	2	3	3	2	2	1	2	2	1	0	0		18	2025
Other non-criminal related duties	26	32	27	15	17	29	8	4	5	5	4		172	2024
	11	22	13	16	16	22	17	6	6	10			145	2025
2024 TOTAL (Activities)	164	148	227	136	204	172	106	100	114	139	148	0	1658	2024
2025 TOTAL (Activities)	95	129	189	141	187	151	157	137	113	151	153	0	1603	2025

- The Detective Bureau handled a 40.7% decrease (16 vs 27) in Battery/Assault cases in 2025 compared to the same period in 2024. There has been a 2.7% increase (115 vs 112) in Suspicious Incident cases. There has been a 8.5% decrease (43 vs 47) in Theft cases when compared to the same period last year.

November Marine Report

The Marine Report reflects activities conducted by MIPD Marine Officers while patrolling Marco Island's waterways and canals. These activities include proactive patrols to enforce marine and environmental regulations and promote boater safety. In November, total marine events rose by 41% (373 vs 246) compared to the same period last year.

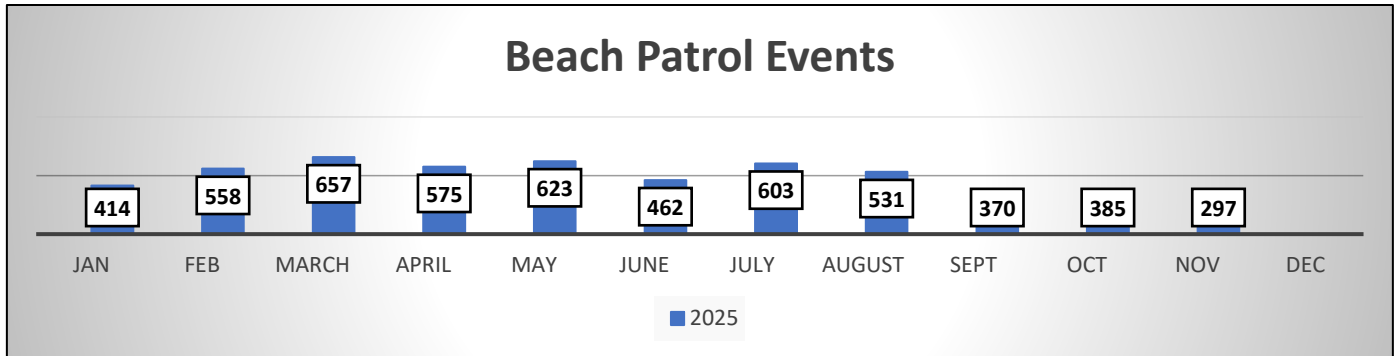
	Jan	Feb	Mar	Apr	May	Jun	Jul	Aug	Sept	Oct	Nov	Dec	TOTAL	YEAR
Canal, Bay River and Gulf Patrol	20	129	371	370	400	353	400	203	290	219	108	20	2883	2024
	101	200	286	299	338	155	200	175	230	225	158		2367	2025
Patrols / Business Checks	92	62	120	134	134	154	211	162	144	93	83	24	1413	2024
	84	65	134	136	190	101	117	119	120	115	110		1291	2025
Vessel Stops	11	30	121	97	94	48	62	29	38	23	18	3	574	2024
	20	35	47	31	44	14	15	14	10	11	21		262	2025
Citations / Warning	13	31	122	99	69	51	64	36	42	26	18	3	574	2024
	23	51	50	34	44	16	16	16	12	12	23		297	2025
Sanitation Inspections - Factory Bay	6	6	6	6	6	6	0	3	3	0	4	4	50	2024
	5	4	3	3	7	5	4	2	4	0	0		37	2025
Sanitation Inspections - Smokehouse Bay	5	5	5	5	5	5	0	2	2	0	2	5	41	2024
	5	5	4	3	7	4	6	2	1	1	0		38	2025
Suspicious Vehicles	0	0	3	3	1	1	0	1	3	1	0	0	13	2024
	2	0	0	0	1	2	1	1	3	2	0		12	2025
Marine Emergency Response (MERT)	1	0	7	4	3	4	4	3	0	3	2	1	32	2024
	1	2	4	4	8	2	2	2	1	2	1		29	2025
Assist Boaters / Citizen Contacts	20	24	5	5	20	15	3	7	14	11	0	2	126	2024
	13	15	12	11	22	4	2	3	1	3	5		91	2025
Resource Checks	15	6	6	5	4	4	0	0	0	0	0	3	43	2024
	4	10	4	3	0	2	1	3	3	0	2		32	2025
Boater Safety Checks	9	16	33	44	39	39	40	17	16	3	8	2	266	2024
	9	18	18	20	27	15	10	10	10	8	5		150	2025
Marina Inspections	50	62	85	85	85	85	95	80	80	80	3	0	790	2024
	65	45	60	80	85	85	68	65	60	55	48		716	2025
Total Events	242	371	884	857	860	765	879	543	632	459	246	67	6805	2024
Total Events	332	450	622	624	773	405	442	412	455	434	373	0	5322	2025

*Sanitation Inspection: Enforcement of sanitation regulations to ensure environmental standards for waste are being met.

*Resource Checks: Enforcement of the Florida Administrative Code for Florida Saltwater Fishing Regulations.

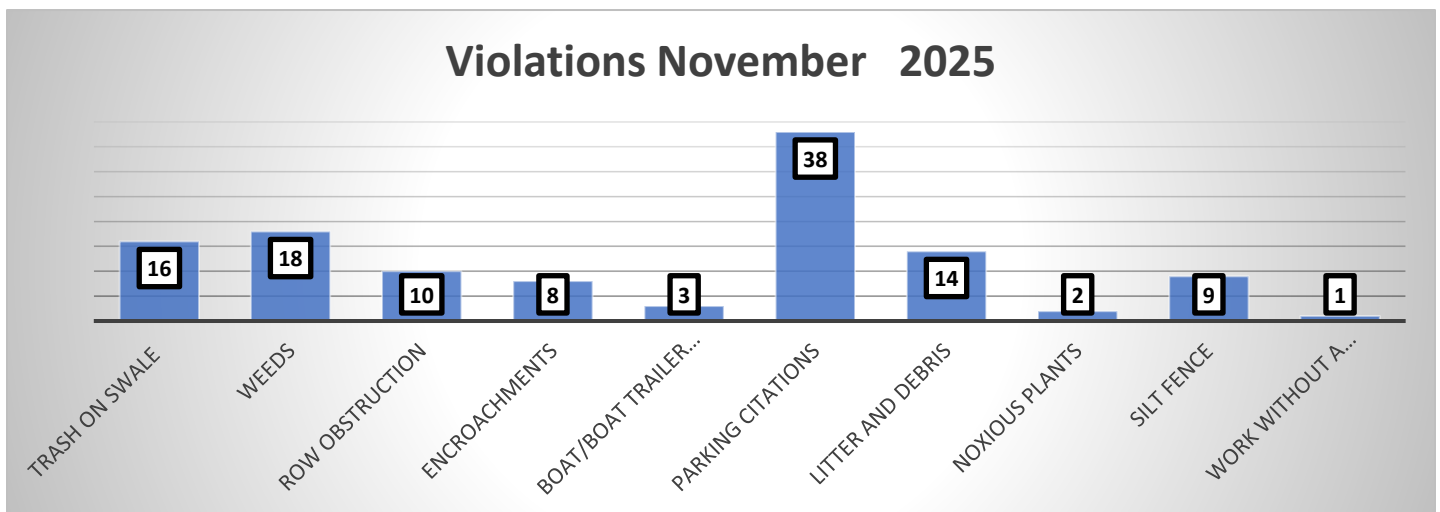
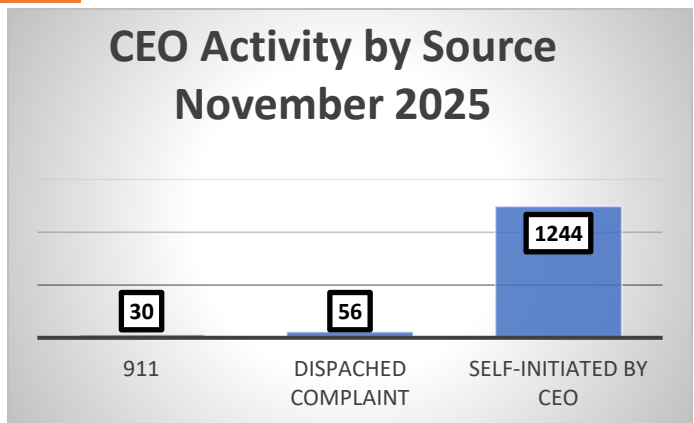
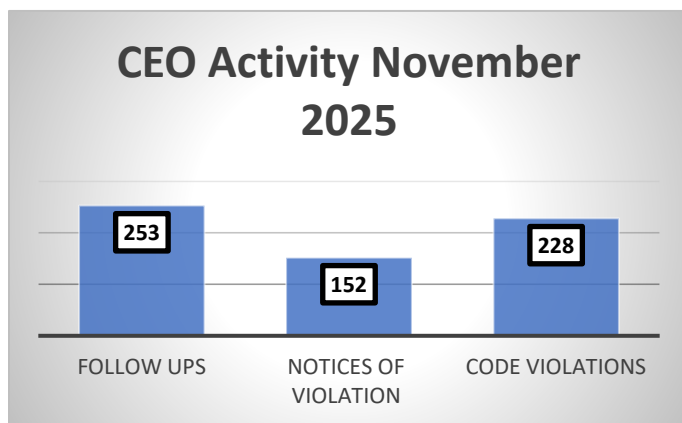
*Marina Inspections: Patrol and enforcement of marine regulations for vessels leaving and entering Marinas.

November 2025 Beach Patrol:



Beach Patrol Events decreased slightly in the month of November, compared to the previous month. Weather impacted the number of beach visitors we had for the month. Code officers continue to provide service to beach goers daily.

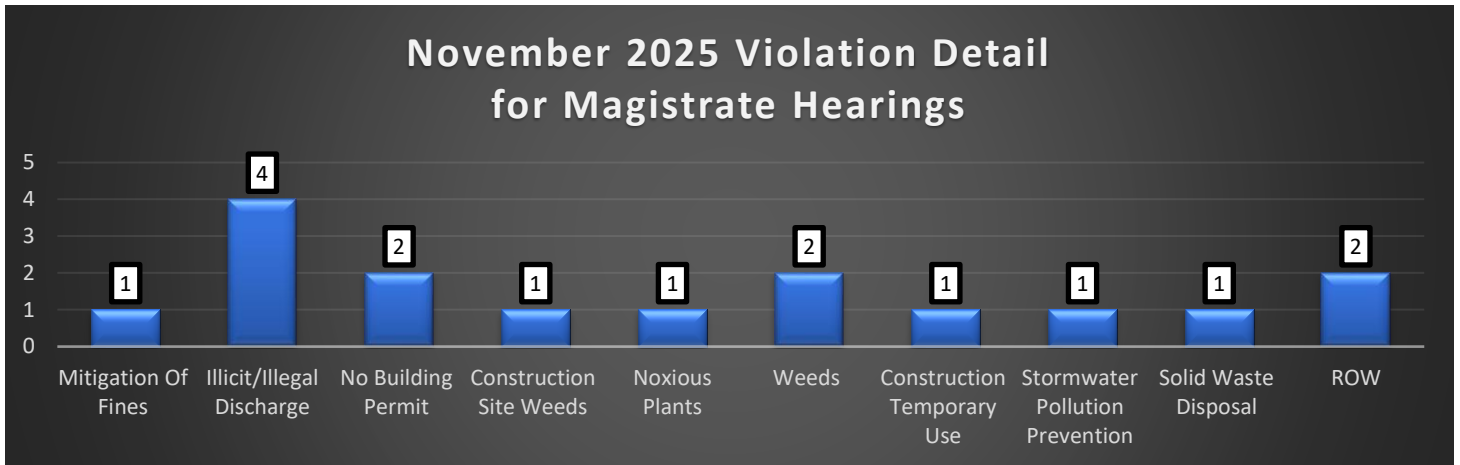
November 2025 Code Enforcement Officer (CEO) Report:



Code Enforcement Officer (CEO) activity in November 2025 remained predominantly self-initiated, with self-initiated investigations exceeding dispatched cases by a substantial margin. Parking Citations increased by 52% when compared to last month. Weed violations have decreased by 38% when compared to the number of violations last month. Trash violations have shown a decrease each month since September. The high volume of self-initiated investigations underscores the proactive efforts of CEOs in identifying and addressing issues before they escalate or are formally reported.

Special Magistrate Hearings - 2025:

	25-Jan	25-Feb	25-Mar	25-Apr	25-May	25-Jun	25-Jul	25-Aug	25-Sep	25-Oct	25-Nov
Number of Cases Scheduled for Magistrate	26	20	18	23	16	26	29	39	21	9	16
Number of Cases Scheduled for Certification of Fines	0	2	0	0	5	3	16	17	5	0	0
Number of Cases for Mitigation of Fines	8	4	0	1	0	5	2	2	0	4	1

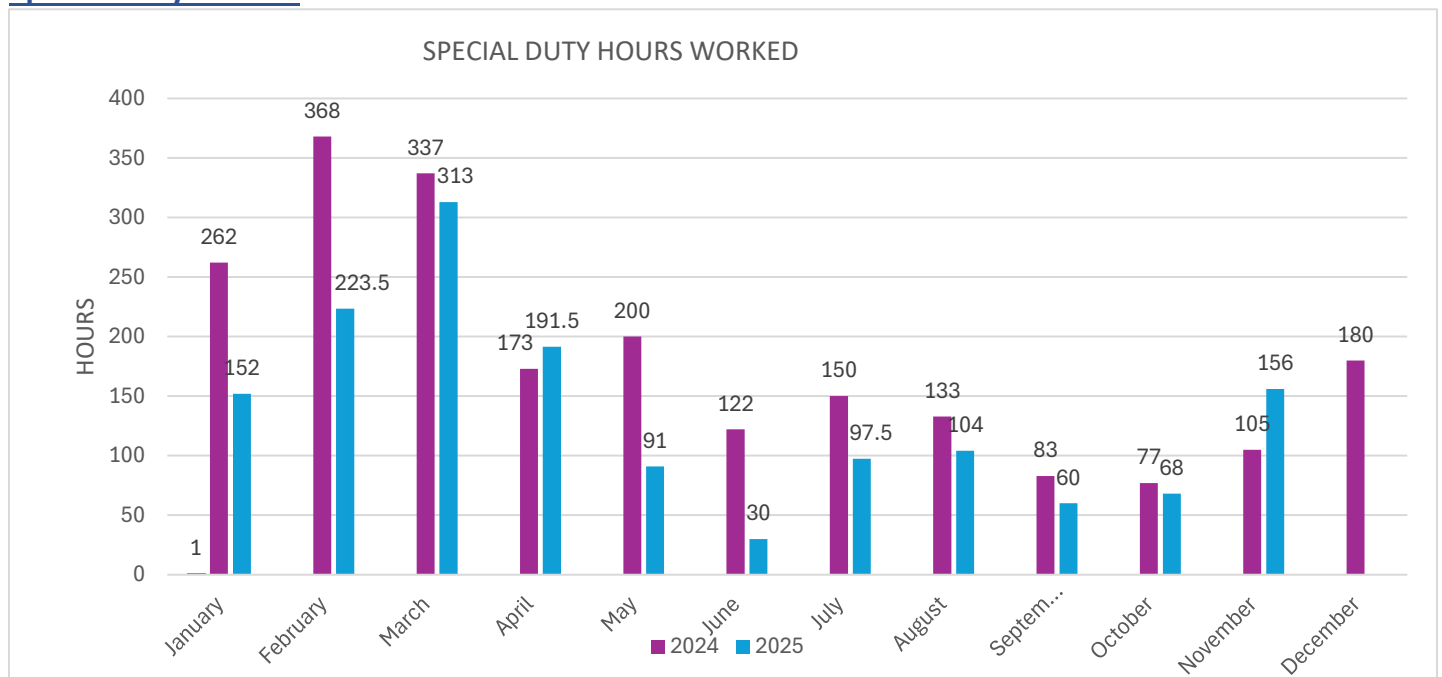


** There were 17 cases scheduled for the Special Magistrate Hearing in the month of November, with 1 case being for the Mitigation of Fines. There were no Certification of Fines. Certification of Fines involves placing a lien for unpaid fines. Mitigation is a structured process to evaluate reducing the financial penalty associated with a violation or offense.

For more information regarding the Special Magistrate Hearings please visit:

<https://marcoisland.legistar.com/Calendar.aspx>

Special Duty Details:



Special Duty Details refer to law enforcement duties performed for an outside vendor in addition to an officer's regularly scheduled work hours. These voluntary assignments include, but are not limited to, traffic and security at various locations. November 2025 Special Duty hours have increased due to the start of our busy season, including the Farmers Market and other newly added private business details. Hours were 48% higher (156 vs 105) compared to the same time last year.

Community Engagement Report

- Overall the MIPD social media is up 21.4% for post impressions compared to last month.

#Bettertogether Highlight

👮 Theo, a student from Tommy Barfield Elementary, had an amazing day as Officer for the Day with the Marco Island Police! He won the auction at the TBE Fall Festival and got to experience what it's like to serve and protect our community along with School Resource "Officer Mark".

💖 ✨ [#OfficerForADay](#) [#MarcoIslandPolice](#)
[#TTBFallFestival](#) [#CommunityHeroes](#) [#FutureLeader](#)



Top Performing Posts

👮 Swearing-In Ceremony 🎉

Today we welcomed two outstanding officers to MIPD! Noah Annicelli — originally from NJ, recently graduated from the SWFL Police Academy with top honors in physical fitness, earning the prestigious Denis Greatish Physical Fitness & Leadership Award. Ryan Perez — originally from NY, in Jan 2024 he began his career with NYPD, and has built a strong connection with our community. We're fortunate to have both of these men serving Marco Island!

💖 ✨

[#MIPD](#) [#MarcoIslandPolice](#) [#WelcomeAboard](#) [#CommunityStrong](#)

💖 Thank you, Marco Island! 🙏 👮

We had a wonderful time this morning connecting with our community during Coffee with a Cop at Micro Coffee at The Burrow Food & Bar. It was great chatting with residents, answering questions, and spending time with the kids who stopped by. Your support and engagement mean so much to us!

A big thank you to Micro Coffee at The Burrow Food & Bar for hosting and to everyone who came out to share a cup of coffee and conversation. We look forward to seeing you at the next one! 💖 🚓



👮 Last evening, Marco Island Police Department Sergeant Rich McElroy was recognized at the City Council meeting for five years of dedicated service to the City of Marco Island! 🙏 💖
Thank you, Sgt. McElroy, for your commitment, professionalism, and the positive impact you continue to make in our community. 🙌

[#MarcoIslandPolice](#) [#MIPD](#) [#CommunityPride](#) [#Dedication](#) [#BetterTogether](#)

Total Incidents:

Incidents	JAN	FEB	MAR	APR	MAY	JUN	JUL	AUG	SEP	OCT	NOV	DEC	Total YTD	
Community Oriented Policing Activities	1,780	1,733	1,751	1,758	1,763	2,058	1,978	1,798	1,698	1,597	1,559	1,791	21,264	2024
	1,868	1,716	1,893	1,463	1,641	1,574	1,613	1,570	1,913	2,112	2,102			2025
Extra Patrols	5,934	5,493	5,695	5,765	5,828	6,117	6,025	5,642	5,608	5,475	6,220	6,682	70,484	2024
	7,184	6,973	7,227	6,135	6,667	6,202	6,709	6,739	8,217	9,784	9,342			2025
Parking Complaints	50	84	101	45	28	14	44	26	17	9	30	15	463	2024
	14	49	45	30	18	9	16	55	41	45	27			2025
Noise Complaints	29	34	43	44	37	22	44	18	19	12	25	36	363	2024
	15	14	40	33	37	22	35	35	14	18	11			2025
Traffic Stops	479	331	333	322	486	437	441	327	301	304	386	382	4,529	2024
	361	437	470	386	424	380	460	495	454	705	591			2025
Noise Complaints Verified	3	0	2	1	0	0	5	6	3	1	1	3	25	2024
	0	1	1	2	0	0	4	6	4	1	0			2025
Traffic Citations	100	45	45	38	86	69	54	44	28	30	32	41	612	2024
	35	39	32	13	53	18	31	31	32	44	58			2025
Traffic, Parking & Vessel Written Warnings	95	116	217	158	124	138	180	148	100	77	90	53	1,496	2024
	95	107	111	99	69	68	81	81	94	113	118			2025
Vehicle Crash	32	24	42	30	19	13	21	12	8	10	20	28	259	2024
	29	55	49	58	27	11	26	20	27	18	35			2025
Crime or Incident Reports Taken	85	60	91	54	85	41	61	45	51	58	74	67	772	2024
	82	75	116	51	49	50	62	35	15	63	55			2025
Persons Arrested	9	2	10	3	12	5	9	7	5	10	10	10	92	2024
	7	2	1	3	3	3	3	4	7	5	4			2025
Total Incidents	8,596	7,922	8,330	8,218	8,468	8,914	8,862	8,073	7,838	7,583	8,447	9,108	100,359	2024
	9,690	9,468	9,985	8,273	8,988	8,337	9,040	9,071	10,818	12,908	12,343	0	0	2025

- Traffic stops have increased 53%, including bicycles, vehicles and vessels from the same period last year.

Calls for Service by Call Source:

Call Source	JAN	FEB	MAR	APR	MAY	JUN	JUL	AUG	SEP	OCT	NOV	DEC	Total YTD	
Officer/ Field Initiated	8,821	8,204	8,573	8,498	8,898	9,227	9,162	8,320	8,160	7,919	9,084	9,546	104,412	2024
	10,241	10,100	10,625	9,136	9,602	8,964	9,624	9,720	11,466	14,066	13,382		116,926	2025
911 Initiated	413	461	563	418	394	330	335	362	341	327	375	437	4,756	2024
	523	554	630	507	465	446	433	449	383	393	445		5,228	2025
Non- Emergency Dispatch Initiated	515	424	607	536	478	396	441	436	448	483	473	649	5,886	2024
	433	541	574	495	535	462	490	423	399	456	441		5,249	2025
Total Calls for Service	9,232	9,089	9,743	9,452	9,321	9,770	9,938	9,118	8,913	8,729	9,932	10,632	113,869	2024
	11,197	11,195	11,829	10,138	10,602	9,872	10,547	10,592	12,248	14,915	14,268	0	127,403	2025

* Calls for Service data, captured in the agency's Computer-Aided Dispatch (CAD) system, reflects any call that prompts a police officer or code enforcement officer to act or expend resources, whether initiated by the agency or the public. Notably, in November 2025, 12,496 more calls for service were officer-initiated in the field, than being driven by 911 or administrative dispatch. This reflects a continued emphasis on proactive policing.

Vehicle Count Daily Averages

Location	JAN	FEB	MAR	APR	MAY	JUN	JUL	AUG	SEP	OCT	NOV	DEC	Avg Daily YTD	
Jolley Bridge North bound	6,434	12,025	10,658	10,887	8,392	6,803	5,798	7,419	7,648	7,725	9,591	10,377	8,646	2024
	12,668	14,636	14,920	13,203	11,574	10,903	6,528	9,421	10,252	11,881	11,820	0	11,619	2025
Jolley Bridge South bound	8,427	12,120	10,413	9,945	8,520	6,461	2,071	5,526	9,954	8,527	12,704	12,767	8,953	2024
	15,121	16,875	16,726	14,432	12,173	8,918	10,468	10,607	10,729	11,335	13,487	0	12,806	2025

Traffic coming onto Marco Island via the Jolley Bridge in November of 2025 represented a 6% increase over November of 2024.