



# City of Marco Island

Meeting Date: June 2<sup>nd</sup>, 2025

To: City Council

From: Chief Tracy L. Frazzano

Through: Michael A. McNees, City Manager

Re: April 2025 Monthly City Council Report

## Employee News

On April 7, 2025, during the Marco Island City Council meeting, Officer William Prigge of the Marco Island Police Department was honored with his 5-Year Service Award in recognition of his dedication and continued service to the community.

In addition, Lauree Greene, our Grants and Accreditation Coordinator, was recognized as Employee of the Quarter for her outstanding contributions and commitment to excellence. Congratulations to both Officer Prigge and Ms. Greene on these well-deserved honors!



## Community Oriented Policing



On Wednesday, April 16, 2025, the Marco Island Police Department's Code Enforcement Section partnered with representatives from the Florida Department of Environmental Protection and Collier County to educate the community on sea turtle protection measures.

This collaborative effort highlights our shared commitment to safeguarding sea turtles as we approach the upcoming nesting season. Thank you to all involved for working together to ensure the protection of this vital species.

## April Police Activity Crime

### Report:

In April 2025, 51 incidents were reported to the Marco Island Police Department. In April 2025 compared to April 2024, crimes against persons decreased by 75% (1 vs. 4), while Property crimes increased by 63% (13 vs. 8). Miscellaneous crimes showed a 20% decrease during the same period. In April 2025, there were a total of 3 crimes against society, (DUI), compared to 0 in the same category for April 2024. Note: Non-Criminal incidents are reports that do not have a criminal offense or are information reports. Examples include fraud cases (outside of Marco Island jurisdiction), other agency assists, lost, and found items and medical assists.

2025 vs. 2024 Crimes by Category, Non-Criminal Offenses								
Apr-2025			Apr-2024			% of Change		
Crimes against Persons	# of incidents	Year to Date	Crimes against Persons	# of incidents	Year to Date	April '25 v. April '24	YTD	
Sex offenses	0	2	Sex offenses	0	0	-75%	-38%	
Domestic Battery	0	4	Domestic Battery	2	4			
Assault	1	6	Assault	1	15			
Impersonation	0	0	Impersonation	1	1			
Intimation/Stalking	0	1	Intimation/Stalking	0	1			
Total	1	13	Total	4	21			
Property Crimes			Property Crimes			63%	51%	
Robbery	0	0	Robbery	0	1			
Burglary	0	0	Burglary	0	1			
Burglary Auto	1	2	Burglary Auto	0	1			
Bicycle Theft	0	0	Bicycle Theft	4	4			
Motor Vehicle Theft	0	2	Motor Vehicle Theft	0	0			
Theft	3	27	Theft	4	21			
Criminal Mischief/ Vandalism	7	14	Criminal Mischief/ Vandalism	0	5			
Fraud	2	6	Fraud	0	1			
Total	13	51	Total	8	34			
Misc. Crimes			Misc. Crimes			-20%	-32%	
Others (Trespass, Warrants, etc)	0	7	Others (Trespass, Warrants, etc)	5	16			
Hit and Run	4	10	Hit and Run	0	9			
Resisting Officers	0	0	Resisting Officers	0	0			
Criminal Traffic	0	2	Criminal Traffic	0	3			
Open carry of weapon	0	0	Open carry of weapon	0	0			
Fleeing and Eluding	0	0	Fleeing and Eluding	0	0	0%	-27%	
Total	4	19	Total	5	28			
Crimes against Society			Crimes against Society					
DUI	3	8	DUI	0	8	8%	5%	
Narcotics	0	0	Narcotics	0	3			
Total	3	8	Total	0	11			
Other Incidents			Other Incidents					
Marchman Act	1	4	Marchman Act	1	4	8%	5%	
Baker Act	5	11	Baker Act	1	9			
Operation Medicine Cabinet	3	11	Operation Medicine Cabinet	2	7			
Non-Criminal incidents	31	187	Non-Criminal incidents	33	182			
Total	40	213	Total	37	202			

Note: Multiple criminal offenses may have occurred within some incidents. This reporting aligns with new crime data collection requirements from the Florida Department of Law Enforcement and the FBI. This announcement for crime reporting was covered in the February 2022 monthly report. Non-criminal incidents are reports that do not have a criminal offense or are information reports. Examples include fraud cases (outside of Marco Island jurisdiction), other agency assists, lost and found items and medical assists.

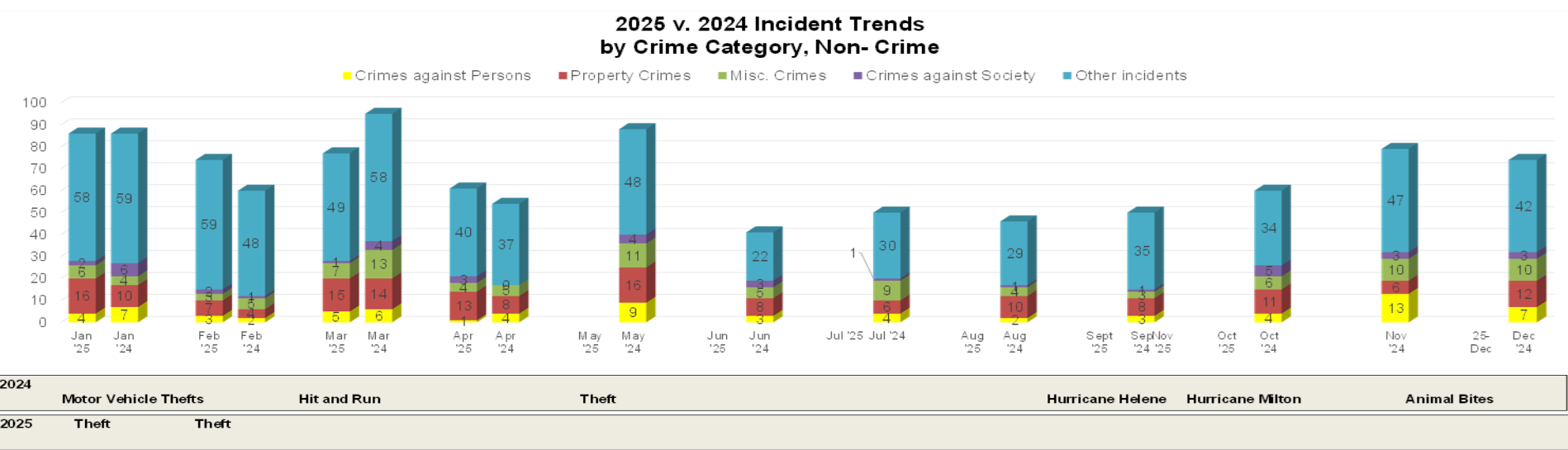
\*Marchman Act: Florida Substance Abuse Impairment Act F.S.S Chapter 397

\* Baker Act: Florida Mental Health Act F.S.S Chapter 394

2025. vs 2024 Incident Trend

In April 2025 compared to April 2024, there were 40 non-criminal incidents reported (40 vs 37), reflecting an 8% increase, 23% of non-criminal incident reports were comprised of suspicious activities. 5% of the reports referred to assisting other agencies including Collier EMS, Marco Island Fire Department, and other law enforcement agencies. 5% of reports were due to domestic disturbances. 20% of non-criminal incident reports were for lost and found property. The Marco Island Police Department will accept found property into our property and evidence department for safekeeping until an owner can be located.

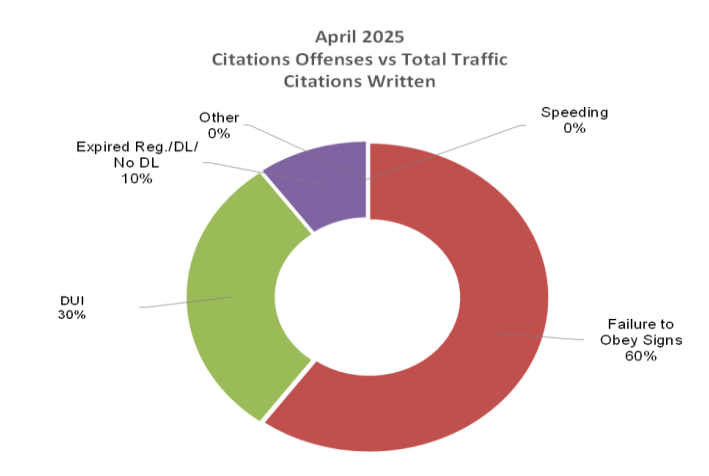
This data highlights the diverse range of non-criminal incidents that the department responds to, emphasizing both public safety and community support. Compared to March of last year, there was an 18% reduction in non-criminal incident reports.



Traffic Patrol

In April 2025, there were 74 traffic citations and warnings issued by the Marco Island Police Department. Of the 13 citations issued, 60% were for failure to obey traffic signs or traffic lights. 18% were due to an excess in posted speed. 10% of citations were for operating a motor vehicle with an expired registration or driver’s license. In April 2025, the Marco Island Police Department seized 1 license due to license suspension or revocation. In April 2025, the Marco Island Police Department made 3 criminal traffic arrests for driving under the influence.

The Marco Island Police Department uses citizen complaints, known problem areas, and crash data analysis to determine our traffic enforcement strategies.



## Detective Bureau Monthly Investigative Report

Detective Bureau data reflects the number of cases assigned to the bureau each month. These totals do not account for active investigations carried over from previous months and, therefore, do not reflect the bureau's overall caseload.

Case Type	Jan	Feb	Mar	Apr	May	Jun	Jul	Aug	Sept	Oct	Nov	Dec	TOTAL	YEAR
Death Investigations	1	2	2	1									6	2024
	1	1	2	1									5	2025
Robbery	1	0	0	0									1	2024
	0	0	0	0									0	2025
Sexual Battery/Sex Crime/ICAC	1	0	1	0									2	2024
	0	2	1	0									3	2025
Child Abuse/Neglect	1	0	0	0									1	2024
	0	0	0	0									0	2025
Conveyance Burglary	3	0	2	0									5	2024
	1	2	1	1									5	2025
Burglary	0	0	1	0									1	2024
	0	0	1	0									1	2025
Trespassing	1	0	3	3									7	2024
	0	0	5	2									7	2025
GTA & Recovery	2	0	1	0									3	2024
	0	0	2	0									2	2025
Theft/Grand & Petit	1	4	4	8									17	2024
	8	4	8	3									23	2025
Fraud	0	0	0	0									0	2024
	2	1	1	2									6	2025
Vandalism	3	0	2	1									6	2024
	4	1	6	7									18	2025
Battery/Assault	5	1	6	1									13	2024
	1	1	5	1									8	2025
Domestic Violence	0	0	2	4									6	2024
	1	0	0	2									3	2025
Hit and Run/DUI Crash	1	2	5	0									8	2024
	1	4	6	5									16	2025
Other Arrests	8	2	7	1									18	2024
	0	0	6	3									9	2025
Other Custody/Marchman/Baker/RP	1	5	5	2									13	2024
	1	4	4	6									15	2025
Missing Persons	0	0	2	0									2	2024
	1	0	2	0									3	2025
Suspicious Incidents/Non Criminal	4	6	22	11									43	2024
	4	3	12	10									29	2025
Sex Offender Check	0	0	0	2									2	2024
	0	0	1	2									3	2025
Search Warrants	0	2	0	0									2	2024
	0	0	0	0									0	2025
Reports Completed	81	70	91	54									296	2024
	55	77	85	65									282	2025
Dept Wide Evidence Intake	24	20	39	33									116	2024
	2	4	25	13									44	2025
Child Protection Team Interviews	0	1	0	0									1	2024
	0	0	0	0									0	2025
Employee Background Checks	0	1	5	0									6	2024
	2	3	3	2									10	2025
Other non-criminal related duties	26	32	27	15									100	2024
	11	22	13	16									62	2025
<b>2024 TOTAL (Activities)</b>	<b>164</b>	<b>148</b>	<b>227</b>	<b>136</b>	<b>0</b>	<b>0</b>	<b>0</b>	<b>0</b>	<b>0</b>	<b>0</b>	<b>0</b>	<b>0</b>	<b>675</b>	2024
<b>2025 TOTAL (Activities)</b>	<b>95</b>	<b>129</b>	<b>189</b>	<b>141</b>	<b>0</b>	<b>0</b>	<b>0</b>	<b>0</b>	<b>0</b>	<b>0</b>	<b>0</b>	<b>0</b>	<b>554</b>	2025

- Overall, the Detective Bureau has handled 18% fewer cases in 2025 compared to the same period in 2024. However, there has been a 200% increase (18 v. 6) in Vandalism cases and a 26% increase (23 v. 17) in Theft cases. Conversely, Battery/Assault cases have decreased by 38% (7 v. 12).

## April Marine Report

The Marine Report reflects activities conducted by MIPD Marine Officers while patrolling Marco Island's waterways and canals. These activities include proactive patrols to enforce marine and environmental regulations and promote boater safety.

In April 2025, there was a decrease in total marine events when compared to April of 2024 (down 27%) despite an increase of 4% from March 2025. Boater assists increased from this time last year (up 120%) and citations dropped by 65% compared to April 2024. This decline is attributed to a strategic effort to focus patrols within the canals, targeting perceived wake zone violations in response to community outreach and feedback.

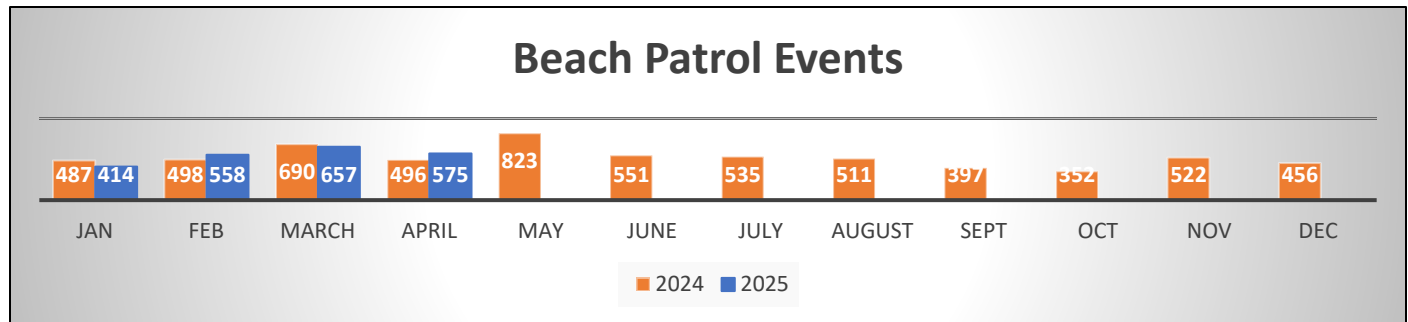
	Jan	Feb	Mar	Apr	May	Jun	Jul	Aug	Sept	Oct	Nov	Dec	TOTAL	YEAR
Canal, Bay River and Gulf Patrol	20	129	371	370	400	353	400	203	290	219	108	20	2,883	2024
	101	200	286	299									886	2025
Patrols / Business Checks	92	62	120	134	134	154	211	162	144	93	83	24	1,413	2024
	84	65	134	136									419	2025
Vessel Stops	11	30	121	97	94	48	62	29	38	23	18	3	574	2024
	20	35	47	31									133	2025
Citations / Warning	13	31	122	99	69	51	64	36	42	26	18	3	574	2024
	23	51	50	34									158	2025
Sanitation Inspections - Factory Bay	6	6	6	6	6	6	0	3	3	0	4	4	50	2024
	5	4	3	3									15	2025
Sanitation Inspections - Smokehouse Bay	5	5	5	5	5	5	0	2	2	0	2	5	41	2024
	5	5	4	3									17	2025
Suspicious Vehicles	0	0	3	3	1	1	0	1	3	1	0	0	13	2024
	2	0	0	0									2	2025
Marine Emergency Response (MERT)	1	0	7	4	3	4	4	3	0	3	2	1	32	2024
	1	2	4	4									11	2025
Assist Boaters / Citizen Contacts	20	24	5	5	20	15	3	7	14	11	0	2	126	2024
	13	15	12	11									51	2025
Resource Checks	15	6	6	5	4	4	0	0	0	0	0	3	43	2024
	4	10	4	3									21	2025
Boater Safety Checks	9	16	33	44	39	39	40	17	16	3	8	2	266	2024
	9	18	18	20									65	2025
Marina Inspections	50	62	85	85	85	85	95	80	80	80	3	0	790	2024
	65	45	60	80									250	2025
<b>Total Events</b>	242	371	884	857	860	765	879	543	632	459	246	67	6,805	2024
<b>Total Events</b>	332	450	622	624	0	0	0	0	0	0	0	0	2,028	2025

\*Sanitation Inspection: Enforcement of sanitation regulations to ensure environmental standards for waste are being met.

\*Resource Checks: Enforcement of Florida Administrative Code for Florida Saltwater Fishing Regulations.

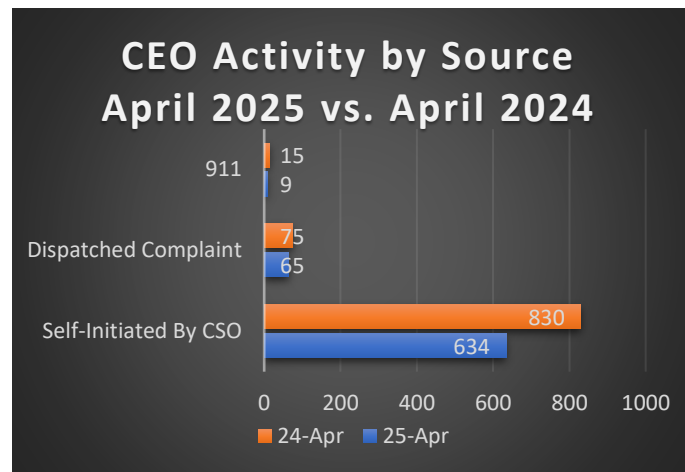
\*Marina Inspections: Patrol and enforcement of marine regulations for vessels leaving and entering Marinas.

## April 2025 Beach Patrol:



- There was a 12% decrease in beach events compared to March 2025, but a 15% increase compared to April 2024.

## April 2025 Code Enforcement Officer (CEO) Report:

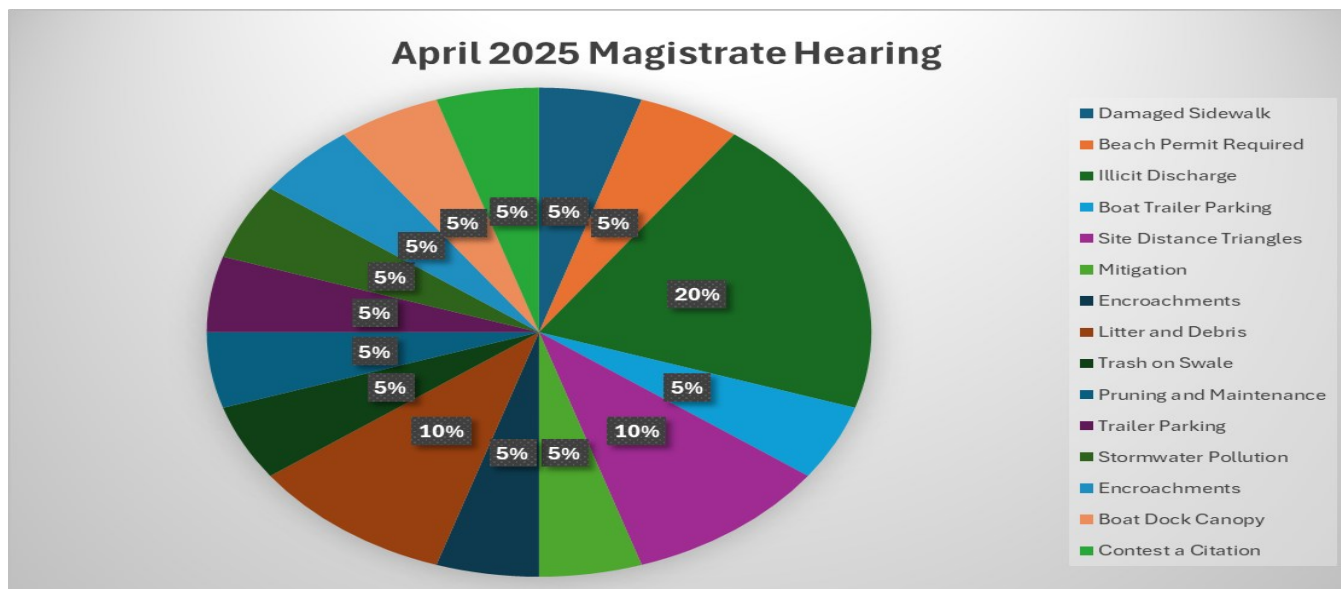


Violations	Apr-25	Apr-24
Trash on Swale	34	59
ROW Obstruction	18	30
RV Permit	15	14
Encroachments	15	17
Litter & Debris	15	14
Boat & Boat Trailer Parking	10	10
Silt Fence	10	29
Parking Citations	8	12
Weeds	6	19
Prohibited Signs	5	2

Code Officers' activity in April 2025 remained predominantly self-initiated, with self-initiated investigations exceeding dispatched cases by a substantial margin of 560 (875%). Notably, complaints received through 911 decreased by 40% compared to the same period last year. A consistent trend continues with trash violations ranking among the most common code enforcement issues; however, these violations declined 42% compared to April 2024. The high volume of self-initiated investigations underscores the proactive efforts of Code Officers in identifying and addressing issues before they escalate or are formally reported.

\*\*\* This figure reflects the total number of violations and not the number of cases. This is to account for cases with multiple violations

## April 2025 Special Magistrate Hearing:



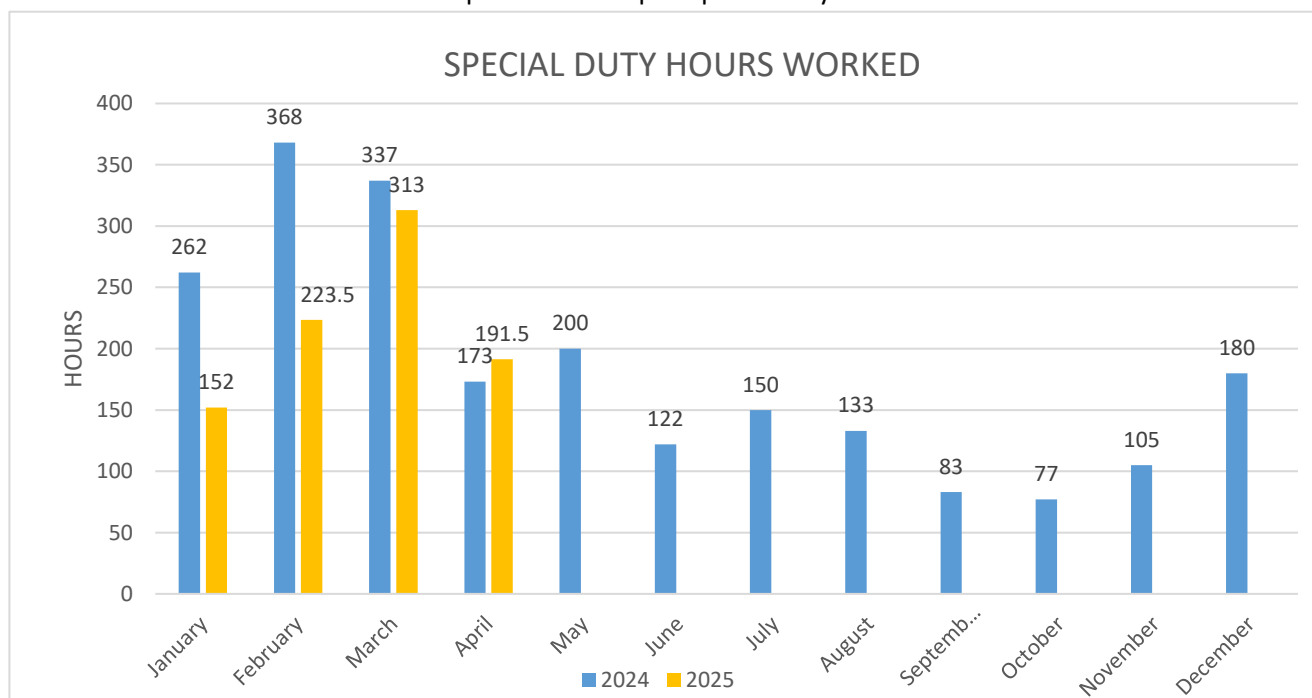
\*\* This figure reflects the total number of violations and not the number of cases. This is to account for cases with multiple violations. Illicit Discharge violations continue to fluctuate, with an increase of 3 more cases at April's Hearing when compared to data for the March 2025 Hearing, however both months are less than the February's Illicit Discharge cases heard (5).

For more information regarding the Special Magistrate Hearings please visit:

<https://marcoisland.legistar.com/Calendar.aspx>

### Special Duty Details:

Special Duty Details refer to law enforcement duties performed for an outside vendor in addition to an officer's regularly scheduled work hours. These voluntary assignments include, but are not limited to, traffic and security at various locations. April 2025 statistics are comparable to 2024. Going forward the Farmers Market is done, and the season has come to an end so we should experience a drop in special duty hours worked.





## Community Engagement Report

- Overall the MIPD social media followers are up 1.8% from last month.

### #Bettertogether Highlight

We had a great time at our “Coffee With a Cop” event! ☕ Our officers loved chatting with our community over a cup of coffee while building connections. Thanks to everyone who came out and made it a fantastic event!

A special thank you to Wake Up Marco for hosting!

[#CoffeeWithACop](#) [#CommunityPolicing](#) [#BuildingConnections](#)  
[#CommunityEngagement](#) [#BetterTogether](#)



### Top Performing Posts

Congratulations to our newest Sergeant, Richard McElroy! After four years of dedicated service with the MIPD, Sergeant McElroy has been promoted from his role as a School Resource Officer. We're proud to recognize his hard work and commitment, and we look forward to all he will accomplish in his new position. Congratulations, Sergeant McElroy! 🎉

[#bettertogether](#) [#MarcoIslandPD](#) [#Congratulations](#)  
[#PolicePromotion](#)



We are excited to welcome our newest Marco Island Police Officers!

Officer John Negra, Officer William Pschigoda, and Officer Brian Vanderwerken. Congratulations Officers, we are glad to have you as a part of our team and look forward to your future service and dedication. 🎉 [#PoliceOfficer](#) [#MarcoIslandPD](#) [#BetterTogether](#)



Happy Administrative Professionals Day to our excellent MIPD administrative staff. We appreciate your hard work and dedication in supporting our agency and the community. We couldn't do it without you all!

So, thank you today and every day! 🎉

[#bettertogether](#) [#administrativeprofessionalsday](#)



### Total Incidents:

Incidents	JAN	FEB	MAR	APR	MAY	JUN	JUL	AUG	SEP	OCT	NOV	DEC	Total YTD	
Community Oriented Policing Activities	1,780	1,733	1,751	1,758	1,763	2,058	1,978	1,798	1,698	1,597	1,559	1,791	21,264	2024
Extra Patrols	1,868	1,716	1,893	1,463										2025
Parking Complaints	5,934	5,493	5,695	5,765	5,828	6,117	6,025	5,642	5,608	5,475	6,220	6,682	70,484	2024
Noise Complaints	7,184	6,973	7,227	6,135										2025
Traffic Stops	50	84	101	45	28	14	44	26	17	9	30	15	463	2024
Noise Complaints Verified	14	49	45	30										2025
Traffic Citations	29	34	43	44	37	22	44	18	19	12	25	36	363	2024
Vehicle Crash	15	14	40	33										2025
Crime or Incident Reports Taken	479	331	333	322	486	437	441	327	301	304	386	382	4,529	2024
Persons Arrested	361	437	470	386										2025
Total Incidents	3	0	2	1	0	0	5	6	3	1	1	3	25	2024
	0	1	1	2										2025
	100	45	45	38	86	69	54	44	28	30	32	41	612	2024
	35	39	32	13										2025
	95	116	217	158	124	138	180	148	100	77	90	53	1,496	2024
	95	107	111	99										2025
	32	24	42	30	19	13	21	12	8	10	20	28	259	2024
	29	55	49	58										2025
	85	60	91	54	85	41	61	45	51	58	74	67	772	2024
	82	75	116	51										2025
	9	2	10	3	12	5	9	7	5	10	10	10	92	2024
	7	2	1	3										2025
	8,596	7,922	8,330	8,218	8,468	8,914	8,862	8,073	7,838	7,583	8,447	9,108	100,359	2024
	9,690	9,468	9,985	8,273	0	0	0	0	0	0	0	0	0	2025

There were 11 fewer noise complaints, and incident reports decreased by 56%, when compared to last month.

### Calls for Service by Call Source:

Call Source	Jan	Feb	Mar	Apr	May	Jun	Jul	Aug	Sept	Oct	Nov	Dec	TOTAL	YEAR
Officer / Field Interview	8,821	8,204	8,573	8,498	8,898	9,227	9,162	8,320	8,160	7,919	9,084	9,546	104,412	2024
911 Initiated	10,241	10,100	10,625	9,136									40,102	2025
Non-Emergency Dispatch Initiate	413	461	563	418	394	330	335	362	341	327	375	437	4,756	2024
Total Calls for Service	523	554	630	507									2,214	2025
	515	424	607	536	478	396	441	436	412	483	473	649	5,850	2024
	433	541	574	495									2,043	2025
	9,749	9,089	9,743	9,452	9,770	9,953	9,938	9,118	8,913	8,729	9,932	10,632	115,018	2024
	11,197	11,195	11,829	10,138	0	0	0	0	0	0	0	0	44,359	2025

\* Calls for Service data, captured in the agency's Computer-Aided Dispatch (CAD) system, reflects any call that prompts a police officer or code enforcement officer to act or expend resources, whether initiated by the agency or the public. Notably, in April 2025, 90% of calls for service were officer-initiated in the field, reflecting a continued emphasis on proactive policing.

### Vehicle Count Daily Averages

Location	JAN	FEB	MAR	APR	MAY	JUN	JUL	AUG	SEP	OCT	NOV	DEC	Avg Daily YTD	
Jolley Bridge North bound	6,434	12,025	10,658	10,887	8,392	6,803	5,798	7,419	7,648	7,725	9,591	10,377	8,646	2024
Jolley Bridge South bound	12,668	14,636	14,920	13,203	0	0	0	0	0	0	0	0	13,857	2025
	8,427	12,120	10,413	9,945	8,520	6,461	2,071	5,526	9,954	8,527	12,704	12,767	8,953	2024
	15,121	16,875	16,726	14,432	0	0	0	0	0	0	0	0	15,789	2025

There was a 45% increase in daily traffic coming into Marco Island over the Jolley Bridge from April 2024 to April 2025.