



City of Marco Island

Meeting Date: February 2, 2026

To: City Council

From: Chief Tracy L. Frazzano

Through: Casey Lucius, Ph.D., Interim City Manager

Re: December 2025 Monthly City Council Report

Employee News



On December 2nd, we proudly celebrated several outstanding first responders for their swift and heroic actions during critical, life-saving emergencies. From the Marco Island Police Department, we are honored to recognize Officers Lou Balsamo and Nicholas Favata, along with Sergeants Kyle Kreis and Andrew Smith. Their professionalism and commitment to service earned them the Phoenix Award, a prestigious honor recognizing first responders and EMS personnel whose decisive actions lead to successful resuscitation and saved lives.

Community Oriented Policing On December 18th, MIPD personnel collaborated with Joanne Ranieri, Al's Pals, Christmas Island Style, Women's Club of Marco Island, Island Bike Shop, and other community partners to make our Annual Toy Drive such a success. This festive event is a holiday highlight, and the Marco Island Police Department is proud to support multiple events that help make the season magical for island residents and visitors alike.



December Police Activity Crime

Report:

In December 2025, 79 incidents were reported to the Marco Island Police Department. Total crimes against persons decreased by 14% (7 vs. 6) compared to the same time last year. Property crimes increased by 17% (14 vs. 12) compared to last year due to an increase in thefts and fraud reports. Miscellaneous crimes decreased by 50% (5 vs. 10). In December 2025, there were no crimes against society. The Marco Island Police Department had 8 arrests in December 2025 including domestic violence assaults, hit and run, theft, driving with no license, and excess speeding.

2025 vs. 2024 Crimes by Category, Non-Criminal Offenses							
Dec-2025			Dec-2024			% Of Change	
Crimes against Persons	# of incidents	Year to Date	Crimes against Persons	# of incidents	Year to Date	DEC '25 V. DEC '24	YTD
Domestic Battery	5	17	Domestic Battery	2	16	-14%	-51%
Assault	1	10	Assault	4	34		
Intimation/Stalking	0	0	Intimation/Stalking	1	5		
Total	6	27	Total	7	55		
Property Crimes			Property Crimes			17%	14%
Burglary	0	5	Burglary	1	3		
Theft	8	56	Theft	5	71		
Criminal Mischief/ Vandalism*	0	28	Criminal Mischief/ Vandalism*	3	16		
Fraud	5	19	Fraud	0	9		
Hit and Run	1	24	Hit and Run	3	17		
Total	14	132	Total	12	116		
Misc. Crimes			Misc. Crimes			-50%	-32%
Others (Trespass, Warrants, etc)	3	27	Others (Trespass, Warrants, etc)	3	42		
Resisting LEO w/out Violence	0	0	Resisting LEO w/out Violence	2	3		
Disorderly Intoxication	0	0	Disorderly Intoxication	2	4		
Criminal Traffic	2	21	Criminal Traffic	3	22		
Total	5	48	Total	10	71		
Crimes against Society			Crimes against Society			-100%	-60%
DUI	0	10	DUI	2	20		
Narcotics	0	2	Narcotics	1	10		
Total	0	12	Total	3	30		
Other Incidents			Other Incidents			29%	-10%
Marchman Act	0	10	Marchman Act	0	12		
Baker Act	2	36	Baker Act	3	27		
Operation Medicine Cabinet	2	28	Operation Medicine Cabinet	2	21		
Non-Criminal incidents	50	378	Non-Criminal incidents	37	444		
Total	54	452	Total	42	504		

* Includes multiple offenses per case

Note:

Non-Criminal incidents are reports that do not have a criminal offense or are information reports. Examples include fraud cases (outside of Marco Island jurisdiction), other agency assists, lost, and found items and medical assists.

Note: Multiple criminal offenses may have occurred within some incidents. This reporting aligns with new crime data collection requirements from the Florida Department of Law Enforcement and the FBI. This announcement for crime reporting was covered in the February 2022 monthly report. Non-criminal incidents are reports that do not have a criminal offense or are information reports. Examples include fraud cases (outside of Marco Island jurisdiction), other agency assists, lost and found items and medical assists.

*Marchman Act: Florida Substance Abuse Impairment Act F.S.S Chapter 397

* Baker Act: Florida Mental Health Act F.S.S Chapter 394

2025. vs 2024 Incident Trend

In December 2025, there were 50 non-criminal incidents reported. 14% of non-criminal incident reports were comprised of suspicious incidents. 8% of reports referred to assistance to other agencies including Collier EMS, Marco Island Fire Department, and other law enforcement agencies. 28% of non-criminal incident reports are for lost and found property. The Marco Island Police Department will accept found property into our property and evidence department for safekeeping until an owner can be located.

2025 v. 2024 Incident Trends

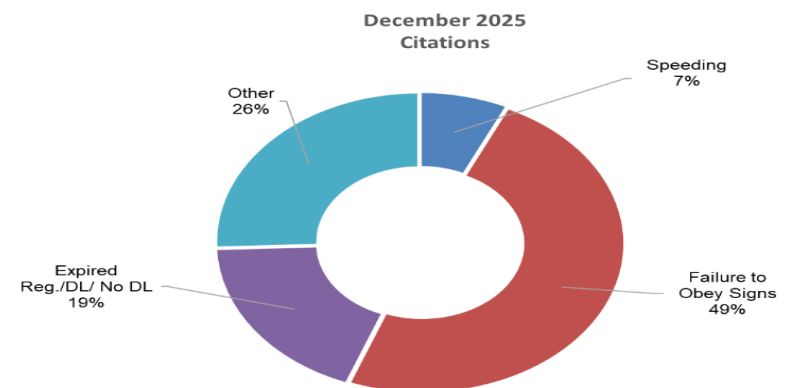


This data highlights the diverse range of incidents that the department responds to, emphasizing both public safety and community support.

Traffic Patrol

In In December 2025, there were 111 traffic citations and warnings issued by the Marco Island Police Department. Of the 43 written citations issued, 49% were for failure to obey traffic signs or traffic lights. 19% of citations were for operating a motor vehicle with an expired registration or driver's license. 26% of citations were issued for other citations such as sunshade tint, improper turns, or seatbelt violations. In December 2025, there were 2 criminal notice to appear citations due to a hit and run and excess speeding.

In December 2025, MIPD officers conducted 187 bicycle and e-bike stops. All stops resulted in corrective actions with lights, bells, and helmets distributed as needed. Informational packets were also supplied to riders.



Detective Bureau Monthly Investigative Report

Detective Bureau data reflects the number of cases assigned to the bureau each month. These totals do not account for active investigations carried over from previous months and, therefore, do not reflect the bureau's overall caseload.

Case Type	Jan	Feb	Mar	Apr	May	Jun	Jul	Aug	Sept	Oct	Nov	Dec	TOTAL	YEAR
Death Investigations	1	2	2	1	3	0	1	1	0	1	1	3	16	2024
	1	1	2	1	3	0	0	2	1	1	2	4	18	2025
Robbery	1	0	0	0	0	0	0	0	0	0	0	0	1	2024
	0	0	0	0	0	0	0	0	0	0	1	0	1	2025
Sexual Battery/Sex Crime/ICAC	1	0	1	0	2	1	1	0	2	0	1	0	9	2024
	0	2	1	0	0	1	0	0	0	3	0	1	8	2025
Child Abuse/Neglect	1	0	0	0	1	1	0	3	2	1	1	0	10	2024
	0	0	0	0	1	0	0	0	0	0	1	2	4	2025
Conveyance Burglary	3	0	2	0	0	0	1	0	0	1	0	1	8	2024
	1	2	1	1	0	2	2	0	2	3	1	3	18	2025
Burglary	0	0	1	0	0	0	0	0	0	0	1	1	3	2024
	0	0	1	0	0	0	1	0	1	0	0	0	3	2025
Trespassing	1	0	3	3	2	0	0	0	1	2	1	1	14	2024
	0	0	5	2	2	2	0	0	0	4	0	0	15	2025
GTA & Recovery	2	0	1	0	0	0	0	1	1	0	0	0	5	2024
	0	0	2	0	0	1	0	1	0	0	0	0	4	2025
Theft/Grand & Petit	1	4	4	8	7	5	1	3	5	5	4	3	50	2024
	8	4	8	3	5	1	2	2	3	2	5	6	49	2025
Fraud	0	0	0	0	5	15	3	1	3	1	0	0	28	2024
	2	1	1	2	1	2	1	2	1	1	0	5	19	2025
Vandalism	3	0	2	1	4	1	0	0	1	1	0	2	15	2024
	4	1	6	7	2	3	3	0	1	0	2	0	29	2025
Battery/Assault	5	1	6	1	3	3	0	2	1	1	4	3	30	2024
	1	1	5	1	1	1	3	0	1	2	0	2	18	2025
Domestic Violence	0	0	2	4	6	0	2	2	0	1	5	2	24	2024
	1	0	0	2	0	0	1	0	1	0	2	4	11	2025
Hit and Run/DUI Crash	1	2	5	0	1	1	1	0	0	3	0	3	17	2024
	1	4	6	5	2	1	0	4	3	3	3	1	33	2025
Other Arrests	8	2	7	1	8	0	5	2	2	7	10	7	59	2024
	0	0	6	3	3	0	2	0	3	4	4	2	27	2025
Other Custody/Marchman/Baker/RPC	1	5	5	2	4	2	3	1	4	4	3	3	37	2024
	1	4	4	6	3	4	4	2	5	1	3	2	39	2025
Missing Persons	0	0	2	0	4	0	0	0	0	0	0	0	6	2024
	1	0	2	0	0	0	1	0	0	0	2	2	8	2025
Suspicious Incidents/Non Criminal	4	6	22	11	18	6	3	3	5	12	22	22	134	2024
	4	3	12	10	12	4	10	3	6	26	25	34	149	2025
Sex Offender Check	0	0	0	2	0	1	0	0	1	1	0	1	6	2024
	0	0	1	2	0	0	1	0	1	2	0	0	7	2025
Arrest/Search Warrants	0	2	0	0	0	1	0	0	0	0	0	0	3	2024
	0	0	0	0	0	0	1	4	0	0	0	0	5	2025
Reports Completed	81	70	91	54	87	91	68	67	67	60	78	69	883	2024
	55	77	85	65	109	72	96	97	70	81	79	85	971	2025
Dept Wide Evidence Intake	24	20	39	33	32	12	9	8	11	32	12	18	250	2024
	2	4	25	13	25	34	10	12	7	12	12	28	184	2025
Child Protection Team Interviews	0	1	0	0	0	1	0	0	0	0	1	0	3	2024
	0	0	0	0	0	0	0	0	0	0	1	1	2	2025
Employee Background Checks	0	1	5	0	0	2	0	2	3	1	0	0	14	2024
	2	3	3	2	2	1	2	2	1	0	0	1	19	2025
Other non-criminal related duties	26	32	27	15	17	29	8	4	5	5	4	21	193	2024
	11	22	13	16	16	22	17	6	6	6	10	14	159	2025
2024 TOTAL (Activities)	164	148	227	136	204	172	106	100	114	139	148	160	1818	2024
2025 TOTAL (Activities)	95	129	189	141	187	151	157	137	113	151	153	197	1800	2025

- The Detective Bureau handled a 40 % decrease (18 vs 30) in Battery/Assault cases in 2025 compared to the same period in 2024. There has been a 11.19% increase (149 vs 134) in Suspicious Incident cases. There has been a 2 % decrease (49 vs 50) in Theft cases when compared to the same period last year. For Calendar Year 2025, the detective bureau assigned cases decreased by 1% (1800 vs 1818) compared to Calendar Year 2024.

December Marine Report

The Marine Report reflects activities conducted by MIPD Marine Officers while patrolling Marco Island's waterways and canals. These activities include proactive patrols to enforce marine and environmental regulations and promote boater safety. For Calendar Year 2025, Marine activities decreased by 17% (5583 vs 6085) compared to Calendar Year 2024. The reduction is attributable, in part, to the onboarding of new marine operators and the completion of required vessel and field training, as well as Florida Statute 327.56 which now requires vessel owners' consent for sanitation inspection of vessels.

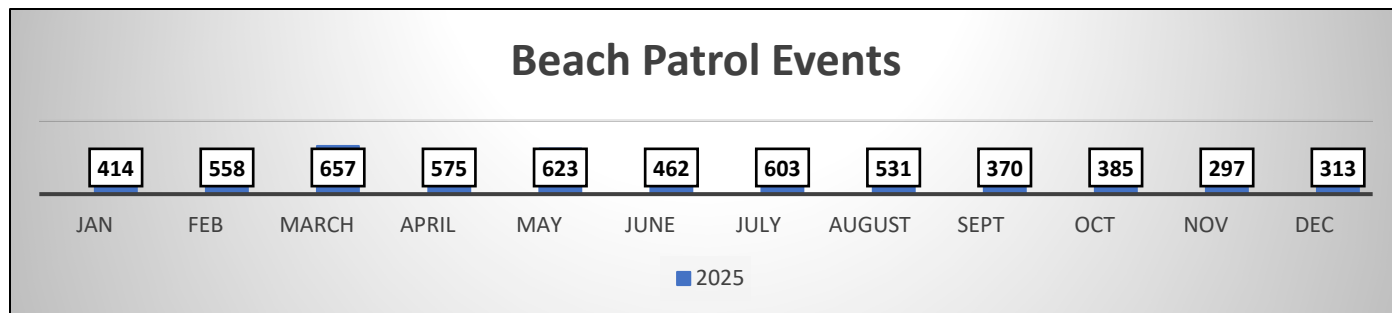
	Jan	Feb	Mar	Apr	May	Jun	Jul	Aug	Sept	Oct	Nov	Dec	TOTAL	YEAR
Canal, Bay River and Gulf Patrol	20	129	371	370	400	353	400	203	290	219	108	20	2883	2024
	101	200	286	299	338	155	200	175	230	225	158	155	2522	2025
Patrols / Business Checks	92	62	120	134	134	154	211	162	144	93	83	24	1413	2024
	84	65	134	136	190	101	117	119	120	115	110	35	1326	2025
Vessel Stops	11	30	121	97	94	48	62	29	38	23	18	3	574	2024
	20	35	47	31	44	14	15	14	10	11	21	13	275	2025
Citations / Warning	13	31	122	99	69	51	64	36	42	26	18	3	574	2024
	23	51	50	34	44	16	16	16	12	12	23	15	312	2025
Sanitation Inspections - Factory Bay	6	6	6	6	6	6	0	3	3	0	4	4	50	2024
	5	4	3	3	7	5	4	2	4	0	0	0	37	2025
Sanitation Inspections - Smokehouse Bay	5	5	5	5	5	5	0	2	2	0	2	5	41	2024
	5	5	4	3	7	4	6	2	1	1	0	0	38	2025
Suspicious Vehicles	0	0	3	3	1	1	0	1	3	1	0	0	13	2024
	2	0	0	0	1	2	1	1	3	2	0	0	12	2025
Marine Emergency Response (MERT)	1	0	7	4	3	4	4	3	0	3	2	1	32	2024
	1	2	4	4	8	2	2	2	1	2	1	2	31	2025
Assist Boaters / Citizen Contacts	20	24	5	5	20	15	3	7	14	11	0	2	126	2024
	13	15	12	11	22	4	2	3	1	3	5	0	91	2025
Resource Checks	15	6	6	5	4	4	0	0	0	0	0	3	43	2024
	4	10	4	3	0	2	1	3	3	0	2	2	34	2025
Boater Safety Checks	9	16	33	44	39	39	40	17	16	3	8	2	266	2024
	9	18	18	20	27	15	10	10	10	8	5	1	151	2025
Marina Inspections	50	62	85	85	85	85	95	80	80	80	3	0	790	2024
	65	45	60	80	85	85	68	65	60	55	48	38	754	2025
Total Events	242	371	884	857	860	765	879	543	632	459	246	67	6805	2024
Total Events	332	450	622	624	773	405	442	412	455	434	373	261	5583	2025

*Sanitation Inspection: Enforcement of sanitation regulations to ensure environmental standards for waste are being met.

*Resource Checks: Enforcement of the Florida Administrative Code for Florida Saltwater Fishing Regulations.

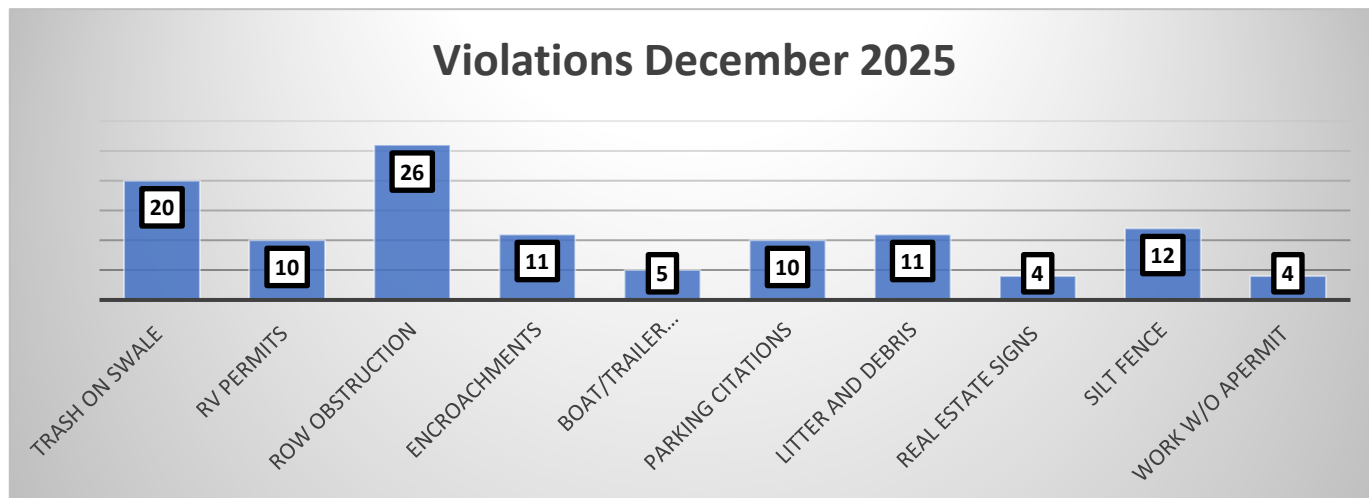
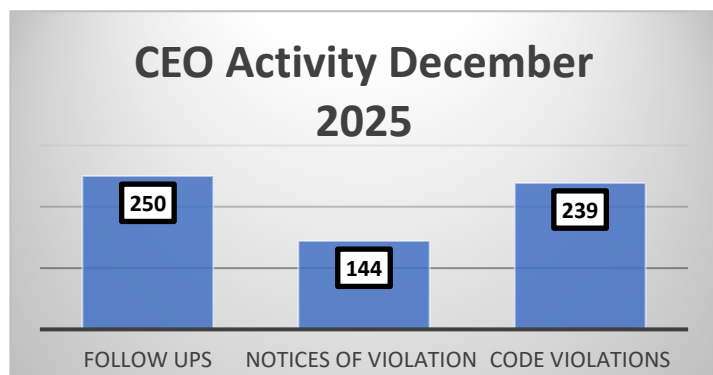
*Marina Inspections: Patrol and enforcement of marine regulations for vessels leaving and entering Marinas.

December 2025 Beach Patrol:



Beach Patrol events increased slightly (313 vs 297) in December compared to the previous month. On December 10, Code Enforcement assisted Audubon Western Everglades with the capture and transport of an injured bird to a treatment facility. Throughout the month, Code officers responded to eight incidents involving injured or sick animals. In addition to these calls, officers continued to monitor and enforce a variety of beach-related ordinances, including regulations regarding dogs on the beach. There was one instance of dune trespassing during the month, which was handled promptly by our officers.

December 2025 Code Enforcement Officer (CEO) Report:



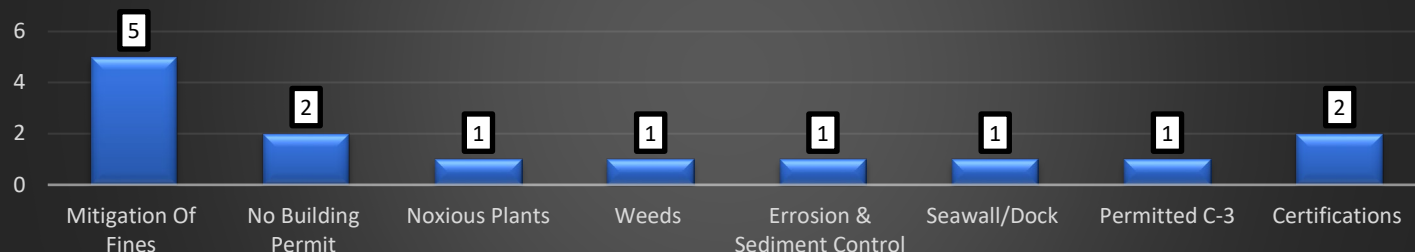
Code Enforcement Officer (CEO) activity in December 2025 remained predominantly self-initiated, with self-initiated investigations exceeding dispatched cases by over 950% (1444 vs 134). RV Permits increased this month by 150% when compared with November. Right of Way Obstructions increased 160% compared to November. Parking Citations have declined by 73% from last month due in part to the moratorium on overnight swale parking. The high volume of self-initiated investigations underscores the proactive efforts of CEOs in identifying and addressing issues.

***** This figure reflects the total number of violations and not the number of cases. This is to account for cases with multiple violations**

Special Magistrate Hearings - 2025:

	25-Jan	25-Feb	25-Mar	25-Apr	25-May	25-Jun	25-Jul	25-Aug	25-Sep	25-Oct	25-Nov	25-Dec
Number of Cases Scheduled for Magistrate	26	20	18	23	16	26	29	39	21	9	16	7
Number of Cases Scheduled for Certification of Fines	0	2	0	0	5	3	16	17	5	0	0	2
Number of Cases for Mitigation of Fines	8	4	0	1	0	5	2	2	0	4	1	5

December 2025 Violation Detail for Magistrate Hearings

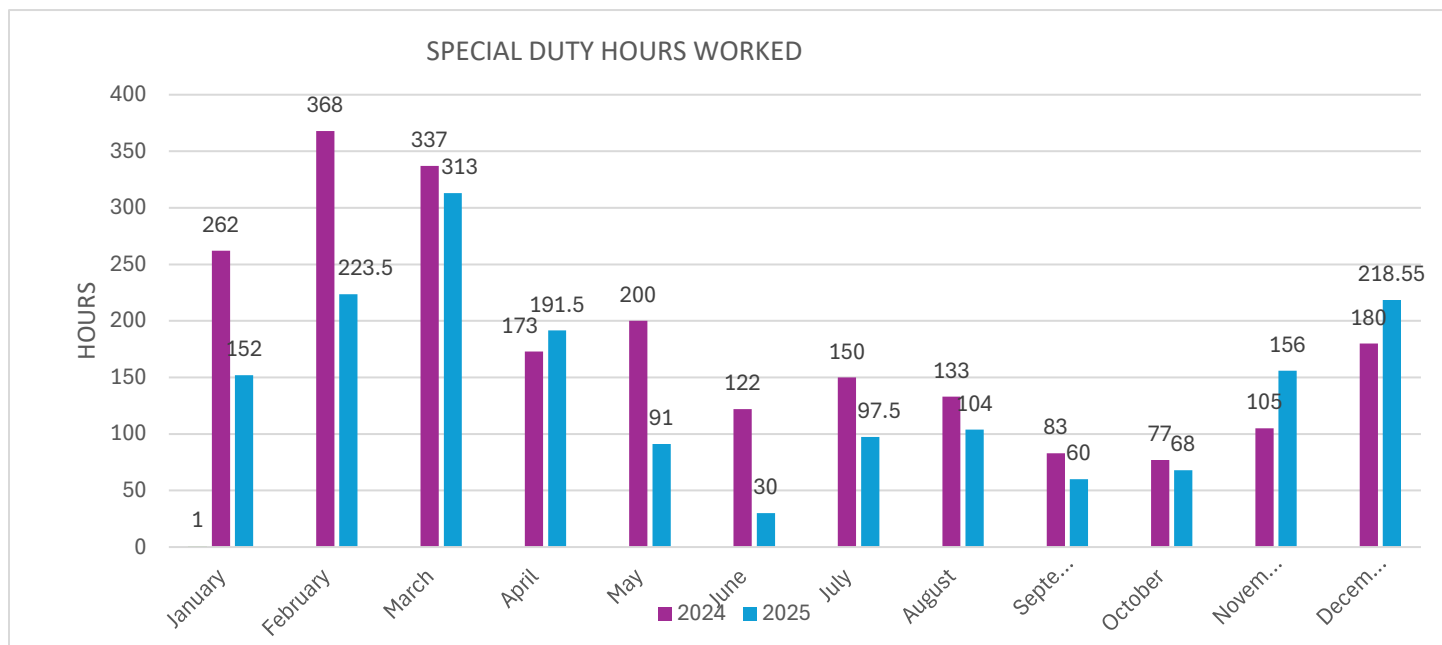


** There were 14 cases scheduled for the Special Magistrate Hearing in the month of December. There were 2 Certification of Fines, which involves placing a lien for unpaid fines. There were 5 cases for Mitigation of Fines on the December Docket. Mitigation is a structured process to evaluate reducing the financial penalty associated with a violation or offense.

For more information regarding the Special Magistrate Hearings please visit:

<https://marcoisland.legistar.com/Calendar.aspx>

Special Duty Details:



Special Duty Details refer to law enforcement duties performed for an outside vendor in addition to an officer's regularly scheduled work hours. These voluntary assignments include, but are not limited to, traffic and security at various locations. December 2025 Special Duty hours increased slightly due to 3 newly added private business activities over the December 24th time period. Hours were 21% higher (218 vs. 180) compared to the same time last year.

Community Engagement Report

- Overall the MIPD social media is up 42.6% for post shares compared to last month.

#Bettertogether Highlight (posted 12-29-25)

We want to extend a heartfelt thank you to our incredible organizers, Al's Pals and Joanne Ranieri, for their dedication and leadership in making our Annual Toy Drive such a success. 📺
A special thank you to the amazing island organizations and groups who helped make this possible:

- 🌸 Calusa Garden Club 📺 CAMI
- 🎄 Christmas Island Style (Parade) 🚲 Island Bike Shop
- 📖 Marco Island Girls Book Club 🏸 Marco Island Racquet Center
- 🚲 Marco Island Sun & Fun Sports 🌞 Sunshine Sisters
- 💕 Women's Club of Marco Island

And a sincere thank you to all the community members who donated toys at the Marco Island Police Department. Because of your generosity, hundreds of local children and families experienced the joy of Christmas. We truly couldn't have done it without you. 💕 📺



Top Performing Posts (posted 12-8-25)

🎄 A magical evening on Marco Island!
Thank you to everyone who joined us for the Annual Tree Lighting. The park was full of holiday spirit, smiling families, and that unforgettable moment the tree lit up the night. ✨

🎄 ✨ **Christmas Island Style Parade** ✨ 🎄 (posted 12-15-25)

The **Marco Island Police Department** had an awesome time at the **Christmas Island Style Parade** on **Saturday, December 13, 2025**! Thank you to everyone who came out to participate and celebrate the holiday season with us. It was truly a joyful way to share the Christmas spirit on the Island! 📺 📺 📺 📺



📺 Congratulations, MIPD 📺 (posted 12-9-25)

Marco Island Police Chief Tracy Frazzano has accepted the 2025 Enrique Camarena Award from the Florida State Elks Association on behalf of herself and the entire Marco Island Police Department. This drug awareness award recognizes the department's outstanding service, leadership, and dedication to keeping our community safe. 📺 💕 🚲

Total Incidents:

Incidents	JAN	FEB	MAR	APR	MAY	JUN	JUL	AUG	SEP	OCT	NOV	DEC	Total YTD	
Community Oriented Policing Activities	1,780	1,733	1,751	1,758	1,763	2,058	1,978	1,798	1,698	1,597	1,559	1,791	21,264	2024
	1,868	1,716	1,893	1,463	1,641	1,574	1,613	1,570	1,913	2,112	2,102	2,383	21,848	2025
Extra Patrols	5,934	5,493	5,695	5,765	5,828	6,117	6,025	5,642	5,608	5,475	6,220	6,682	70,484	2024
	7,184	6,973	7,227	6,135	6,667	6,202	6,709	6,739	8,217	9,784	9,342	10,583	91,762	2025
Parking Complaints	50	84	101	45	28	14	44	26	17	9	30	15	463	2024
	14	49	45	30	18	9	16	55	41	45	27	25	374	2025
Noise Complaints	29	34	43	44	37	22	44	18	19	12	25	36	363	2024
	15	14	40	33	37	22	35	35	14	18	11	24	298	2025
Traffic Stops	479	331	333	322	486	437	441	327	301	304	386	382	4,529	2024
	361	437	470	386	424	380	460	495	454	705	591	614	5,777	2025
Noise Complaints Verified	3	0	2	1	0	0	5	6	3	1	1	3	25	2024
	0	1	1	2	0	0	4	6	4	1	0	1	20	2025
Traffic Citations	100	45	45	38	86	69	54	44	28	30	32	41	612	2024
	35	39	32	13	53	18	31	31	32	44	58	43	429	2025
Traffic, Parking & Vessel Written Warnings	95	116	217	158	124	138	180	148	100	77	90	53	1,496	2024
	95	107	111	99	69	68	81	81	94	113	118	83	1,119	2025
Vehicle Crash	32	24	42	30	19	13	21	12	8	10	20	28	259	2024
	29	55	49	58	27	11	26	20	27	18	35	39	394	2025
Crime or Incident Reports Taken	85	60	91	54	85	41	61	45	51	58	74	67	772	2024
	82	75	116	51	49	50	62	35	15	63	55	79	732	2025
Persons Arrested	9	2	10	3	12	5	9	7	5	10	10	10	92	2024
	7	2	1	3	3	3	3	4	7	5	4	8	50	2025
Total Incidents	8,596	7,922	8,330	8,218	8,468	8,914	8,862	8,073	7,838	7,583	8,447	9,108	100,359	2024
	9,690	9,468	9,985	8,273	8,988	8,337	9,040	9,071	10,818	12,908	12,343	13,882	122,803	2025

- Traffic stops have increased 60%, including bicycles, vehicles and vessels from the same period last year.

Calls for Service by Call Source:

Call Source	JAN	FEB	MAR	APR	MAY	JUN	JUL	AUG	SEP	OCT	NOV	DEC	Total YTD	
Officer/ Field Initiated	8,821	8,204	8,573	8,498	8,898	9,227	9,162	8,320	8,160	7,919	9,084	9,546	104,412	2024
	10,241	10,100	10,625	9,136	9,602	8,964	9,624	9,720	11,466	14,066	13,382	14,415	131,341	2025
911 Initiated	413	461	563	418	394	330	335	362	341	327	375	437	4,756	2024
	523	554	630	507	465	446	433	449	383	393	445	448	5,676	2025
Non- Emergency Dispatch Initiated	515	424	607	536	478	396	441	436	448	483	473	649	5,886	2024
	433	541	574	495	535	462	490	423	399	456	441	519	5,768	2025
Total Calls for Service	9,232	9,089	9,743	9,452	9,321	9,770	9,938	9,118	8,913	8,729	9,932	10,632	113,869	2024
	11,197	11,195	11,829	10,138	10,602	9,872	10,547	10,592	12,248	14,915	14,268	15,382	142,785	2025

* Calls for Service data, captured in the agency's Computer-Aided Dispatch (CAD) system, reflects any call that prompts a police officer or code enforcement officer to act or expend resources, whether initiated by the agency or the public. Notably, in December 2025, 13,448 more calls for service were officer-initiated in the field, than being driven by 911 or administrative dispatch. This reflects a continued emphasis on proactive policing. Conversely, 911 calls for Calendar Year 2025 increased 19% (5,676 vs 4,756) compared to Calendar Year 2024.

Vehicle Count Daily Averages

Location	JAN	FEB	MAR	APR	MAY	JUN	JUL	AUG	SEP	OCT	NOV	DEC	Avg Daily YTD	
Jolley Bridge North bound	6,434	12,025	10,658	10,887	8,392	6,803	5,798	7,419	7,648	7,725	9,591	10,377	8,646	2024
	12,668	14,636	14,920	13,203	11,574	10,903	6,528	9,421	10,252	11,881	11,820	12,080	11,657	2025
Jolley Bridge South bound	8,427	12,120	10,413	9,945	8,520	6,461	2,071	5,526	9,954	8,527	12,704	12,767	8,953	2024
	15,121	16,875	16,726	14,432	12,173	8,918	10,468	10,607	10,729	11,335	13,487	13,885	12,896	2025

Traffic coming onto Marco Island via the Jolley Bridge in December of 2025 represented an 8.7% increase over December of 2024. Overall, daily traffic to and from Marco Island has increased in Calendar Year 2025 compared to Calendar Year 2024..