



# City of Marco Island

Meeting Date: July 6, 2026  
To: City Council  
From: Interim Police Chief Joseph Belardo  
Through: Casey Lucius, Ph.D., City Manager  
Re: May 2026 Monthly City Council Report

## Employee News



On May 27th, members of the community, law enforcement personnel from Marco Island and surrounding agencies, family, and friends gathered to recognize two important milestones for members of the Marco Island Police Department.

Chief Tracy Frazzano celebrated her retirement after nearly seven years as Chief of Police for the Marco Island Police Department.

Following the retirement ceremony, Joseph Belardo was officially sworn in as Interim Police Chief.

Interim Chief Belardo has been with the department for more than six years, beginning his service as a patrol officer before advancing through the ranks to lieutenant prior to his promotion as Interim Chief.

## Community Oriented Policing

Our officers have been on the move throughout the community as residents searched for and collected their unique Marco Island Police Department baseball cards as part of our “Find the Finest” program! The program concluded, and officers celebrated with our winners. Participants received prizes and spent time meeting our officers, taking photos, and sharing the excitement of the program. Programs like these are at the heart of community policing, creating opportunities for positive interactions, building relationships between officers and residents, and helping to strengthen the connections that make Marco Island such a special place.



## May Police Activity Crime Report:

In May 2026, 56 incidents were reported to the Marco Island Police Department. Crimes against persons data remained the same compared to May 2025. Property crimes decreased by 50% (6 vs. 12) when comparing May 2026 with May 2025. Miscellaneous crimes increased by 33% (4 vs. 3) compared to 2025, largely attributed to criminal traffic offenses. Crimes against society increased (3 vs. 1) compared to May 2025. The Marco Island Police Department made 9 arrests in May 2026 on charges including DUI, Narcotics Possession, Hit & Run, Battery, and Driving Without a License.

2026 vs. 2025 Crimes by Category, Non-Criminal Offenses							
May-2026			May-2025			% of Change	
Crimes against Persons	# of incidents	Year to Date	Crimes against Persons	# of incidents	Year to Date	May 26 v. May 25	YTD
Sex offenses	0	0	Sex offenses	0	0		
Domestic Battery	0	7	Domestic Battery	1	4		
Assault	1	6	Assault	0	15		
Impersonation	0	0	Impersonation	0	1		
Intimation/Stalking	0	1	Intimation/Stalking	0	1		
<b>Total</b>	<b>1</b>	<b>14</b>	<b>Total</b>	<b>1</b>	<b>21</b>	0%	-33%
<b>Property Crimes</b>			<b>Property Crimes</b>				
Robbery	0	0	Robbery	0	1		
Burglary	2	10	Burglary	0	1		
Burglary Auto	0	2	Burglary Auto	0	1		
Bicycle Theft	0	2	Bicycle Theft	4	4		
Motor Vehicle Theft	0	2	Motor Vehicle Theft	0	0		
Theft	0	20	Theft	5	21		
Criminal Mischief/ Vandalism	2	11	Criminal Mischief/ Vandalism	2	5		
Fraud	2	11	Fraud	1	1		
<b>Total</b>	<b>6</b>	<b>58</b>	<b>Total</b>	<b>12</b>	<b>34</b>	-50%	71%
<b>Misc. Crimes</b>			<b>Misc. Crimes</b>				
Others (Trespass, Warrants, etc)	0	16	Others (Trespass, Warrants, etc)	1	16		
Hit and Run	1	12	Hit and Run	1	9		
Resisting Officers	0	0	Resisting Officers	0	0		
Criminal Traffic	3	12	Criminal Traffic	1	3		
Open carry of weapon	0	0	Open carry of weapon	0	0		
Fleeing and Eluding	0	0	Fleeing and Eluding	0	0		
<b>Total</b>	<b>4</b>	<b>40</b>	<b>Total</b>	<b>3</b>	<b>28</b>	33%	43%
<b>Crimes against Society</b>			<b>Crimes against Society</b>				
DUI	1	5	DUI	0	8		
Narcotics	2	3	Narcotics	1	3		
<b>Total</b>	<b>3</b>	<b>8</b>	<b>Total</b>	<b>1</b>	<b>11</b>	200%	-27%
<b>Other Incidents</b>			<b>Other Incidents</b>				
Marchman Act	1	6	Marchman Act	1	4		
Baker Act	0	10	Baker Act	1	9		
Operation Medicine Cabinet	3	12	Operation Medicine Cabinet	2	7		
Non-Criminal incidents	38	194	Non-Criminal incidents	32	182		
<b>Total</b>	<b>42</b>	<b>222</b>	<b>Total</b>	<b>36</b>	<b>202</b>	17%	10%

Note: Non-Criminal incidents are reports that do not have a criminal offense or are information reports. Examples include fraud cases (outside of Marco Island Jurisdiction), other agency assists, lost and found items, and medical assists.

**Note: Non-Criminal incidents are reports that do not have a criminal offense or are information reports. Examples include fraud cases (outside of Marco Island jurisdiction), other agency assists, lost, and found items and medical assists.**

Note: Multiple criminal offenses may have occurred within some incidents. This reporting aligns with new crime data collection requirements from the Florida Department of Law Enforcement and the FBI. This announcement for crime reporting was covered in the February 2022 monthly report. Non-criminal incidents are reports that do not have a criminal offense or are information reports. Examples include fraud cases (outside of Marco Island jurisdiction), other agency assists, lost and found items and medical assists.

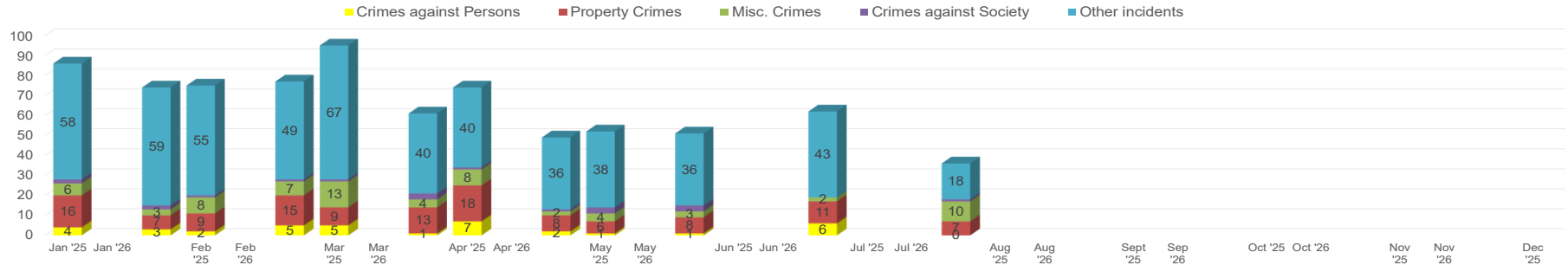
\*Marchman Act: Florida Substance Abuse Impairment Act F.S.S Chapter 397

\* Baker Act: Florida Mental Health Act F.S.S Chapter 394

## 2026. vs 2025 Incident Trend

In May 2026, there were 38 non-criminal incidents reported. 29% of non-criminal incident reports were comprised of suspicious incidents. 14% of reports referred to assistance to other agencies including Collier EMS, Marco Island Fire Department, and other law enforcement agencies. 11% of non-criminal incident reports are for lost and found property. The Marco Island Police Department will accept found property into our property and evidence department for safekeeping until an owner can be located.

2026 v. 2025 Incident Trends



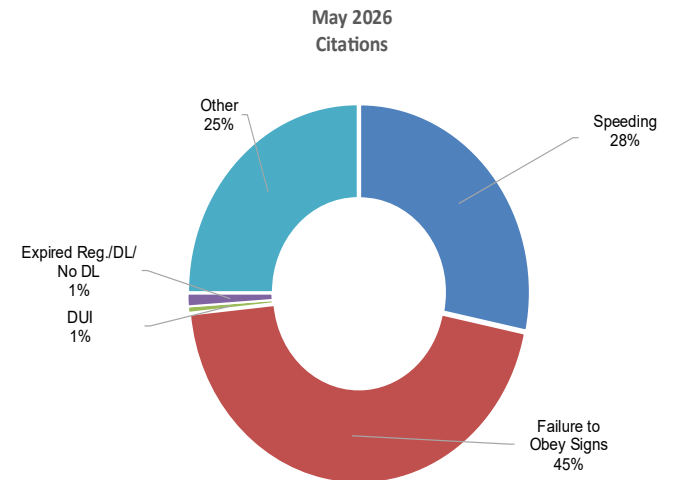
2025	Theft	Theft	Animal Bites	Assault
2026			=	

This data highlights the diverse range of incidents that the department responds to, emphasizing both public safety and community support.

## Traffic Patrol

In May 2026, there were 481 traffic citations and warnings issued by the Marco Island Police Department. Of the 190 written citations issued, 45% were for failure to obey traffic signs or traffic lights. 1% of citations were for operating a motor vehicle with an expired registration or driver's license. 28% were for excess speeding. 25% of citations were issued for other citations such as no insurance, improper turns, or careless driving. In May 2026, there were 2 criminal traffic citations for driving with suspended license with knowledge and for driving under the influence. In May 2026 there were 2 seized drivers licenses and 2 seized license plates during traffic stops.

In May 2026, MIPD officers conducted 76 bicycle and e-bike stops. Of those stops, 41 resulted in written warnings and 1 resulted in a citation. Informational packets were supplied to riders during each stop. All stops resulted in corrective actions with lights, bells, and helmets distributed as needed.



## Detective Bureau Monthly Investigative Report

Detective Bureau data reflects the number of cases assigned to the bureau each month. These totals do not account for active investigations carried over from previous months and, therefore, do not reflect the bureau's overall caseload.

Case Type	Jan	Feb	Mar	Apr	May	Jun	Jul	Aug	Sept	Oct	Nov	Dec	TOTAL	YEAR
Death Investigations	4	1	2	1	3								11	2025
	4	1	2	2	1								10	2026
Robbery	0	0	0	0	0								0	2025
	0	0	0	0	0								0	2026
Sexual Battery/Sex Crime/ICAC	0	2	1	0	0								3	2025
	0	1	2	1	0								4	2026
Child Abuse/Neglect	0	0	0	0	1								1	2025
	1	1	0	0	0								2	2026
Conveyance Burglary	1	2	1	1	0								5	2025
	0	0	1	1	0								2	2026
Burglary	1	0	0	0	0								1	2025
	0	0	1	1	2								4	2026
Trespassing	0	0	5	2	1								8	2025
	5	2	4	4	2								17	2026
GTA & Recovery	2	0	1	0	0								3	2025
	0	0	0	1	0								1	2026
Theft/Grand & Petit	7	5	9	2	5								28	2025
	5	4	5	5	0								19	2026
Fraud	2	6	2	2	1								13	2025
	1	3	1	7	2								14	2026
Vandalism	3	0	4	7	2								16	2025
	2	0	2	1	2								7	2026
Battery/Assault	3	1	2	0	2								8	2025
	2	2	2	4	1								11	2026
Domestic Violence	2	0	2	0	0								4	2025
	0	1	2	1	1								5	2026
Hit and Run/DUI Crash	2	4	4	7	1								18	2025
	3	2	6	5	2								18	2026
Other Arrests	3	0	1	3	6								13	2025
	1	2	8	6	7								24	2026
Other Custody/Marchman/Baker/RPC	1	3	4	6	3								17	2025
	6	4	5	1	1								17	2026
Missing Persons	1	0	0	0	0								1	2025
	0	1	0	0	0								1	2026
Suspicious Incidents/Non Criminal	44	33	55	28	24								184	2025
	33	24	47	33	31								168	2026
Sex Offender Check	0	0	1	2	0								3	2025
	0	0	1	0	0								1	2026
Arrest/Search Warrants	0	0	0	0	0								0	2025
	0	1	0	0	3								4	2026
Reports Completed	72	78	91	51	109								401	2025
	118	64	95	97	123								497	2026
Dept Wide Evidence Intake	25	24	11	13	72								145	2025
	12	27	12	27	41								119	2026
Child Protection Team Interviews	0	0	0	0	1								1	2025
	0	0	0	0	0								0	2026
Employee Background Checks	0	0	0	0	0								0	2025
	2	0	0	0	1								3	2026
Other non-criminal related duties	15	14	19	16	16								80	2025
	18	10	11	15	20								74	2026
<b>2025 TOTAL (Activities)</b>	<b>188</b>	<b>173</b>	<b>215</b>	<b>141</b>	<b>247</b>	<b>0</b>	<b>0</b>	<b>0</b>	<b>0</b>	<b>0</b>	<b>0</b>	<b>0</b>	<b>964</b>	<b>2025</b>
<b>2026 TOTAL (Activities)</b>	<b>213</b>	<b>150</b>	<b>207</b>	<b>212</b>	<b>240</b>	<b>0</b>	<b>0</b>	<b>0</b>	<b>0</b>	<b>0</b>	<b>0</b>	<b>0</b>	<b>1022</b>	<b>2026</b>

- Battery/Assault cases decreased by 50% when compared to the same period last year (1 vs 2). Suspicious Incident cases increased by 29% (31 vs. 24), and Theft cases reflected a 100% decrease (0 vs. 5) compared to the same period last year.

## May Marine Report

The Marine Report reflects activities conducted by MIPD Marine Officers while patrolling Marco Island’s waterways and canals. These efforts include proactive patrols focused on enforcing marine and environmental regulations and promoting boater safety throughout the community. The Marine Unit demonstrated a strong proactive enforcement posture throughout May 2026. Personnel balanced preventative patrol operations, boating safety enforcement, investigations, waterway hazard mitigation, infrastructure concerns, community engagement, and officer readiness. Operational priorities remained focused on public safety, visibility, and seasonal marine activity preparedness. Citations/Warnings increased by 27% from the same time last year, and vessel stops increased by 22%.

	Jan	Feb	Mar	Apr	May	Jun	Jul	Aug	Sept	Oct	Nov	Dec	TOTAL	YEAR
Canal, Bay River and Gulf Patrol	101	200	286	299	338	155	200	175	230	225	158	155	<b>2522</b>	2025
	105	335	208	290	340									2026
Patrols / Business Checks	84	65	134	136	190	101	117	119	120	115	110	35	<b>1326</b>	2025
	75	75	150	122	150									2026
Vessel Stops	20	35	47	31	44	14	15	14	10	11	21	13	<b>275</b>	2025
	24	30	39	32	54									2026
Citations / Warning	23	51	50	34	44	16	16	16	12	12	23	15	<b>312</b>	2025
	24	30	41	36	56									2026
Sanitation Inspections - Factory Bay	5	4	3	3	7	5	4	2	4	0	0	0	<b>37</b>	2025
	0	0	2	0	0									2026
Sanitation Inspections - Smokehouse Bay	5	5	4	3	7	4	6	2	1	1	0	0	<b>38</b>	2025
	0	0	0	0	0									2026
Suspicious Vehicles	2	0	0	0	1	2	1	1	3	2	0	0	<b>12</b>	2025
	0	0	11	14	0									2026
Marine Emergency Response (MERT)	1	2	4	4	8	2	2	2	1	2	1	2	<b>31</b>	2025
	6	4	14	9	6									2026
Assist Boaters / Citizen Contacts	13	15	12	11	22	4	2	3	1	3	5	0	<b>91</b>	2025
	12	6	12	14	25									2026
Resource Checks	4	10	4	3	0	2	1	3	3	0	2	2	<b>34</b>	2025
	0	4	2	2	0									2026
Boater Safety Checks	9	18	18	20	27	15	10	10	10	8	5	1	<b>151</b>	2025
	12	20	16	21	25									2026
Marina Inspections	65	45	60	80	85	85	68	65	60	55	48	38	<b>754</b>	2025
	75	69	70	72	75									2026
<b>Total Events</b>	332	450	622	624	773	405	442	412	455	434	373	261	<b>5583</b>	2025
<b>Total Events</b>	333	573	565	612	731	0	0	0	0	0	0	0	0	2026

\*Sanitation Inspection: Enforcement of sanitation regulations to ensure environmental standards for waste are being met.

\*Resource Checks: Enforcement of the Florida Administrative Code for Florida Saltwater Fishing Regulations.

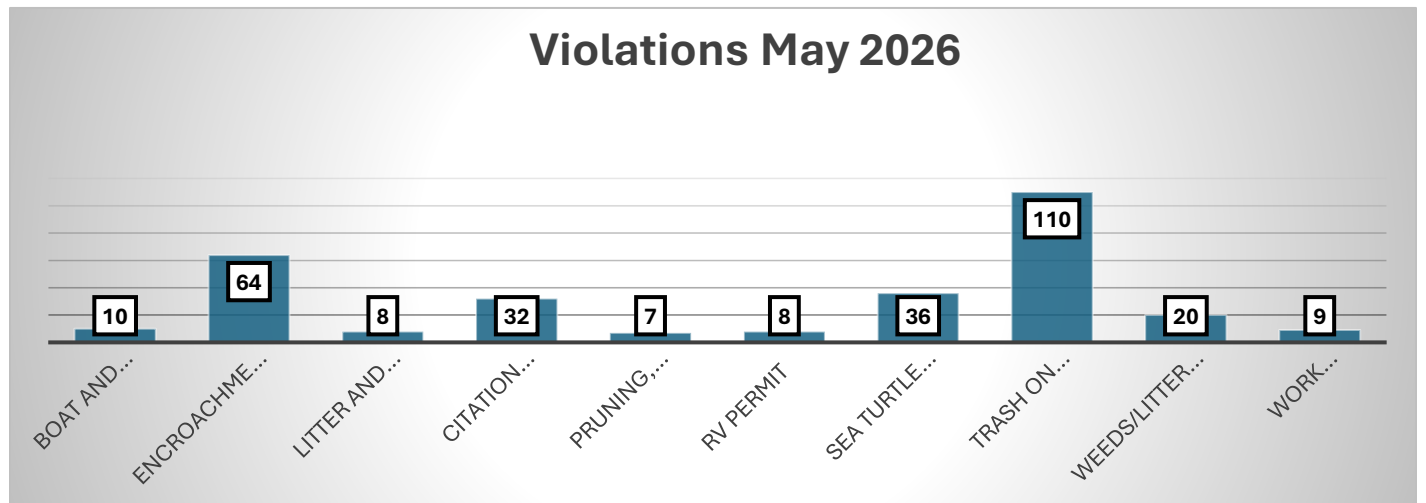
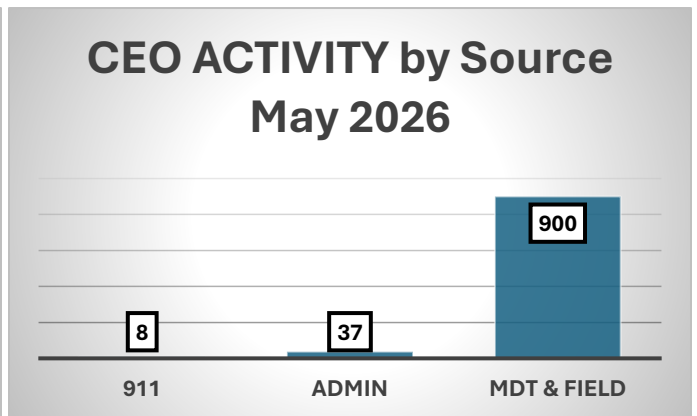
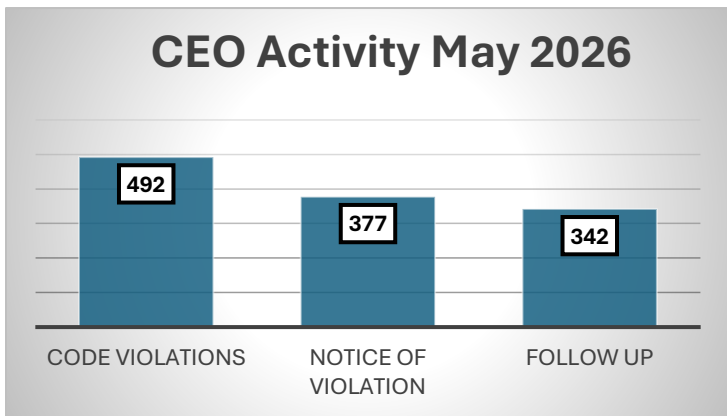
\*Marina Inspections: Patrol and enforcement of marine regulations for vessels leaving and entering Marinas.

**May 2026 Beach Patrol:**



Beach Patrol activity in May decreased by 6% (347 vs. 370) compared to the previous month. Code Enforcement Officers issued 25 warnings, including 9 for dogs (not a service animal), 4 for glass on the beach, 5 for bicycles, 2 for sea turtle lighting, 2 for grills on the beach, 2 noise related, and 1 assist with information. Officers continue to provide daily service to beachgoers.

**May 2026 Code Enforcement Officer (CEO) Report:**

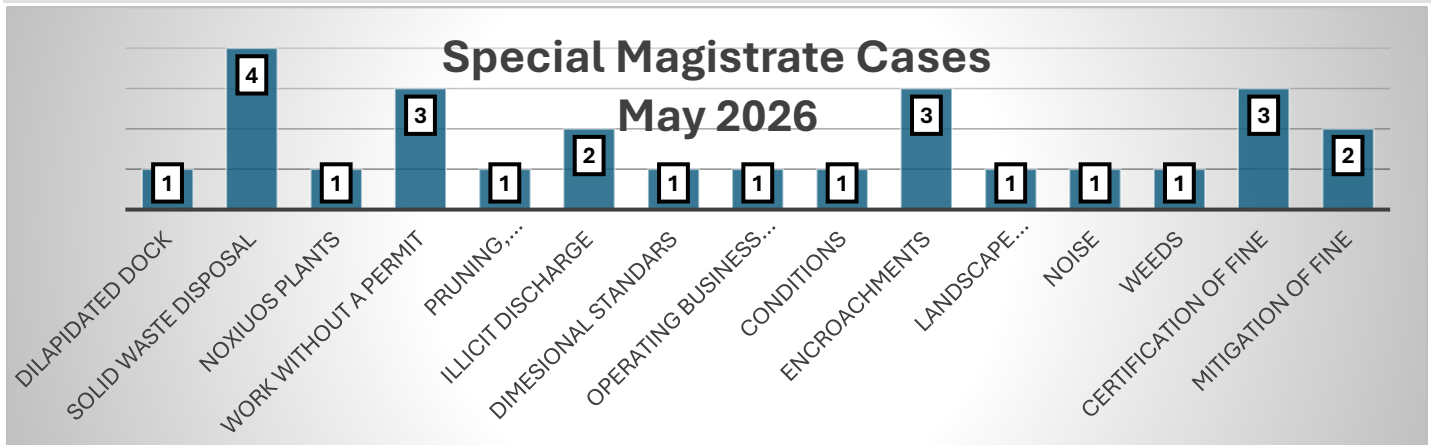


Code Enforcement Officer (CEO) activity in May 2026 remained predominantly self-initiated, with such investigations accounting for over 95% of all calls. Trash violations increased 43% (110 vs 71), and parking citations decreased 33% (32 vs 45), compared to last month. Sea Turtle protection violations accounted for 36 violations. The high volume of self-initiated investigations underscores the proactive efforts of Code Enforcement Officers in identifying and addressing issues before they escalate or are formally reported.

**\*\*\* This figure reflects the total number of violations and not the number of cases. This is to account for cases with multiple violations**

## Special Magistrate Hearings - 2026:

	26-Jan	26-Feb	26-Mar	26-Apr	26-May	26-Apr	26-May	26-Jun	26-Jul	26-Aug	26-Sep	26-Oct	26-Nov	26-Dec
Number of Cases Scheduled for Magistrate	15	9		26	20									
Number of Cases Scheduled for Certification of Fines	10	1		4	3									
Number of Cases for Mitigation of Fines	7	0		4	2									

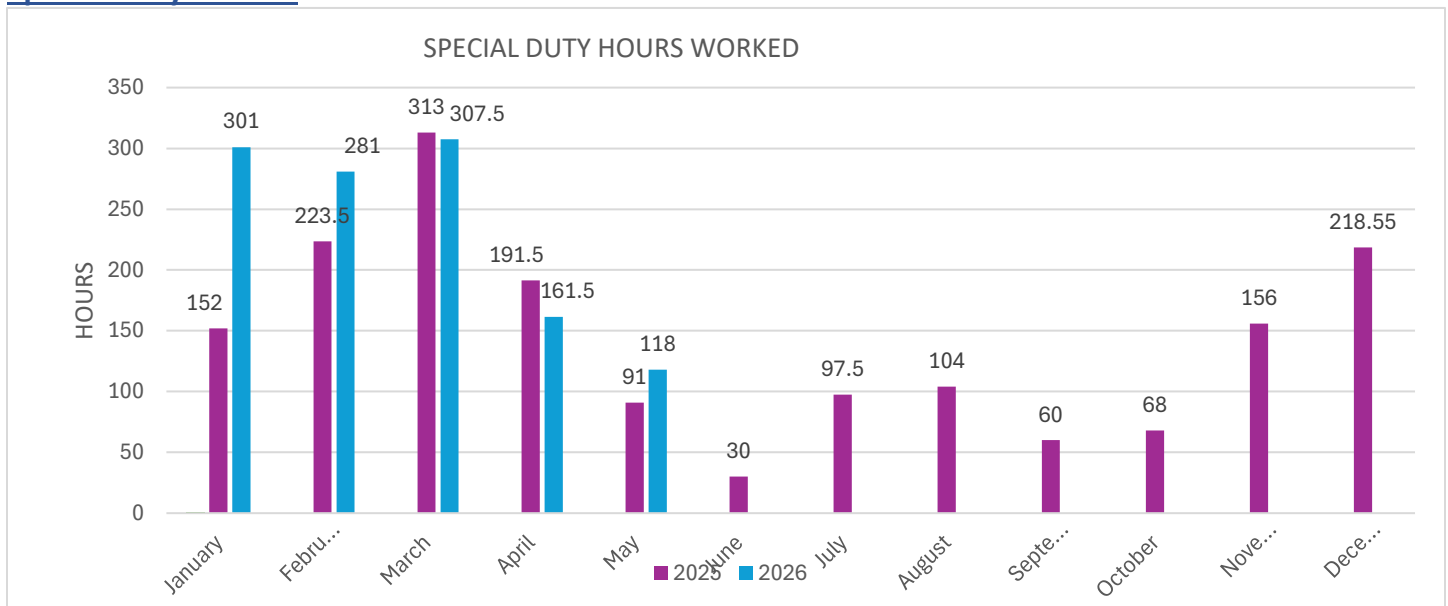


There were 26 items on the Special Magistrate Agenda for May. This included 3 Certification of Fines, which involves placing a lien for unpaid fines, and 2 cases for Mitigation of Fines. Mitigation is a structured process to evaluate reducing the financial penalty associated with a violation of offense.

For more information regarding the Special Magistrate Hearings please visit:

<https://marcoisland.legistar.com/Calendar.aspx>

## Special Duty Details:



Special Duty Details refer to law enforcement duties performed for an outside vendor in addition to an officer's regularly scheduled work hours. These voluntary assignments include, but are not limited to, traffic and security at various locations. May 2026 Special Duty hours totaled 118, representing a 29 % increase compared to the 91 hours worked during the same period last year. Details generally decline following the end of the Farmers Market and Easter.

## Community Engagement Report

Overall the MIPD social media is up 383 followers compared to last month

### #Bettertogether Highlight (5-17-26)

Code Enforcement Officer Pat Youngkin responded to a call for service after an injured osprey became trapped upside down high in a tree, reportedly with fishing line wrapped around its neck. With assistance from LCEC crews were able to safely rescue the bird and bring it down without further injury. Brittany Piersma of Audubon Western Everglades, who was assisting on scene, then transported the osprey for treatment and care. We appreciate LCEC and everyone involved for helping ensure the bird received the care it needed.



### Top Performing Posts

5-23-26

Collier County Emergency Medical Services honored the heroic actions of our first responders during the Lifesaving Phoenix Awards presentation.

We are proud to recognize the dedicated members of the Marco Island Fire Department and Marco Island Police Department whose courage and quick response directly contributed to saving lives in our community.

5-18-26

Did you know parts of the waters around Marco Island are still considered “blank spots” on modern seafloor maps? The Marco Island Police Department is proud to partner with the International SeaKeepers Society as part of the global Seabed 2030 Initiative, helping map local waterways and improve boater safety, navigation, and storm research. “Our waterways are constantly changing. There are sandbars, oyster beds, and shifting conditions every single day,” said Marine Patrol Officer Josh Ferris.



5-9-26

On May 9, more than 150 volunteers helped clean South Beach and collected over 200 pounds of trash — a new monthly record! Thank you to our May sponsors, Marco Island Area Association of Realtors and Snook Inn (CRG), and to the amazing volunteers from Marco Island Academy Key Club, Lely High School JROTC, Boucher Brothers, MICA, the Beach & Coastal Resources Advisory Committee, MIPD, Public Works, and our community. Together, we made the beach cleaner and safer for residents, sea turtles, and the environment! 🌿💙

### Total Incidents:

Incidents	JAN	FEB	MAR	APR	MAY	JUN	JUL	AUG	SEP	OCT	NOV	DEC	Total YTD	
Community Oriented Policing Activities	1,868	1,716	1,893	1,463	1,641	1,574	1,613	1,570	1,913	2,112	2,102	2,383	21,848	2025
	2,803	2,323	2,488	2,202	2,286								12,102	2026
Extra Patrols	7,184	6,973	7,227	6,135	6,667	6,202	6,709	6,739	8,217	9,784	9,342	10,583	91,762	2025
	10,531	8,474	8,687	7,663	7,734								43,089	2026
Parking Complaints	14	49	45	30	18	9	16	55	41	45	27	25	374	2025
	33	34	68	86	47								268	2026
Noise Complaints	15	14	40	33	37	22	35	35	14	18	11	24	298	2025
	13	17	28	36	31								125	2026
Traffic Stops	361	437	470	386	424	380	460	495	454	705	591	614	5,777	2025
	663	723	759	523	931								3,599	2026
Noise Complaints Verified	0	1	1	2	0	0	4	6	4	1	0	1	20	2025
	1	7	13	10	5								36	2026
Traffic Citations	35	39	32	13	53	18	31	31	32	44	58	43	429	2025
	62	120	79	55	190								506	2026
Traffic, Parking & Vessel Written Warnings	95	107	111	99	69	68	81	81	94	113	118	83	1,119	2025
	145	178	220	201	347								1,091	2026
Vehicle Crash	29	55	49	58	27	11	26	20	27	18	35	39	394	2025
	36	36	56	38	25								191	2026
Crime or Incident Reports Taken	82	75	116	51	49	50	62	35	15	63	55	79	732	2025
	75	54	95	74	56								354	2026
Persons Arrested	7	2	1	3	3	3	3	4	7	5	4	8	50	2025
	2	4	9	10	9								34	2026
Total Incidents	9,690	9,468	9,985	8,273	8,988	8,337	9,040	9,071	10,818	12,908	12,343	13,882	122,803	2025
	14,364	11,970	12,502	10,898	11,661	0	0	0	0	0	0	0	61,395	2026

Traffic stops increased 119 % (931 vs. 424) and traffic citations increased 258% (190 vs. 53), when compared to this time last year.

### Calls for Service by Call Source: Vehicle Count Daily Averages

Call Source	JAN	FEB	MAR	APR	MAY	JUN	JUL	AUG	SEP	OCT	NOV	DEC	Total YTD	
Officer/ Field Initiated	10,241	10,100	10,625	9,136	9,602	8,964	9,624	9,720	11,466	14,066	13,382	14,415	131,341	2025
	14,982	12,451	13,063	11,541	12,289								64,326	2026
911 Initiated	523	554	630	507	465	446	433	449	383	393	445	448	5,676	2025
	523	559	746	645	479								2,952	2026
Non- Emergency Dispatch Initiated	433	541	574	495	535	462	490	423	399	456	441	519	5,768	2025
	480	440	603	523	492								2,538	2026
Total Calls for Service	11,197	11,195	11,829	10,138	10,602	9,872	10,547	10,592	12,248	14,915	14,268	15,382	142,785	2025
	15,985	13,450	14,412	12,709	13,260	0	0	0	0	0	0	0	69,816	2026

\* Calls for Service data, captured in the agency's Computer-Aided Dispatch (CAD) system, reflects any call that prompts a police officer or code enforcement officer to act or expend resources, whether initiated by the agency or the public. Notably, in May 2026, 92% of calls for service were officer-initiated in the field, as opposed to being driven by 911 or administrative dispatch. This reflects a continued emphasis on proactive policing. Conversely, 911 calls increased 3% for May 2026 when compared to May 2025 (479 vs 465).

Location	JAN	FEB	MAR	APR	MAY	JUN	JUL	AUG	SEP	OCT	NOV	DEC	Avg Daily YTD	
Jolley Bridge North bound	12,668	14,636	14,920	13,203	11,574	10,903	6,528	9,421	10,252	11,881	11,820	12,080	11,657	2025
	13,831	15,071	15,109	14,252	11,459								13,944	2026
Jolley Bridge South bound	15,121	16,875	16,726	14,432	12,173	8,918	10,468	10,607	10,729	11,335	13,487	13,885	12,896	2025
	15,586	13,533	14,951	15,104	12,292								14,293	2026

Average daily traffic coming onto Marco Island via the Jolly Bridge increased .98 percent from May 2025 to May 2026.