



# City of Marco Island

Meeting Date: September 9<sup>th</sup>, 2024

To: City Council

From: Chief Tracy L. Frazzano

Through: Michael A. McNees, City Manager

Re: July 2024 Monthly City Council Report

---


## ***Employee News***

In July 2024, the Marco Island Police Department welcomed our newest Police Officer, Louis Balsamo. Officer Balsamo has nearly 28 years of Law Enforcement experience with the New York City Police Department (NYPD). Louis served in roles including Police Officer, Detective and Detective Sergeant for the NYPD. We are excited for his future service to the MIPD and the City of Marco Island.



## ***Community Oriented Policing***

In July 2024, the Marco Island Police Department were invited to the Wesley United Methodist Church to join Camp Able in a day of fun filled activities. Camp Able is an annual summer camp dedicated to providing people of all ages and diverse abilities to connect and enjoy a week of relationship building with friends and counselors. MIPD staff joined in on an afternoon of fun at the water park and even got to show off their patrol vehicle to a few lucky campers. The Marco Island Police Department values relationships with community events such as Camp Able and looks forward to future camps in the coming years.



## July Police Activity

### Crime Data:

Crime data reflected in the July Activity report contains offense information as reported by the MIPD to the FBI. In July 2024, 61 incidents were reported to the Marco Island Police Department. Total crimes against persons decreased by 3% as this time last year. Property crimes remained the same in in July 2024 as this time las year. Miscellaneous crimes showed a decrease of 40% due to a decrease in criminal traffic and hit and run incidents as this time last year. In July 2024, crimes against society, such as DUI incidents, decreased by 50%. The Marco Island Police Department had 9 arrests in July of 2024 for incidents including domestic violence related simple assault, out of county warrant, driving under the influence, disorderly conduct, and criminal traffic incidents.

2024 vs. 2023 Crimes by Category, Non-Criminal Offenses							
Jul-2024			Jul-2023			% of change	
Crimes against Persons	# of incidents	Year to Date	Crimes against Persons	# of incidents	Year to Date	July 2023 v July 2024	YTD
Sex offenses	1	2	Sex offense	1	5	0%	-3%
Domestic Battery	2	7	Domestic Battery	2	13		
Assault	0	22	Assault	1	11		
Intimation/Stalking	1	2	Intimation/Stalking	0	5		
Total	4	33	Total	4	34		
Property Crimes			Property Crimes			0%	-22%
Burglary	0	1	Burglary	1	2		
Theft	4	41	Theft	4	49		
Criminal Mischief/ Vandalism	0	9	Criminal Mischief/ Vandalism	1	15		
Fraud	2	7	Fraud	0	8		
Total	6	58	Total	6	74		
Misc. Crimes			Misc. Crimes			-40%	-9%
Others (Trespass, Warrants, etc)	3	29	Others (Trespass, Warrants, etc)	4	21		
Disorderly Intoxication	1	1	Disorderly Intoxication	1	3		
Criminal Traffic	3	9	Criminal Traffic	6	26		
Hit and Run	2	11	Hit and Run	4	5		
Total	9	50	Total	15	55		
Crimes against Society			Crimes against Society			-50%	-18%
DUI	1	14	DUI	2	17		
Total	1	14	Total	2	17		
Other Incidents			Other Incidents			-18%	-14%
Marchman Act	0	6	Marchman Act	1	6		
Baker Act	2	16	Baker Act	3	11		
Municipial Ordinance	0	0	Municipial Ordinance	1	1		
Operation Medicine Cabinet	1	12	Operation Medicine Cabinet	3	14		
Non-Criminal incidents	37	278	Non-Criminal incidents	41	330		
Total	40	312	Total	49	362		

Note: Multiple criminal offenses may have occurred within some incidents. This reporting aligns with new crime data collection requirements from the Florida Department of Law Enforcement and the FBI. This announcement for crime reporting was covered in the February 2022 monthly report. On-criminal incidents are reports that do not have a criminal offense or are information reports. Examples include fraud cases (outside of Marco Island jurisdiction), other agency assists, lost and found items and medical assists.

\*Marchman Act: Florida Substance Abuse Impairment Act F.S.S Chapter 397

\* Baker Act: Florida Mental Health Act F.S.S Chapter 394

## 2023 vs 2024 Incident Crime Trends

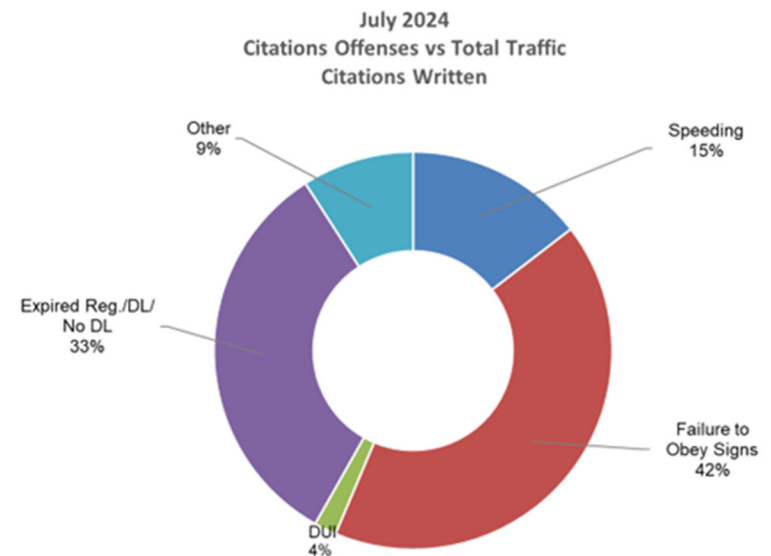
In July 2024, there were 37 non-criminal incidents reported. 16% of non-criminal incident reports were comprised of suspicious activities. 13% of reports were referencing assistance to other agencies including Collier EMS, Marco Island Fire Department, and other law enforcement agencies. 32% of non-criminal incident reports are for lost and found property.

**2024 v. 2023 Incident Trends  
by Crime Category, Non-Crime**



## July Traffic Patrol

In July 2024, there were 171 traffic citations and warnings issued by the Marco Island Police Department. Of the citations issued 42% were for failure to obey traffic signs or traffic lights. 15% were due to an excess in posted speed. 33% of citations were for operating a motor vehicle with an expired registration or driver's license. Other citations issued were for violations including safety belt infractions, improper passing, and illegal U-turns. In July 2024, the Marco Island Police Department seized 5 licenses during traffic stops due to license suspensions or revocations. 2 license plates were seized during traffic stops.



## July Detective Bureau Monthly Investigative Report

Detective Bureau data reflects cases that have been assigned to the Detective Bureau per month. Totals are not reflective of active investigations that have been assigned in previous months and therefore do not reflect overall caseload.

Case Type	Month												
	Jan	Feb	Mar	Apr	May	Jun	Jul	Aug	Sept	Oct	Nov	Dec	TOTAL
Death Investigations	1	2	0	1	2	0	1						7
ICAC Investigations	1	0	1	0	1	0	1						4
Robbery	1	0	0	0	0	0	0						1
Sexual Battery/Sex Crime	0	0	0	0	0	2	0						2
Child Abuse/Neglect	1	0	0	0	2	0	0						3
Conveyance Burglary	3	0	2	0	0	0	1						6
Burglary	0	0	1	0	0	0	0						1
Trespassing	1	0	2	0	0	0	0						3
GTA & Recovery	2	0	0	0	0	0	0						2
Theft/Grand & Petit	1	4	8	8	7	5	1						34
Fraud	0	0	0	1	5	1	3						10
Vandalism	3	0	3	3	3	0	0						12
Battery/Assault	4	1	6	1	4	0	0						16
Battery / Assault - Felony Level	1	0	0	0	0	1	0						2
Domestic Violence	0	0	2	5	4	0	2						13
Violation Injunction	0	0	0	0	0	1	0						1
Hit and Run/DUI Crash	1	2	6	0	0	0	1						10
Other Arrests	8	2	5	1	9	5	5						35
Other Custody/Marchman/Baker	1	5	5	2	4	3	3						23
Missing Persons	0	0	0	0	1	0	0						1
Suspicious Incidents/Non Criminal	4	6	14	7	8	3	3						45
Found Property	10	9	13	5	7	6	9						59
Operation Medicine Cabinet	2	2	1	2	3	1	1						12
Aid to Other Agency	0	1	1	1	0	0	0						3
Sex Offender Check	0	0	0	2	0	1	0						3
Search Warrants	0	2	0	0	0	1	0						3
Total	45	36	70	39	60	30	31						311

## July Marine Report

Marine Report data reflects activities completed by MIPD Marine Officers patrolling Marco Island's waterways and canals. Calls include proactive patrols for marine and environmental regulations as well as boater safety enforcement. MIPD Marine Officers also respond to marine emergencies as part of the Marine Emergency Response Taskforce (MERT).

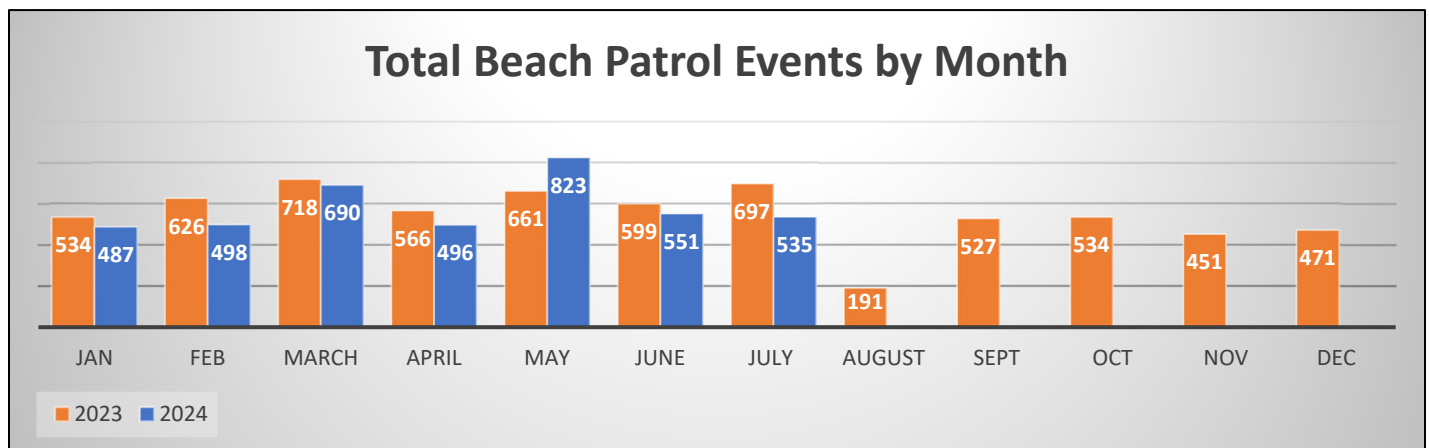
	JAN	FEB	MAR	APR	MAY	JUN	JUL	AUG	SEP	OCT	NOV	DEC	Total YTD	
Canal, Bay River and Gulf Patrol	289	229	372	431	353	145	406	200	130	288	87	87	3,017	2023
	20	129	371	370	400	353	400						2,043	2024
Patrols/ Business Checks	70	55	107	115	129	33	129	66	0	0	105	105	914	2023
	92	62	120	134	134	154	211						907	2024
Vessel Stops	77	56	139	99	89	54	101	29	38	38	23	23	766	2023
	11	30	121	97	94	48	62						463	2024
Citations/ Warnings	84	56	141	85	94	41	101	29	23	38	24	23	739	2023
	13	31	122	99	69	51	64						449	2024
Sanitation Inspections- Factory Bay	5	2	9	2	1	6	4	1	6	6	6	6	54	2023
	6	6	6	6	6	6	0						36	2024
Sanitation Inspections- Smokehouse Bay	7	1	10	2	0	11	6	2	5	5	5	5	59	2023
	5	5	5	5	5	5	0						30	2024
Suspicious Vessels	0	4	7	2	1	1	2	1	0	0	0	0	18	2023
	0	0	3	3	1	1	0						8	2024
MERT (Marine Emergency Response)	4	2	1	3	2	1	4	3	1	2	1	1	25	2023
	1	0	7	4	3	4	4						23	2024
Assist Boaters/ Citizen Contacts	23	24	62	0	0	57	107	34	0	0	23	23	353	2023
	20	24	5	5	20	15	3						92	2024
Resource Checks	6	4	8	8	8	8	1	3	0	0	25	25	96	2023
	15	6	6	5	4	4	0						40	2024
Boater Safety Checks	17	7	53	66	34	40	57	15	13	28	17	17	364	2023
	9	16	33	44	39	39	40						220	2024
Marina Inspections	65	58	115	129	112	39	137	47	51	65	0	0	818	2023
	50	62	85	85	85	85	95						547	2024
Total Events	647	499	1024	995	822	436	1055	430	267	288	301	601	7,365	2023
	237	371	887	858	883	766	879						4,881	2024

\*Sanitation Inspection: Enforcement of sanitation regulations to ensure environmental standards for waste are being met.

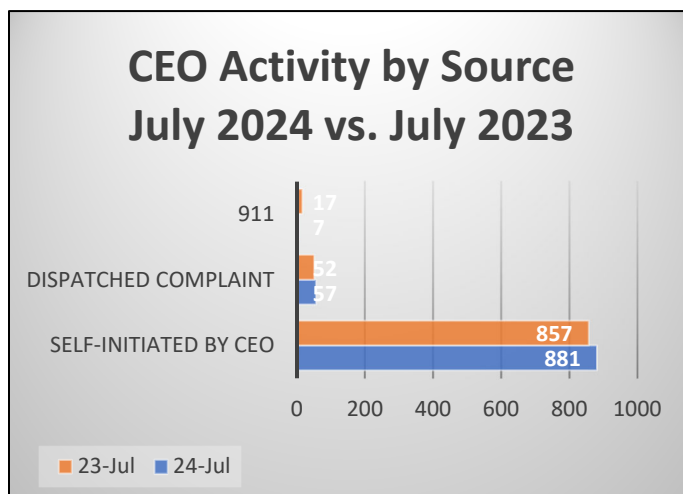
\*Resource Checks: Enforcement of Florida Administrative Code for Florida Saltwater Fishing Regulations.

\*Marina Inspections: Patrol and enforcement of marine regulations for vessels leaving and entering Marinas.

## July 2024 Beach Patrol:

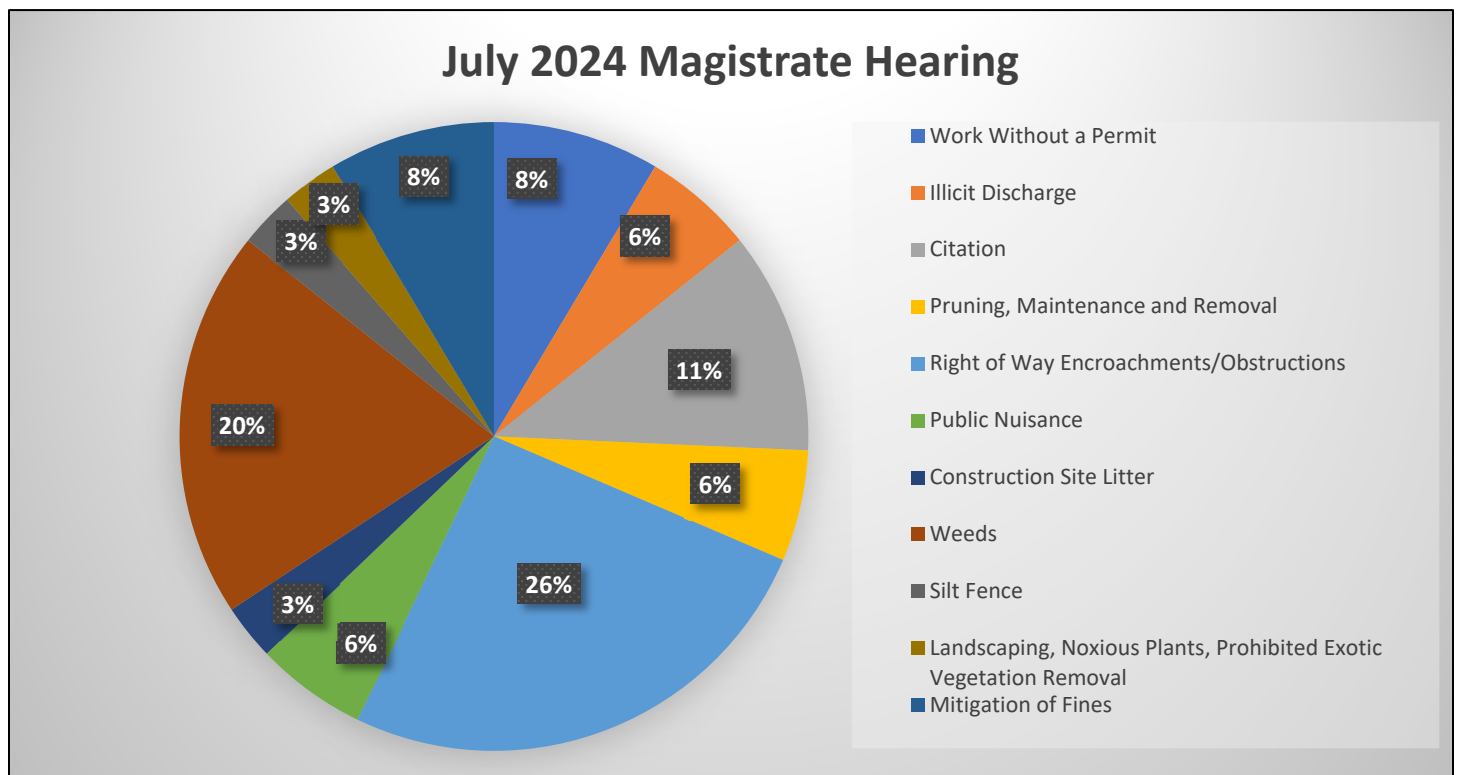


## July 2024 Code Enforcement Officer (CEO) Report:



Top 10 Violations in July 2024	
Violation Type	NOVs Issued
Trash on Swale	64
Weeds and Tall Grass	53
Encroachments	31
Right of Way Obstruction	20
Parking Citation	19
Parking Violation	18
Public Nuisance	12
Litter and Debris	9
Work Without a Permit	8
Silt Fence	8

## July 2024 Special Magistrate Hearing:



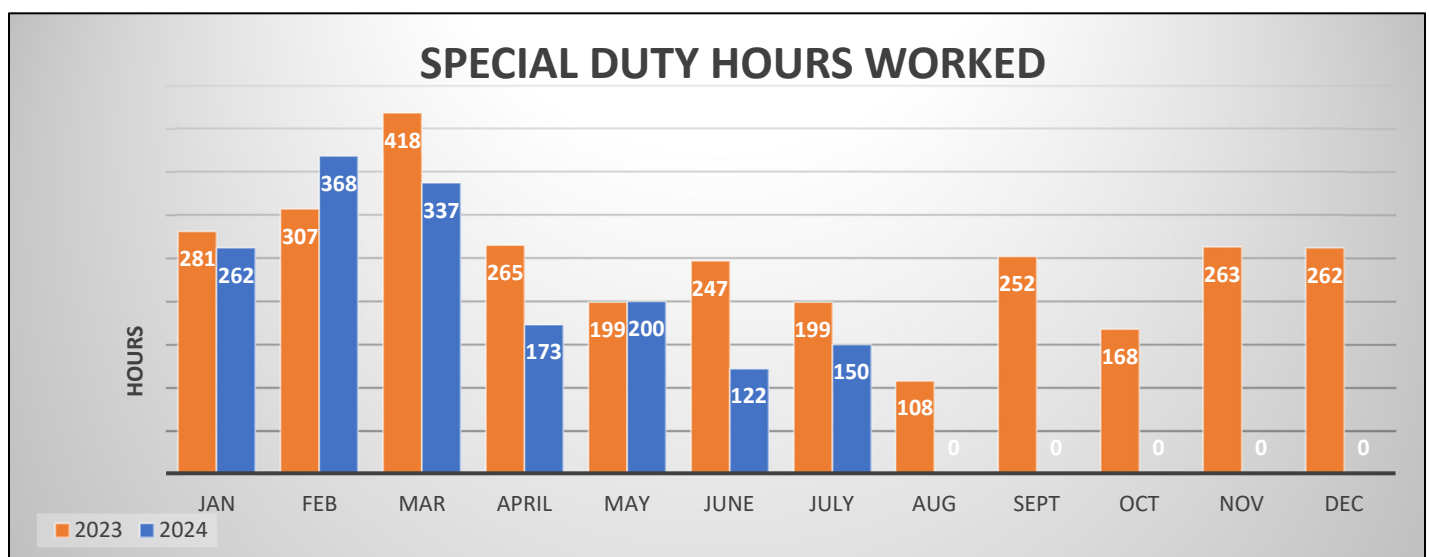
\*\* This figure reflects the total number of violations and not the number of cases. This is to account for cases with multiple violations.

For more information regarding the Special Magistrate Hearings please visit:

<https://marcoisland.legistar.com/Calendar.aspx>

### Special Duty Details:

Special Duty Details represent the performance of law enforcement duties for an outside vendor in addition to an officer's regularly scheduled work hours. Voluntary special duty details include but are not limited to traffic and security details.





## #Bettersogether Highlight



The Marco Island Police Department along with Marco Island Police Chief Tracy Frazzano and their special guest, Captain America visit the beach on July 4<sup>th</sup>, 2024.



### July Top Performing Posts

Congratulations to our newest Police Officer Louis Balsamo! Officer Balsamo comes to us with 28 years of experience from The New York City Police Department. Welcome Officer Balsamo to The Marco Island Police Department, we are excited to have you as a part of our team and look forward to your future service and dedication.

On Sunday, June 16, 2024, Marco Island Code Enforcement Officer Gary Miller observed a woman stumble and fall on the boardwalk at the Winterberry Beach entrance. After ensuring the woman was uninjured, Officer Miller inspected the boardwalk and observed several defects, he then immediately safeguarded the area. Because of Officer Miller's keen observation and desire to ensure the safety of our citizens we honor him with "The Caught In The Act Award".



On July 23, 2024, The City of Marco Island Council recognized The Marco Island Police Department and its Accreditation and Grants Manager, Katie Hofmeister, who were recently nominated and selected for awards from the Florida Police Chiefs Association.

The MIPD received the Rocky Pomerance Law Enforcement Excellence Award and MIPD Accreditation and Grants Coordinator Katie Hofmeister received the Civilian Employee of the Year award.



### Total Incidents:

Incidents	JAN	FEB	MAR	APR	MAY	JUN	JUL	AUG	SEP	OCT	NOV	DEC	Total YTD	
Community Oriented Policing Activities	2,024	1,621	1,889	1,932	2,053	2,145	2,218	1,833	1,805	2,121	1,941	2,004	23,586	2023
	1,780	1,733	1,751	1,758	1,763	2,058	1,978						12,821	2024
Extra Patrols	7,500	6,591	7,044	7,217	6,849	7,503	7,651	7,166	7,276	7,096	6,694	6,189	84,776	2023
	5,934	5,493	5,695	5,765	5,828	6,117	6,025						40,857	2024
Parking Complaints	25	78	94	56	47	26	103	51	31	48	44	16	619	2023
	50	84	101	45	28	14	44						366	2024
Noise Complaints	35	26	51	39	59	33	69	36	32	15	29	33	457	2023
	29	34	43	44	37	22	44						253	2024
Traffic Stops	657	592	550	604	515	523	688	521	472	525	419	392	6,458	2023
	479	331	333	322	486	437	441						2,829	2024
Noise Complaints Verified	1	0	2	2	6	1	3	5	7	0	5	2	34	2023
Traffic Citations	111	89	64	65	53	69	105	100	118	110	116	69	1,069	2023
	100	45	45	38	86	69	54						437	2024
Traffic, Parking & Vessel Written Warnings	146	152	152	139	67	175	357	182	158	172	165	59	1,924	2023
	95	116	217	158	124	138	180						1,028	2024
Vehicle Crash	48	44	44	32	25	9	29	23	9	17	25	14	319	2023
	32	24	42	30	19	13	21						181	2024
Crime or Incident Reports Taken	99	79	97	72	79	56	76	80	67	54	78	48	885	2023
	85	60	91	54	85	41	61						477	2024
Persons Arrested	17	10	13	5	9	7	13	12	10	14	12	7	129	2023
	9	2	10	3	12	5	9						50	2024
Total Incidents	10,663	9,282	10,000	10,163	9,762	10,547	11,312	10,009	9,985	10,172	9,528	8,833	120,256	2023
	8,596	7,922	8,330	8,218	8,468	8,914	8,862	0	0	0	0	0	59,310	2024

### Calls for Service by Call Source

Call Source	JAN	FEB	MAR	APR	MAY	JUN	JUL	AUG	SEP	OCT	NOV	DEC	Total YTD	
Officer/ Field Initiated	10,809	9,282	10,188	10,470	10,076	10,853	11,253	10,339	10,184	10,403	9,526	9,223	122,606	2023
	8,821	8,204	8,573	8,498	8,898	9,227	9,162						61,383	2024
911 Initiated	740	763	890	857	715	654	515	368	259	333	361	359	6,814	2023
	413	461	563	418	394	330	335						2,914	2024
Non- Emergency Dispatch Initiated	566	533	622	593	548	478	524	479	432	395	451	442	6,063	2023
	515	424	607	536	478	396	441						3,397	2024
Total Calls for Service	12,115	10,578	11,700	11,920	11,303	11,985	12,292	11,186	10,875	11,131	10,338	10,024	135,447	2023
	9,232	9,089	9,743	9,452	9,321	9,770	9,938						66,545	2024

\* Calls for Service data reflects activity captured in an agency's Computer-Aided Dispatch (CAD) System for any call (not per incident) that causes a police officer or code enforcement officer to take an action or expend agency resources, whether agency-initiated or citizen initiated.

### Vehicle Count Daily Averages:

Location	JAN	FEB	MAR	APR	MAY	JUN	JUL	AUG	SEP	OCT	NOV	DEC	Avg YTD	
Jolley Bridge North bound	6,434	12,025	10,658	10,887	8,392	6,803	5,798						60,997	2024
	*NA	*NA	*NA	*NA	8,233	5,615	5,283	4,571	4,760	5,916	5,749	5,137	45,264	2023
Jolley Bridge South bound	8,427	12,120	10,413	9,945	8,520	6,461	2,071						57,957	2024
	*NA	*NA	*NA	*NA	9,263	7,011	3,423	5,898	6,858	8,469	7,662	4,224	52,808	2023

\*Note: Data was unable to be retrieved January- May 2023 due to damages sustained by Hurricane Ian.