



City of Marco Island

Meeting Date: December 8, 2025

To: City Council

From: Chief Tracy L. Frazzano

Through: Casey Lucius, Ph.D., Interim City Manager

Re: October 2025 Monthly City Council Report

Employee News



The Marco Island Police Department is pleased to welcome our newest team member, Officer Noah Annicelli. He graduated from the Southwest Florida Public Service Academy on October 28, 2025. We are confident he will make a meaningful contribution.

Community Oriented Policing

In October, Chief Frazzano and Officer Mark Bradley made a special visit to Mrs. Richart's class at Tommie Barfield Elementary School. Badges were presented during this special swearing in ceremony of this phenomenal group of Junior Police Officers.



October Police Activity Crime Report:

In October 2025, 63 incidents were reported to the Marco Island Police Department. Total crimes against persons decreased by 33% (2 vs. 3) compared to the same time last year. Property crimes decreased by 25% (6 vs. 8) compared to last year. Miscellaneous crimes increased (13 vs 5) due to incidents such as trespass warnings and warrants. In October 2025, crimes against society, such as DUIs increased by 1 compared to last year. The Marco Island Police Department had 5 arrests in October 2025 for criminal traffic instances.

2025 vs. 2024 Crimes by Category, Non-Criminal Offenses							
Oct-2025			Oct-2024			% of Change	
Crimes against Persons	# of incidents	Year to Date	Crimes against Persons	# of incidents	Year to Date	Sept '25 v. Sept '24	YTD
Sex offense	0	2	Sex offense	2	4		
Domestic Battery	0	11	Domestic Battery	0	8		
Assault	2	9	Assault	0	23		
Intimation/Stalking	0	0	Intimation/Stalking	1	3		
Total	2	22	Total	3	38	-33%	-42%
Property Crimes			Property Crimes				
Robbery	0	0	Robbery	0	1		
Burglary	1	5	Burglary	0	1		
Burglary Auto	1	7	Burglary Auto	0	1		
Motor Vehicle Theft	0	5	Motor Vehicle Theft	1	3		
Theft	4	44	Theft	5	54		
Criminal Mischief/ Vandalism	0	26	Criminal Mischief/ Vandalism	1	12		
Fraud	0	13	Fraud	1	8		
Total	6	100	Total	8	80	-25%	25%
Misc. Crimes			Misc. Crimes				
Others (Trespass, Warrants, etc)	7	20	Others (Trespass, Warrants, etc)	1	30		
Criminal Traffic	3	18	Criminal Traffic	2	14		
Hit and Run	3	21	Hit and Run	2	11		
Total	13	59	Total	5	55	160%	7%
Crimes against Society			Crimes against Society				
DUI	0	10	DUI	0	15		
Narcotics	1	2	Narcotics	0	5		
Total	1	10	Total	0	15	100%	-33%
Other Incidents			Other Incidents				
Marchman Act	0	9	Marchman Act	2	8		
Baker Act	1	33	Baker Act	2	20		
Operation Medicine Cabinet	2	25	Operation Medicine Cabinet	1	14		
Non-Criminal incidents	40	293	Non-Criminal incidents	30	339		
Total	43	360	Total	35	381	23%	-6%

Note: Non-Criminal incidents are reports that do not have a criminal offense or are information reports. Examples include fraud cases (outside of Marco Island jurisdiction), other agency assists, lost, and found items and medical assists.

Note: Multiple criminal offenses may have occurred within some incidents. This reporting aligns with new crime data collection requirements from the Florida Department of Law Enforcement and the FBI. This announcement for crime reporting was covered in the February 2022 monthly report. Non-criminal incidents are reports that do not have a criminal offense or are information reports. Examples include fraud cases (outside of Marco Island jurisdiction), other agency assists, lost and found items and medical assists.

*Marchman Act: Florida Substance Abuse Impairment Act F.S.S Chapter 397

* Baker Act: Florida Mental Health Act F.S.S Chapter 394

2025. vs 2024 Incident Trend

In October 2025, there were 40 non-criminal incidents reported. 20% of non-criminal incident reports were comprised of suspicious incidents. 11% of reports referred to assistance to other agencies including Collier EMS, Marco Island Fire Department, and other law enforcement agencies. 13% of non-criminal incident reports are for lost and found property. The Marco Island Police Department will accept found property into our property and evidence department for safekeeping until an owner can be located. 5% of reports were due to domestic disturbances.

2025 v. 2024 Incident Trends

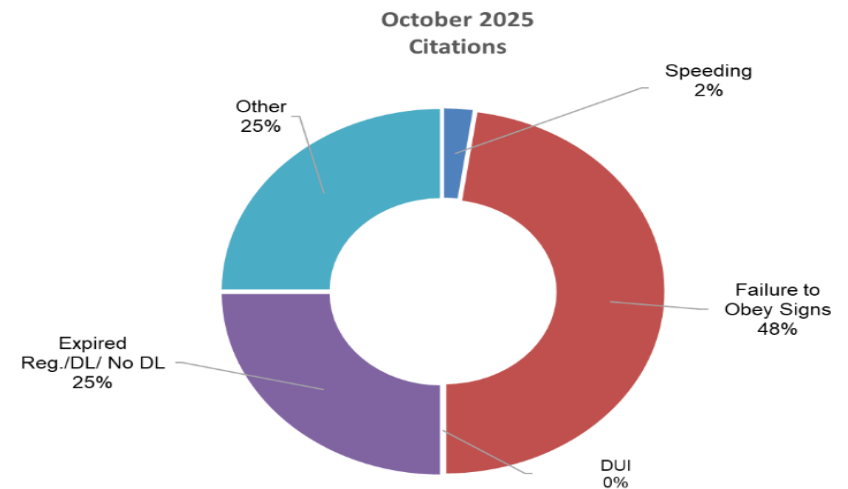


This data highlights the diverse range of incidents that the department responds to, emphasizing both public safety and community support. Compared to October of last year, there was a rise in miscellaneous crimes (13 vs. 5).

Traffic Patrol

In October 2025, there were 145 traffic citations and warnings issued by the Marco Island Police Department. Of the written citations issued, 48% were for failure to obey traffic signs or traffic lights. 25% of citations were for operating a motor vehicle with an expired registration or driver's license. 25% of citations were issued for other citations such as sunshade tint, improper turns, or seatbelt violations. In October 2025, there were 4 criminal notices to appear citations due to driving with no license or driving with license suspended with knowledge.

In October 2025, MIPD officers conducted 109 bicycle and e-bike stops. All stops resulted in educational outcomes, with verbal warnings issued rather than citations. During these interactions, officers discussed the observed violations and provided riders with informational packets.



Detective Bureau Monthly Investigative Report

Detective Bureau data reflects the number of cases assigned to the bureau each month. These totals do not account for active investigations carried over from previous months and, therefore, do not reflect the bureau's overall caseload.

Case Type	Jan	Feb	Mar	Apr	May	Jun	Jul	Aug	Sept	Oct	Nov	Dec	TOTAL	YEAR
Death Investigations	1	2	2	1	3	0	1	1	0	1			12	2024
	1	1	2	1	3	0	0	2	1	1			12	2025
Robbery	1	0	0	0	0	0	0	0	0	0			1	2024
	0	0	0	0	0	0	0	0	0	0			0	2025
Sexual Battery/Sex Crime/ICAC	1	0	1	0	2	1	1	0	2	0			8	2024
	0	2	1	0	0	1	0	0	0	3			7	2025
Child Abuse/Neglect	1	0	0	0	1	1	0	3	2	1			9	2024
	0	0	0	0	1	0	0	0	0	0			1	2025
Conveyance Burglary	3	0	2	0	0	0	1	0	0	1			7	2024
	1	2	1	1	0	2	2	0	2	3			14	2025
Burglary	0	0	1	0	0	0	0	0	0	0			1	2024
	0	0	1	0	0	0	1	0	1	0			3	2025
Trespassing	1	0	3	3	2	0	0	0	1	2			12	2024
	0	0	5	2	2	2	0	0	0	4			15	2025
GTA & Recovery	2	0	1	0	0	0	0	1	1	0			5	2024
	0	0	2	0	0	1	0	1	0	0			4	2025
Theft/Grand & Petit	1	4	4	8	7	5	1	3	5	5			43	2024
	8	4	8	3	5	1	2	2	3	2			38	2025
Fraud	0	0	0	0	5	15	3	1	3	1			28	2024
	2	1	1	2	1	2	1	2	1	1			14	2025
Vandalism	3	0	2	1	4	1	0	0	1	1			13	2024
	4	1	6	7	2	3	3	0	1	0			27	2025
Battery/Assault	5	1	6	1	3	3	0	2	1	1			23	2024
	1	1	5	1	1	1	3	0	1	2			16	2025
Domestic Violence	0	0	2	4	6	0	2	2	0	1			17	2024
	1	0	0	2	0	0	1	0	1	0			5	2025
Hit and Run/DUI Crash	1	2	5	0	1	1	1	0	0	3			14	2024
	1	4	6	5	2	1	0	4	3	3			29	2025
Other Arrests	8	2	7	1	8	0	5	2	2	7			42	2024
	0	0	6	3	3	0	2	0	3	4			21	2025
Other Custody/Marchman/Baker/RPC	1	5	5	2	4	2	3	1	4	4			31	2024
	1	4	4	6	3	4	4	2	5	1			34	2025
Missing Persons	0	0	2	0	4	0	0	0	0	0			6	2024
	1	0	2	0	0	0	1	0	0	0			4	2025
Suspicious Incidents/Non Criminal	4	6	22	11	18	6	3	3	5	12			90	2024
	4	3	12	10	12	4	10	3	6	26			90	2025
Sex Offender Check	0	0	0	2	0	1	0	0	1	1			5	2024
	0	0	1	2	0	0	1	0	1	2			7	2025
Arrest/Search Warrants	0	2	0	0	0	1	0	0	0	0			3	2024
	0	0	0	0	0	0	1	4	0	0			5	2025
Reports Completed	81	70	91	54	87	91	68	67	67	60			736	2024
	55	77	85	65	109	72	96	97	70	81			807	2025
Dept Wide Evidence Intake	24	20	39	33	32	12	9	8	11	32			220	2024
	2	4	25	13	25	34	10	12	7	12			144	2025
Child Protection Team Interviews	0	1	0	0	0	1	0	0	0	0			2	2024
	0	0	0	0	0	0	0	0	0	0			0	2025
Employee Background Checks	0	1	5	0	0	2	0	2	3	1			14	2024
	2	3	3	2	2	1	2	2	1	0			18	2025
Other non-criminal related duties	26	32	27	15	17	29	8	4	5	5			168	2024
	11	22	13	16	16	22	17	6	6	6			135	2025
2024 TOTAL (Activities)	164	148	227	136	204	172	106	100	114	139	0	0	1510	2024
2025 TOTAL (Activities)	95	129	189	141	187	151	157	137	113	151	0	0	1450	2025

- The Detective Bureau handled a 30% decrease (23 vs 16) in Battery/Assault cases in 2024 compared to the same period in 2025. There has been no change (90 vs 90) in Suspicious Incident cases. There has been a 12% decrease (43 vs 38) in Theft cases when compared to the same period last year.

October Marine Report

The Marine Report reflects activities conducted by MIPD Marine Officers while patrolling Marco Island's waterways and canals. These activities include proactive patrols to enforce marine and environmental regulations and promote boater safety. In October, Marine Patrol activity rose from 219 to 225, or an increase of 2.75%, while the total events declined 5.60% (459 to 434) compared to last year. Marine Officers continued dedicating time to navigating Marco Island waterways as part of a comprehensive mapping project in partnership with the International SeaKeepers Society. Our data will be combined with civilian vessel data, and the collected information will be used to generate an accurate and detailed map of Marco Island's waterways.

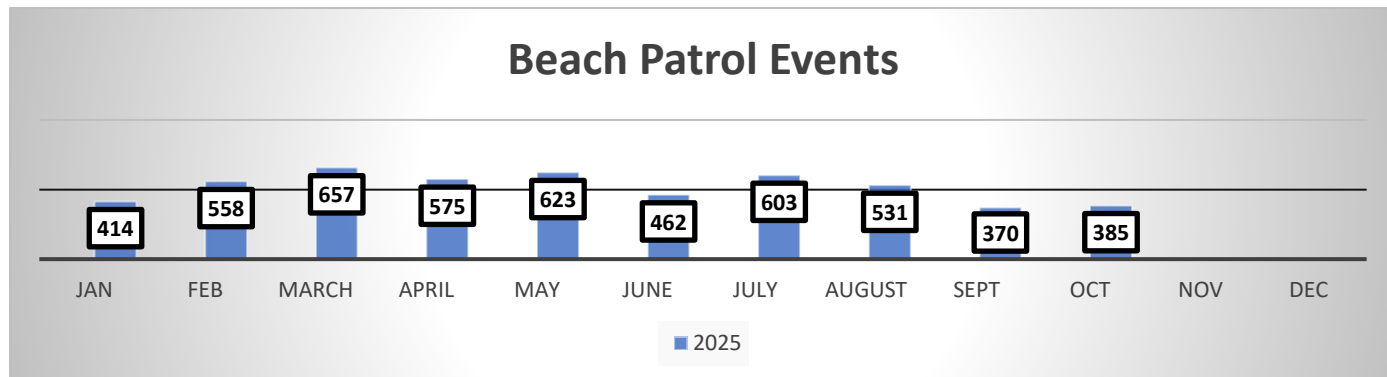
	Jan	Feb	Mar	Apr	May	Jun	Jul	Aug	Sept	Oct	Nov	Dec	TOTAL	YEAR
Canal, Bay River and Gulf Patrol	20	129	371	370	400	353	400	203	290	219	108	20	2883	2024
	101	200	286	299	338	155	200	175	230	225			2209	2025
Patrols / Business Checks	92	62	120	134	134	154	211	162	144	93	83	24	1413	2024
	84	65	134	136	190	101	117	119	120	115			1181	2025
Vessel Stops	11	30	121	97	94	48	62	29	38	23	18	3	574	2024
	20	35	47	31	44	14	15	14	10	11			241	2025
Citations / Warning	13	31	122	99	69	51	64	36	42	26	18	3	574	2024
	23	51	50	34	44	16	16	16	12	12			274	2025
Sanitation Inspections - Factory Bay	6	6	6	6	6	6	0	3	3	0	4	4	50	2024
	5	4	3	3	7	5	4	2	4	0			37	2025
Sanitation Inspections - Smokehouse Bay	5	5	5	5	5	5	0	2	2	0	2	5	41	2024
	5	5	4	3	7	4	6	2	1	1			38	2025
Suspicious Vehicles	0	0	3	3	1	1	0	1	3	1	0	0	13	2024
	2	0	0	0	1	2	1	1	3	2			12	2025
Marine Emergency Response (MERT)	1	0	7	4	3	4	4	3	0	3	2	1	32	2024
	1	2	4	4	8	2	2	2	1	2			28	2025
Assist Boaters / Citizen Contacts	20	24	5	5	20	15	3	7	14	11	0	2	126	2024
	13	15	12	11	22	4	2	3	1	3			86	2025
Resource Checks	15	6	6	5	4	4	0	0	0	0	0	3	43	2024
	4	10	4	3	0	2	1	3	3	0			30	2025
Boater Safety Checks	9	16	33	44	39	39	40	17	16	3	8	2	266	2024
	9	18	18	20	27	15	10	10	10	8			145	2025
Marina Inspections	50	62	85	85	85	85	95	80	80	80	3	0	790	2024
	65	45	60	80	85	85	68	65	60	55			668	2025
Total Events	242	371	884	857	860	765	879	543	632	459	246	67	6805	2024
Total Events	332	450	622	624	773	405	442	412	455	434	0	0	4949	2025

*Sanitation Inspection: Enforcement of sanitation regulations to ensure environmental standards for waste are being met.

*Resource Checks: Enforcement of the Florida Administrative Code for Florida Saltwater Fishing Regulations.

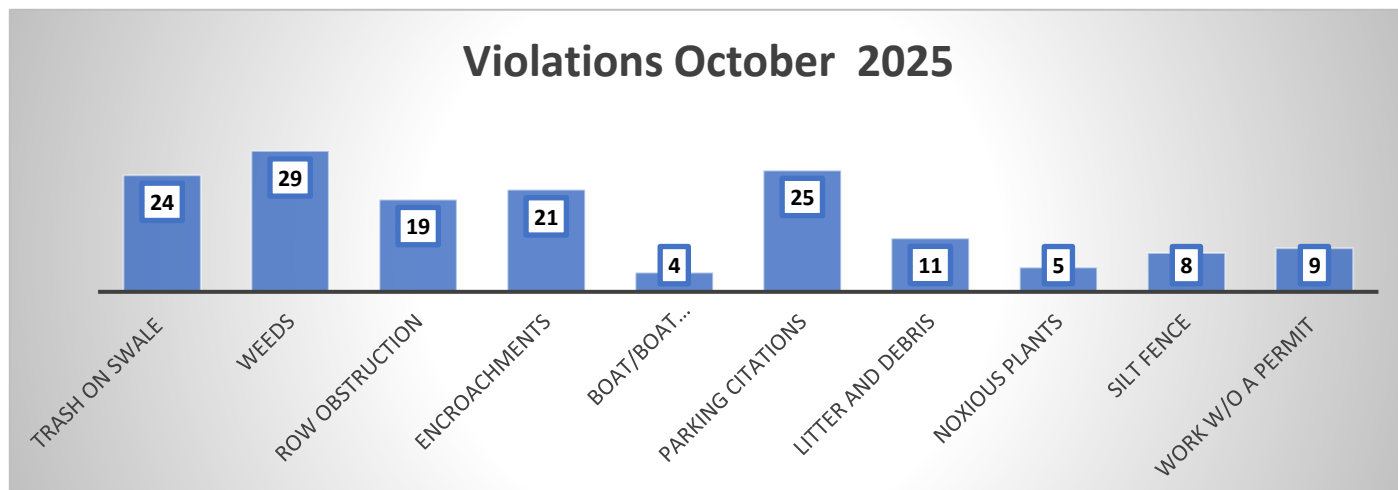
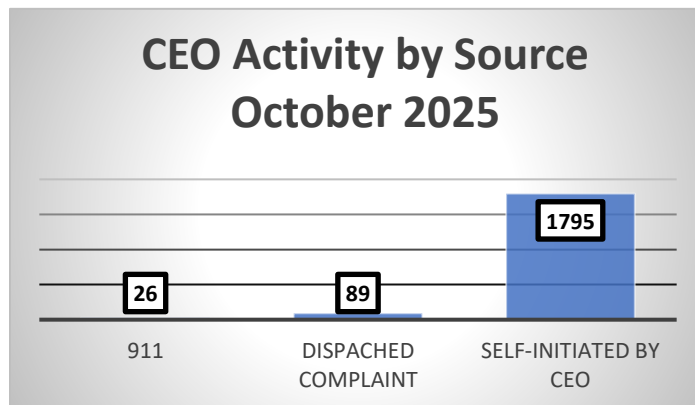
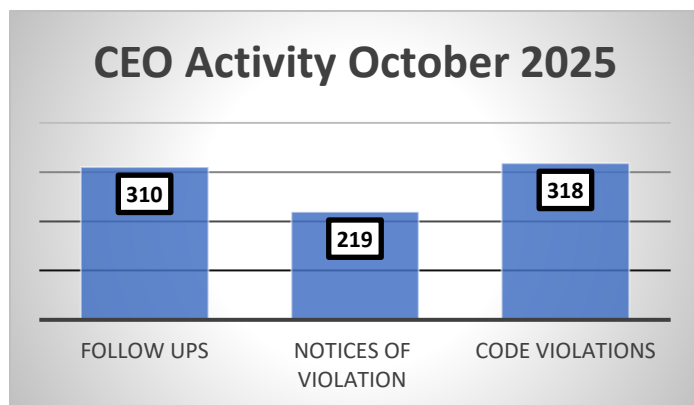
*Marina Inspections: Patrol and enforcement of marine regulations for vessels leaving and entering Marinas.

October 2025 Beach Patrol:



Beach Patrol Events increased slightly in the month of October, compared to the previous month. October marks the end of turtle season on Marco Island, we had a successful season with very little violations. Code officers continue to provide service to beach goers daily.

October 2025 Code Enforcement Officer (CEO) Report:



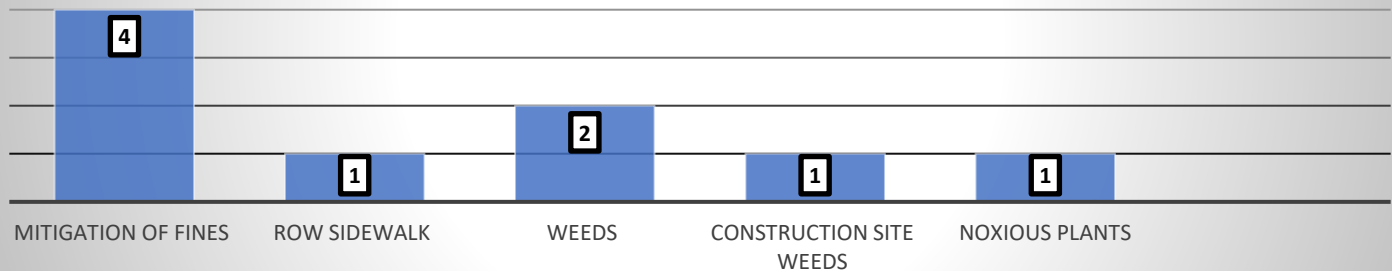
Code Enforcement Officer (CEO) activity in October 2025 remained predominantly self-initiated, with self-initiated investigations exceeding dispatched cases by a substantial margin. There was a 33% increase in the number of self-initiated investigations compared to last month and parking citations increased this month by 78%. Weed violations continue to be the most common Code Enforcement Issue. The high volume of self-initiated investigations underscores the proactive efforts of CEOs in identifying and addressing issues before they escalate or are formally reported.

*** This figure reflects the total number of violations and not the number of cases. This is to account for cases with multiple violations

Special Magistrate Hearings - 2025:

	25-Jan	25-Feb	25-Mar	25-Apr	25-May	25-Jun	25-Jul	25-Aug	25-Sep	25-Oct
Number of Cases Scheduled for Magistrate	26	20	18	23	16	26	29	39	21	9
Number of Cases Scheduled for Certification of Fines	0	2	0	0	5	3	16	17	5	0
Number of Cases for Mitigation of Fines	8	4	0	1	0	5	2	2	0	4

October 2025 Violation Detail for Magistrate Hearings

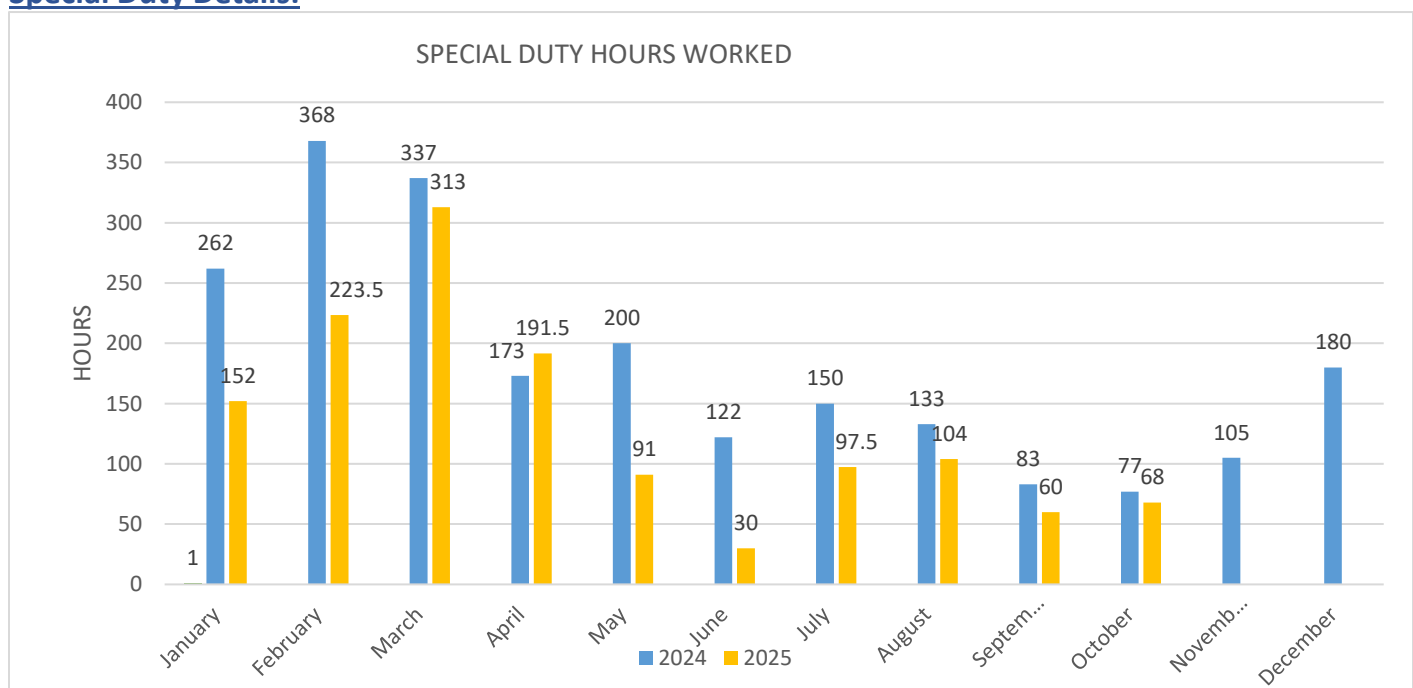


** There were 9 cases scheduled for the Special Magistrate Hearing in the month of October. There were no Certification of Fines cases on the docket this month. Certification of Fines involves placing a lien for unpaid fines. There were 4 cases for Mitigation of Fines on the Docket. Mitigation is a structured process to evaluate reducing the financial penalty associated with a violation or offense.

For more information regarding the Special Magistrate Hearings please visit:

<https://marcoisland.legistar.com/Calendar.aspx>

Special Duty Details:



Special Duty Details refer to law enforcement duties performed for an outside vendor in addition to an officer's regularly scheduled work hours. These voluntary assignments include, but are not limited to, traffic and security at various locations. Off-season Special Duty hours are lower than expected, October 2025 Special Duty hours were 9 fewer hours than the same period last year.

Community Engagement Report

- Overall the MIPD social media is up .5% for followers compared to last month.

#Bettertogether Highlight

🍁 The Marco Island Police Department, along with the Marco Island Police Foundation, had an awesome time at the ST. Marks Church Trick-or-Treat Trail! 🧛
We can't wait to see everyone Friday night at Trunk or Treat! 🍁🍁

[#MarcoIslandPD](#) [#CommunityFun](#) [#TrickOrTreat](#)
[#TrunkOrTreat](#) [#MarcoIsland](#)



Today, we join the community in saying goodbye to Stephan and Rita Mariani. ❤️ Our hearts and thoughts are with the Mariani Family.

📸 Marco Island Residents' Beach had some spectacular locals show up today! 🌊

Remember to respect our local wildlife, we share this paradise with them. ❤️
Thank you to Code Enforcement Officer Chris Citarella for sharing this amazing moment while patrolling our beaches. Oct. 28, 2025

[#MarcoIsland](#) [#RespectTheLocals](#) [#WildlifeWednesday](#) [#ParadiseFound](#)



Happy National Boss's Day to Chief Frazzano and all our Marco Island Police Department leaders! 🚔🚔 Oct. 16, 2025

Thank you for your dedication and service to the city and our community.

❤️
[#NationalBossesDay](#) [#BetterTogether](#) [#Leadership](#)

Total Incidents:

Incidents	JAN	FEB	MAR	APR	MAY	JUN	JUL	AUG	SEP	OCT	NOV	DEC	Total YTD	
Community Oriented Policing Activities	1,780	1,733	1,751	1,758	1,763	2,058	1,978	1,798	1,698	1,597	1,559	1,791	21,264	2024
	1,868	1,716	1,893	1,463	1,641	1,574	1,613	1,570	1,913	2,112				2025
Extra Patrols	5,934	5,493	5,695	5,765	5,828	6,117	6,025	5,642	5,608	5,475	6,220	6,682	70,484	2024
	7,184	6,973	7,227	6,135	6,667	6,202	6,709	6,739	8,217	9,784				2025
Parking Complaints	50	84	101	45	28	14	44	26	17	9	30	15	463	2024
	14	49	45	30	18	9	16	55	41	45				2025
Noise Complaints	29	34	43	44	37	22	44	18	19	12	25	36	363	2024
	15	14	40	33	37	22	35	35	14	18				2025
Traffic Stops	479	331	333	322	486	437	441	327	301	304	386	382	4,529	2024
	361	437	470	386	424	380	460	495	454	705				2025
Noise Complaints Verified	3	0	2	1	0	0	5	6	3	1	1	3	25	2024
	0	1	1	2	0	0	4	6	4	1				2025
Traffic Citations	100	45	45	38	86	69	54	44	28	30	32	41	612	2024
	35	39	32	13	53	18	31	31	32	44				2025
Traffic, Parking & Vessel Written Warnings	95	116	217	158	124	138	180	148	100	77	90	53	1,496	2024
	95	107	111	99	69	68	81	81	94	113				2025
Vehicle Crash	32	24	42	30	19	13	21	12	8	10	20	28	259	2024
	29	55	49	58	27	11	26	20	27	18				2025
Crime or Incident Reports Taken	85	60	91	54	85	41	61	45	51	58	74	67	772	2024
	82	75	116	51	49	50	62	35	15	63				2025
Persons Arrested	9	2	10	3	12	5	9	7	5	10	10	10	92	2024
	7	2	1	3	3	3	3	4	7	5				2025
Total Incidents	8,596	7,922	8,330	8,218	8,468	8,914	8,862	8,073	7,838	7,583	8,447	9,108	100,359	2024
	9,690	9,468	9,985	8,273	8,988	8,337	9,040	9,071	10,818	12,908	0	0	0	2025

- Traffic stops have increased 131%, including bicycle, vehicle and vessels from the same period last year.

Calls for Service by Call Source:

Call Source	Jan	Feb	Mar	Apr	May	Jun	Jul	Aug	Sept	Oct	Nov	Dec	TOTAL	YEAR
Officer / Field Interview	8,821	8,204	8,573	8,498	8,898	9,227	9,162	8,320	8,160	7,919	9,084	9,546	104,412	2024
	10,241	10,100	10,625	9,136	9,602	8,964	9,624	9,720	11,466	14,066			103,544	2025
911 Initiated	413	461	563	418	394	330	335	362	341	327	375	437	4,756	2024
	523	554	630	507	465	446	433	449	383	393			4,783	2025
Non-Emergency Dispatch Initiated	515	424	607	536	478	396	441	436	448	483	473	649	5,886	2024
	433	541	574	495	535	462	490	423	399	456			4,808	2025
Total Calls for Service	9,232	9,089	9,743	9,452	9,321	9,770	9,938	9,118	8,913	8,729	9,932	10,632	113,869	2024
	11,197	11,195	11,829	10,138	10,602	9,872	10,547	10,592	12,248	14,915	0	0	113,135	2025

* Calls for Service data, captured in the agency's Computer-Aided Dispatch (CAD) system, reflects any call that prompts a police officer or code enforcement officer to act or expend resources, whether initiated by the agency or the public. Notably, in October 2025, 13,217 more calls for service were officer-initiated in the field, than being driven by 911 or administrative dispatch. This reflects a continued emphasis on proactive policing.

Vehicle Count Daily Averages

Location	JAN	FEB	MAR	APR	MAY	JUN	JUL	AUG	SEP	OCT	NOV	DEC	Avg Daily YTD	
Jolley Bridge North bound	6,434	12,025	10,658	10,887	8,392	6,803	5,798	7,419	7,648	7,725	9,591	10,377	8,646	2024
	12,668	14,636	14,920	13,203	11,574	10,903	6,528	9,421	10,252	11,881	0	0	11,599	2025
Jolley Bridge South bound	8,427	12,120	10,413	9,945	8,520	6,461	2,071	5,526	9,954	8,527	12,704	12,767	8,953	2024
	15,121	16,875	16,726	14,432	12,173	8,918	10,468	10,607	10,729	11,335	0	0	12,738	2025

- Traffic coming onto Marco Island via the Jolley Bridge in October of 2025 represented a 32% increase over October of 2024.