



City of Marco Island

Meeting Date: August 19th, 2024

To: City Council

From: Chief Tracy L. Frazzano

Through: Michael A. McNees, City Manager

Re: June 2024 Monthly City Council Report

In June 2024, the Chief Tracy Frazzano and Accreditation and Grants Coordinator Katie Hofmeister attended the Florida Police Chiefs Association's Annual Summer Conference to accept the Rocky Pomerance and Civilian Employee of the Year Awards.

The MIPD was awarded the Rocky Pomerance Law Enforcement Excellence Award for its contributions to "Operation PAC the Sleigh" which was developed as a community-oriented policing approach to providing, assisting and contributing (PAC) to Marco Island's citizens in need. Through the Christmas First Responder Style, Pickleball with the Police Toys for Tots Drive and the Marco Lake Toy Run, the MIPD was able to connect with members of the community to provide tangible resources and build lasting relationships.

Accreditation and Grants Coordinator Katie Hofmeister received the 2023 Civilian of the Year award for her contributions to the Department. Accreditation and Grants Coordinator Hofmeister was recognized for her accomplishments including past assignments as Records Clerk and Social Media and Public Education Specialist and presently as the Accreditation and Grants Coordinator, where she has shown her dedication to ensuring agency excellence as well as her willingness to accept new challenges and responsibilities.

The Marco Island Police Department is honored to serve and protect the citizens of Marco Island and believes in sharing the same foundational values of community engagement, public service, relationship building and fostering a positive environment to the community.



June Police Activity

Crime report:

In June 2024, 41 incidents were reported to the Marco Island Police Department. Total crimes against persons remained the same compared to the same period last year. Property crimes decreased in June 2024 by 20%. Miscellaneous crimes showed a decrease of 17%. In June 2024, crimes against society, such as DUI and narcotic incidents, remained the same as last year. The Marco Island Police Department had 5 arrests in June of 2024 for incidents including domestic violence related aggravated assault, out of county warrant, driving under the influence, and possession of narcotics.

2024 vs. 2023 Crimes by Category, Non-Criminal Offenses				
Jun-2024		Jun-2023		'24 v. '23
Crimes against Persons	# of incidents	Crimes against Persons	# of incidents	Diff.
Sex offenses	0	Sex offense	1	0%
Domestic Battery	1	Domestic Battery	1	
Assault	1	Assault	2	
Total	3	Total	3	
Property Crimes		Property Crimes		-20%
Burglary Auto	0	Burglary Auto	5	
Theft	7	Theft	4	
Criminal Mischief/ Vandalism	1	Criminal Mischief/ Vandalism	1	
Total	8	Total	10	-20%
Misc. Crimes		Misc. Crimes		-17%
Others (Trespass, Warrants, etc)	5	Others (Trespass, Warrants, etc)	5	
Criminal Traffic	0	Criminal Traffic	1	
Total	5	Total	6	
Crimes against Society		Crimes against Society		0%
DUI	2	DUI	2	
Narcotics	1	Narcotics	1	
Total	3	Total	3	
Other Incidents		Other Incidents		-42%
Marchman Act	0	Marchman Act	1	
Baker Act	3	Baker Act	1	
Operation Medicine Cabinet	1	Operation Medicine Cabinet	1	
Non-Criminal incidents	18	Non-Criminal incidents	35	
Total	22	Total	38	

Note: Multiple criminal offenses may have occurred within some incidents.

This reporting aligns with new crime data collection requirements from the Florida Department of Law Enforcement and the FBI. This announcement for crime reporting was covered in the February 2022 monthly report.

Non-criminal incidents are reports that do not have a criminal offense or are information reports. Examples include fraud cases (outside of Marco Island jurisdiction), other agency assists, lost and found items and medical assists.



Camp Mackle participants joined Officer Guyer for a bike ride and a bicycle safety presentation.

2023 vs 2024 Incident Crime Trends

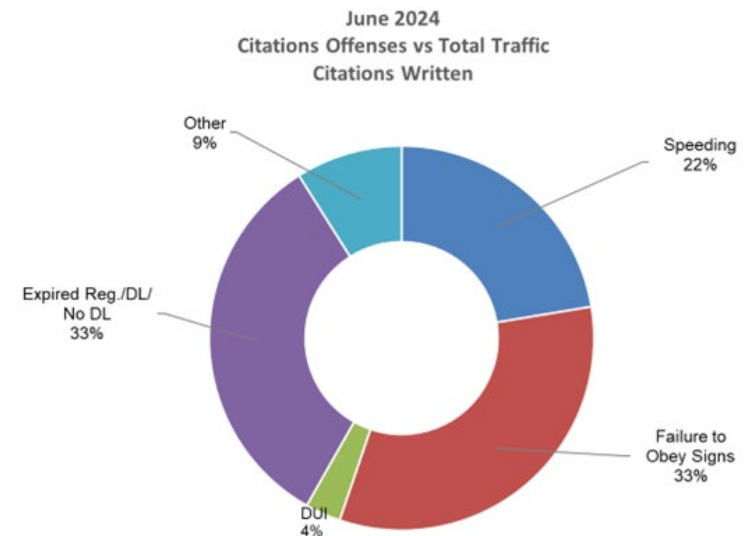
In June 2024, there were 18 non-criminal incidents reported. 22% of non-criminal incident reports were comprised of suspicious activities. 12% of reports were referencing assistance to other agencies including Collier EMS, Marco Island Fire Department, and other law enforcement agencies. 28% of non-criminal incident reports are for lost and found property.

**2024 v. 2023 Incident Trends
by Crime Category, Non-Crime**



June Traffic Patrol

In June 2024, there were 153 traffic citations and warnings issued by the Marco Island Police Department. Of the 67 citations issued 33% were for failure to obey traffic signs or traffic lights, 22% were due to an excess in posted speed and 33% of citations were for operating a motor vehicle with an expired registration or driver's license. Other citations issued were for violations including safety belt infractions, improper passing, and illegal U-turns. In June 2024, the Marco Island Police Department seized 6 licenses during traffic stops due to license suspensions or revocations. 1 license plate was seized during a traffic stop




June Reserve / Auxiliary Program Activity Hours

Reserve and Auxiliary Police Officers are unpaid volunteers who are certified by the State of Florida to perform in the law enforcement role. These officers must meet the Department's and State of Florida's annual retraining / certification requirements. Reserve and Auxiliary personnel are required to volunteer a minimum of 16 hours per month. They perform a variety of functions for our department and community which are outlined in the chart below. Once a month Reserve and Auxiliary Officers have a staff meeting to review policy changes, attend training and address planning and logistical requirements.

Activity Type	June	May	Current Year 2024
Administrative	15	15	90
Background Investigations	0	0	0
Beach Patrol	0	0	0
Community Events	10	12	126
Investigations / Follow-up	0	0	0
Marine Patrol	0	0	0
Monthly Meeting	4	10	31
Park Patrol	0	0	0
Special Duty (Paid)	57	96	680
Special Duty (Unpaid)	0	0	0
Solo Patrol	4	23	45
2nd OFC Patrol	0	0	0
Program Coordination	15	15	75
Training	48	10	346
Weather Event	0	0	0
Other	0	0	0
Total	153	181	1393

Special Duty Hours – Performance of Law Enforcement Duties Compensated by Outside Vendors

Special Details in June totaled 122  78 hours from May.

- United Church Security 15 Hours
- Island Country Club Security 92 Hours
- Presbyterian Church Security 15 Hours

Training

- MIPD Sworn Officers completed training for the department's Exposure Control Plan
- MIPD Sworn and Code Enforcement Officers completed Traffic Control Training
- All members of the department completed FEMA training for Critical Weather Preparedness.



Captain John Wallace, Lieutenant Angel Casabona, Officer Paul Ashby and Captain Dave Ennis with the Police and Fire Youth Academy.

June Detective Bureau Monthly

Investigative Report

Cases Closed by Detective Bureau:

Death Investigation – Detectives closed a death investigation after ruling by the Medical Examiner's Office.

Trespassing – An arrest warrant was issued for a suspect identified in a trespassing investigation. The warrant was issued, and the suspect was arrested.

Aid to Other Agency – Detectives assisted FWC with an investigation into the death of a protected animal.

Battery – An investigation into a battery was closed due to a lack of cooperation by the victim.

Criminal Mischief – Investigation closed when a suspect(s) could not be identified through a follow-up investigation.

Petit Theft – An investigation was suspended when the victim could not turn over surveillance video that was thought to exist and all leads were exhausted.

Petit Theft – An investigation was suspended after all leads had been checked, and a suspect(s) could not be identified.

Check Fraud – After extensive follow-up investigation and check of records, suspect(s) could not be identified, nor could a venue be established for the crime.

Petit Theft – After checking leads to include surveillance video a suspect could not be identified, nor could the victim locate a serial number for his bicycle.

Check Fraud – Reporter has been reimbursed by his bank, and it has been determined that the fraud occurred outside of the city limits and State of Florida.

Criminal Mischief – The victim did not want to pursue criminal charges and decided that they only wanted the police report as documentation for insurance purposes.

Battery – After an investigation was initiated, the victim contacted the detective bureau and stated that she did not want to pursue charges.

	Jun-24	Jun-23	24 vs. 23 Diff.
Closed	26	25	4%
Cleared	5	8	-38%
Open	6	10	-40%
Suspended	4	5	-20%
Total	41	48	-15%

Case Management		Arrests/Warrants/Prosecution/ Hearings	
Supplemental Reports	86	Warrant Checks	128
Det. Supervisor Review of Reports	62	Contact with the State Attorney's Office	5
Det. Supervisor Evidence Log Processing	12		
Initial Reports Written	5		
Exploratory (Collection / Documentation)		Follow up / Assists	
Evidence Submissions	3	Case Follow-Ups	86
Interviews	4	Bulletins Created/ Distributed	6
Videos Processed from WatchGuard	13	Clerk of Court and SAO Trips	2
Child Protective Team Interviews	1	Policing	
FDLE Trips for Evidence	2	Traffic Stops	1
DCF Referrals	1	Sex Offender Checks	1
Subpeona Requests	5		

June Marine Report

Marine officers observed steady boater traffic throughout the month.

Officers conducted vessel safety and sanitation inspections of anchored vessels in Smokehouse and Factory bays. All vessels were following Coast Guard regulations.

Marine unit officers responded to four marine emergency (MERT) calls during the month of July:

June 2024 Marine Incidents	Jun-24	2024 YTD	Jun-23	2023 YTD
Total events	766	3951	436	4387
Canal, Bay River and Gulf patrol	353	1643	145	1788
Patrols/ Business Checks	154	696	33	729
Vessel Stops	48	373	54	427
Citations/ Warnings	52	378	41	419
Sanitation Inspections Factory Bay	6	35	6	41
Sanitation Inspections Smoke House Bay	5	30	11	41
Suspicious Vessels	1	8	1	9
MERT (Marine Emergency Response)	4	19	1	20
Assist Boater/Citizen Contacts	15	89	57	146
Resource Checks	4	40	8	48
Boater Safety Checks	39	187	40	227
Patrols/ Inspections of Marinas	85	452	39	491

On June 3rd, Marine officers responded to a boat on fire at the mouth of the Marco River. Marine officers arrived first on scene and were able to locate the passengers of the vessel which had evacuated to a different vessel. The fire was extinguished by two fire boats which arrived on scene shortly after. On June 7th, Marine officers responded to a call involving two jet skis that had run aground south of Cape Ramano.

On June 12th Marine officers responded to two MERT calls. The first was in Factory Bay in which a boat was sinking. Officers on scene made sure that no one was on board the sinking vessel. The Coast Guard was notified of the situation and responded to assist. The second MERT call was a sailboat in Collier Bay that was dragging its anchor. Officers responded to the location and were able to anchor the vessel in a safe area before any damage was done.

Beach Report

June 2024 showed a significant decrease in beach events due to the onset of the rainy season. Beach events are concurrent with this time last year.



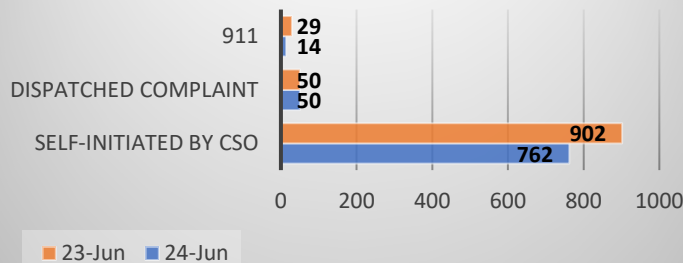
EVENTS:	
Information/Directions	167
Patrol Activity	152
Pick-up Litter and Debris	118
Inspect/Check Beach Signs	70
Community Oriented Policing	68
Youth Badge/Photo Op/Giveaways	63
Glass on Beach	40
911 Call Response	32
Dog on Beach	25
Medical Call	23
Sea Turtle Nests - Checks	18
Courtesy Transport	11
Sea Turtle Lighting	8
Shorebird Flushing	5
Drone/Kite	4
Bikes on Beach	4
Injured/Sick Bird	4
Detail	3
Other	3
Traffic	2
Mert	2
Code	1

Code Enforcement:

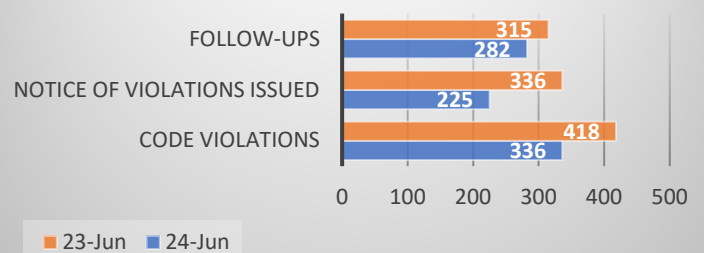
Due to increased rainfall in June, the monthly report reflects the highest number of enforcement violations in overgrown weeds violations. rash violations were the second highest. Encroachments had the third highest quantity of violations. Pruning schedules may need to be accelerated depending on the type of shrubs, amount of rain, and with consideration of their proximity to the sidewalk.

Code Enforcement Cases

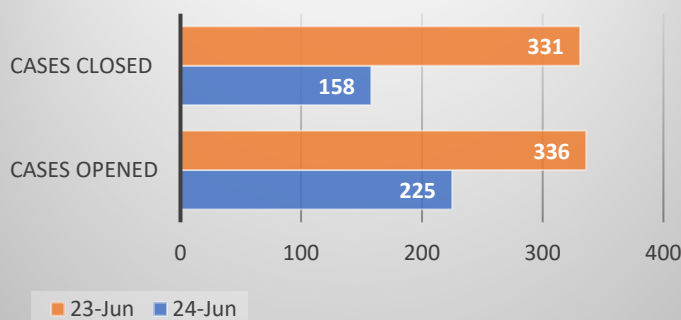
CEO Activity by Source June 2024 vs. June 2023



CEO Activity June 2024 vs. June 2023



Cases Opened and Closed June 2024 vs. June 2023



Types of Violations	Number
Weeds	44
Trash on Swale	38
Encroachments	35
ROW Obstruction	30
Silt Fence	22
Irrigation	14
Litter and Debris	12
Boat & Boat Trailer Parking	7
Public Nuisance	7
Parking on Unapproved Surface Citation	5
Staging	5
Parking Overnight on Swale Citation	4
Sea Turtle Protection -Lighting Warning	4
Illicit Discharge	3
Real Estate Signs	3
Stormwater Pollution	3
Work Without a Permit	3
Parking Trailer on Swale Citation	2
Parking Over Sidewalk Citation	2
Illegal Dumping	2
Pruning Maintenance and Removal	2
Trailer Parking	2
Parking Within 25 FT of Gopher Tortoise Burrow	1
Trash Citation	1
Construction on Sunday	1
Damaged Sidewalk	1
Derelect Vehicle	1
Landscape Certification	1
Litter on Private Property	1
Meters	1
Outdoor Lighting/Dock Lighting	1
Parking and Storage of Certain Vehicles	1
Parking on Sidewalk and Parking in Curbed Swale	1
Parking on Unapproved Surface	1
Protection and Permitting Procedures	1
RV Permit	1
Sea Turtle Protection - Beach Obstruction Warning	1
Signage Violation	1



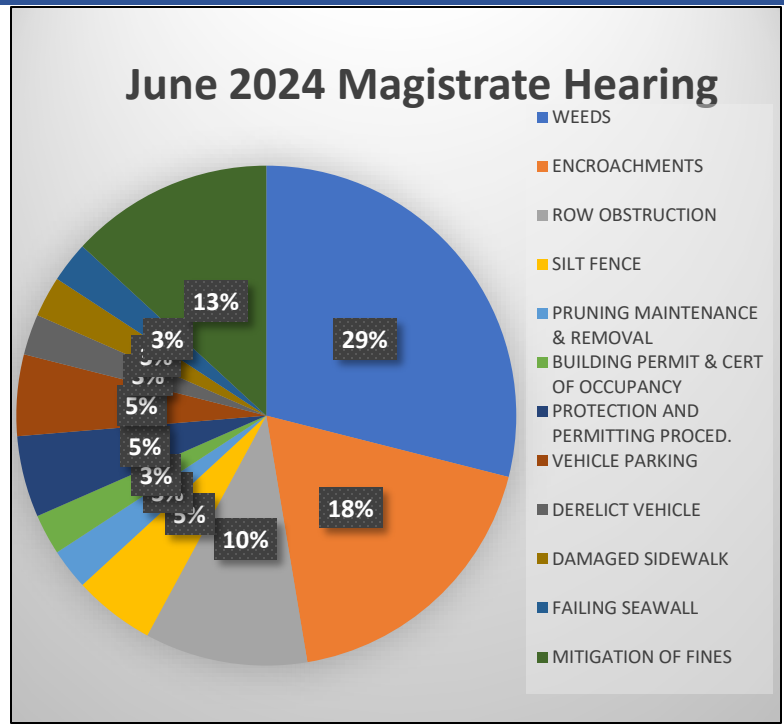
MIPD Code Enforcement Officers Muldoon and Youngkin help rescue a lost dog.

June Special Magistrate Hearing

The Special Magistrate Hearing took place on June 25, 2024. There were 30 cases, 29% of which were related to weed violations. Encroachment violations comprised 18% of the cases. Mitigation of Fines cases made up 13 % of the docket.

For more information regarding the Special Magistrate Hearings please visit:


<https://marcoisland.legistar.com/Calendar.aspx>



This figure reflects the total number of violations and not the number of cases. This is to account for cases with multiple violations.

Code Enforcement Protected Species

Since the beginning of Sea Turtle nesting season, Marco Island has located 85 sea turtle nests. MIPD Code Enforcement and our City of Marco Island Environmentalist have recorded 214 false crawls this year as compared to 361 for the same time frame last year. The MIPD has continued sea turtle lighting patrols, which resulted in 10 violations being detected. 9 NOVs were issued, and 1 verbal warning. During these night patrols, education and verbal warnings were given to guests on the beach using flashlights or cell phone lights.



Code Enforcement: Water Quality

Code Enforcement issued a total of 30 notices for MS4 (Municipal Separate Storm Sewer System) violations during the month of June 2024.

22 violations were issued for missing or damaged silt fences. 11 cases were closed upon compliance while the other 11 remain Open/Non-Compliant and will be scheduled for the next magistrate hearing.

6 notices were issued for Illicit Discharge/Stormwater Pollution violations. 1 case was closed upon compliance, while 5 remain Open/Non-Compliant and will be scheduled for the next magistrate hearing.

2 notices were issued for illegal dumping violations. 1 case was closed upon compliance while the other remains Open/Non-Compliant and will be scheduled for the next magistrate hearing.

#Bettertogether Highlight




June 3-7, 2024, The Marco Island Police Department and The Marco Island Fire and Rescue conducted their summer Police & Fire Youth Academy for grades 6-8. The students were able to participate in several police and fire related exercises.



Number of followers for MIPD
Facebook, Instagram, Twitter

June Top Performing Posts



Marco Island Police Department, Collier County Sheriff's Office, FHP, and a State Alligator Trapper removed an alligator in the early morning.

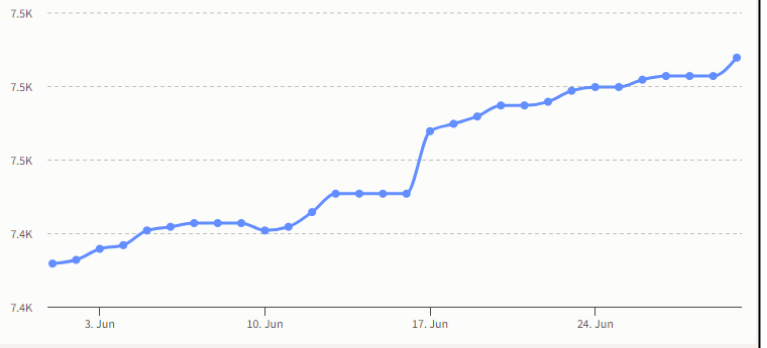
On Monday, June 3rd, 2024, the City of Marco Island City Council Members recognized Marco Island School Resource Officer George Guyer for twenty years of dedicated service to the Marco Island Police Department.



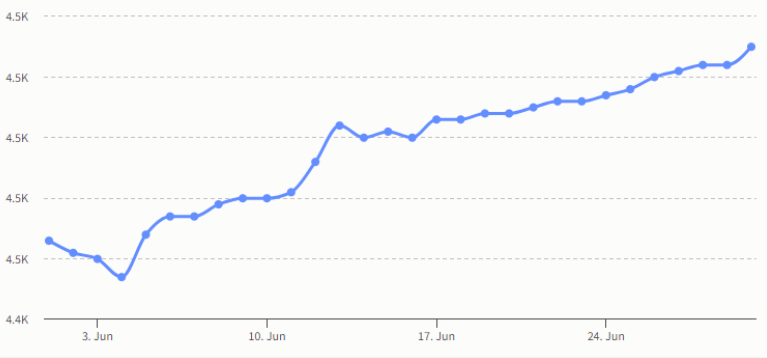
On June 11th, 2024, the Marco Island Police Department was awarded the Florida Police Chiefs Association's 2023 Rocky Pomerance Law Enforcement Excellence Award for the Department's initiative "Operation PAC the Sleigh".



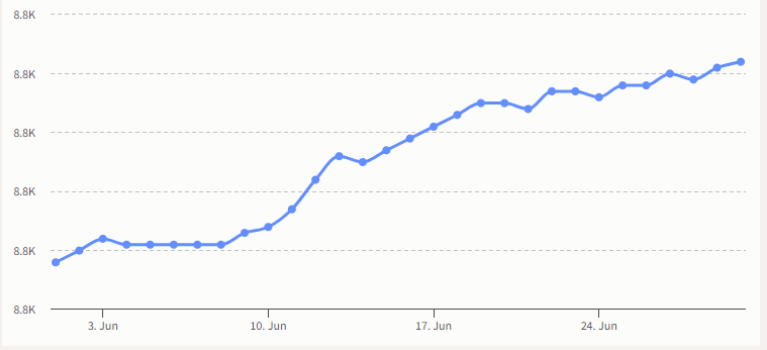
Follower Trends June 2024



Instagram Follower Trend June 2024



Twitter Follower Trend June 2024



Appendix:
June 2024 vs. June 2023

	JAN	FEB	MAR	APR	MAY	JUN	JUL	AUG	SEP	OCT	NOV	DEC	Total YTD	
Community Oriented Policing Activities	2,024	1,621	1,889	1,932	2,053	2,145	2,218	1,833	1,805	2,121	1,941	2,004	23,586	2023
	1,780	1,733	1,751	1,758	1,763	2,058							10,843	2024
Extra Patrols	7,500	6,591	7,044	7,217	6,849	7,503	7,651	7,166	7,276	7,096	6,694	6,189	84,776	2023
	5,934	5,493	5,695	5,765	5,828	6,117							34,832	2024
Parking Complaints	25	78	94	56	47	26	103	51	31	48	44	16	619	2023
	50	84	101	45	28	14							322	2024
Noise Complaints	35	26	51	39	59	33	69	36	32	15	29	33	457	2023
	29	34	43	44	37	22							209	2024
Traffic Stops	657	592	550	604	515	523	688	521	472	525	419	392	6,458	2023
	479	331	333	322	486	437							2,388	2024
Noise Complaints Verified	1	0	2	2	6	1	3	5	7	0	5	2	34	2023
	3	0	2	1	0	0							6	2024
Traffic Citations	111	89	64	65	53	69	105	100	118	110	116	69	1,069	2023
	100	45	45	38	86	69							383	2024
Traffic, Parking & Vessel Written Warnings	146	152	152	139	67	175	357	182	158	172	165	59	1,924	2023
	95	116	217	158	124	138							848	2024
Vehicle Crash	48	44	44	32	25	9	29	23	9	17	25	14	319	2023
	32	24	42	30	19	13							160	2024
Criminal Cases - Open	11	15	12	8	12	10	10	10	5	5	13	6	117	2023
	9	11	11	10	26	6							73	2024
Criminal Cases - Closed	60	52	62	52	41	25	50	52	47	33	39	35	548	2023
	55	44	55	34	40	26							254	2024
Criminal Cases - Cleared	15	12	15	7	1	8	13	14	10	11	12	6	124	2023
	11	4	4	5	14	5							43	2024
Criminal Case - Follow-Ups	55	62	86	47	56	41	50	16	30	46	68	55	612	2023
	70	57	58	71	71	86							413	2024
Crime or Incident Reports Taken	99	79	97	72	79	56	76	80	67	54	78	48	885	2023
	85	60	91	54	85	41							416	2024
Persons Arrested	17	10	13	5	9	7	13	12	10	14	12	7	129	2023
	9	2	10	3	12	5							41	2024
Beach Patrol Events	534	626	718	566	661	599	697	191	527	534	451	471	6,575	2023
	487	498	690	496	823	551							3,545	2024
Marine Patrol Events	647	499	1,024	955	822	872	1,055	430	267	471	382	301	7,725	2023
	237	371	886	858	833	766							3,951	2024
Calls for Service	12,646	11,065	12,204	10,881	10,433	11,276	11,624	11,472	10,552	10,734	10,213	9,561	151,932	2023
	9,232	8,725	9,288	9,109	9,321	9,953							188,289	2024
Calls for Service data reflects activity captured in an agency's Computer-Aided Dispatch (CAD) System for any call (not per incident) that causes a police officer or code enforcement officer to take an action or expend agency resources, whether agency-initiated or citizen initiated.														
Vehicle Count Daily Averages	Total YTD													
Jolley Bridge North bound	6,434	12,025	10,658	10,887	8,392	6,803							55,199	2024
	*NA	*NA	*NA	*NA	8,233	5,615	5,283	4,571	4,760	5,916	5,749	5,137	45,264	2023
Jolley Bridge South bound	8,427	12,120	10,413	9,945	8,520	6,461							55,886	2024
	*NA	*NA	*NA	*NA	9,263	7,011	3,423	5,898	6,858	8,469	7,662	4,224	52,808	2023
*Note: Data was unable to be retrieved January- May 2023 due to damages sustained by Hurricane Ian.														