



# City of Marco Island

Meeting Date: September 5th, 2023

To: City Council

From: Chief Tracy L. Frazzano

Through: Michael A. McNees, City Manager

Re: July 2023 Monthly City Council Report

---

The Marco Island Police Department raised awareness about the importance of heat safety, traffic safety and sober driving during the 4<sup>th</sup> of July holiday. Increased Officer presence during the busy holiday allowed for additional resources to be allocated, ensuring the safety and well- being of all Marco Island's residents and guests. As visitors flooded Marco Island's beaches during the holiday weekend, Code Enforcement Officers focused on enforcing regulations for environmental protections. The Marine Unit also ensured the safety of boaters and assisted the fireworks barge during the annual fireworks show.

The Marco Island Police Department also spent time in July teaming up with Al's Pals Mobile Food Pantry to assist with back-to-school donations for The Shelter for Abused Women and Children. The Shelter provides emergency housing, outreach services, and a large range of resources for those survivors of domestic violence and their children. The MIPD has developed a close relationship with The Shelter in an effort to reduce the incidence of domestic violence and human trafficking in our community.



## July Police Activity

### Crime report:

In July 2023, 76 incidents were reported to the Marco Island Police Department. Total crimes against persons remained unchanged in July 2023. Property crimes decreased by 60% due to a decrease in instances of criminal mischief/vandalism and thefts. Miscellaneous crimes showed an increase due to criminal traffic citations. In July 2023, crimes against society had a slight increase due to driving under the influence incidents. The Marco Island Police Department had 13 arrests in July of 2023 for incidents including criminal traffic, battery, DUI, disorderly intoxication, and arrests for warrants from out of county agencies.

2023 vs. 2022 Crimes by Category, Non-Criminal Offenses					
Jul-2023		Jul-2022		'23 v. '22	
Crimes against Persons	# of incidents	Crimes against Persons	# of incidents	Diff.	
Sex offenses	1	Sex offense	1	0%	
Domestic Battery	2	Domestic Battery	3		
Assault	1	Assault	0		
Total	4	Total	4		
Property Crimes		Property Crimes		-50%	
Burglary	1	Burglary	0		
Theft	4	Theft	8		
Criminal Mischief/ Vandalism	1	Criminal Mischief/ Vandalism	4		
Total	6	Total	12		
Misc. Crimes		Misc. Crimes		114%	
Others (Trespass, Warrants, etc)	4	Others (Trespass, Warrants, etc)	1		
Disorderly Intoxication	1	Disorderly Intoxication	1		
Criminal Traffic	6	Criminal Traffic	2		
Hit and Run	4	Hit and Run	3		
Total	15	Total	7		
Crimes against Society		Crimes against Society		100%	
DUI	2	DUI	1		
Total	2	Total	1	-25%	
Other Incidents		Other Incidents			
Marchman Act	1	Marchman Act	4		
Baker Act	3	Baker Act	1		
Municipal Ordinance	1	Municipal Ordinance	0		
Operation Medicine Cabinet	3	Operation Medicine Cabinet	2		
Non-Criminal incidents	41	Non-Criminal incidents	58		
Total	49	Total	65		

Note: Multiple criminal offenses may have occurred within some incidents.

This reporting aligns with new crime data collection requirements from the Florida Department of Law Enforcement and the FBI. This announcement for crime reporting was covered in the February 2022 monthly report.

Non-criminal incidents are reports that do not have a criminal offense or are information reports. Examples include fraud cases (outside of Marco Island jurisdiction), other agency assists, lost and found items and medical assists.



**SRO Guyer with members of the Collier County Sheriff's Office at their "Hot Summer Nights" Youth Event**

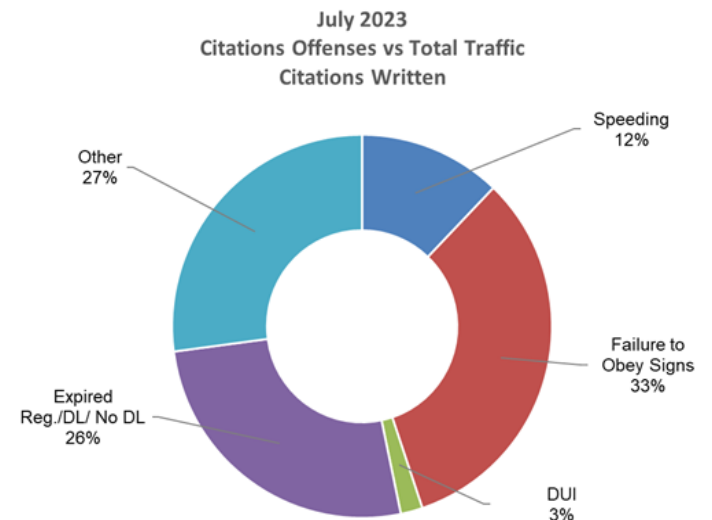
## July Incident Crime Trends

In July 2023, there were 42 non-criminal incidents reported. 19% of non- criminal incident reports were comprised of suspicious activities including requests for trespass warnings, civil disputes, and internet/ cyber scams. 7% of reports were referencing assistance to other agencies including Collier EMS, Marco Island Fire Rescue, and other law enforcement agencies. 26% of non-criminal incident reports are for lost and found property. The Marco Island Police Department asks that you report all suspicious activity witnessed.



## July Traffic Patrol

In July 2023, there were 293 traffic citations and warnings issued by the Marco Island Police Department. Of the citations issued, 33% were for failure to obey traffic signs or traffic lights. 26% of citations were for operating a motor vehicle with an expired registration or driver’s license. Other citations issued were for violations including safety belt infractions, improper passing, and illegal U-turns. In July 2023, the Marco Island Police Department arrested 8 people for traffic violations. 2 arrests were for DUIs, 4 were for driving with no valid driver’s license, and 2 were for revoked driver’s license. 18 licenses and 3 vehicle tags were seized during traffic stops due to suspensions or revocations.




### July Reserve / Auxiliary Program Activity Hours

Reserve and Auxiliary Police Officers are unpaid volunteers who are certified by the State of Florida to perform in the law enforcement role. These officers must meet the Department's and State of Florida's annual retraining / certification requirements. Reserve and Auxiliary personnel are required to volunteer a minimum of 16 hours per month. They perform a variety of functions for our department and community which are outlined in the chart below. Once a month Reserve and Auxiliary Officers have a staff meeting to review policy changes, attend training and address planning and logistical requirements.

Activity Type	July	June	Current Year 2023
Administrative	20	15	139
Background Investigations	0	0	0
Beach Patrol	0	0	70
Community Events	12	15	137
Investigations / Follow-up	0	0	0
Marine Patrol	0	0	20
Monthly Meeting	6	8	56
Park Patrol	0	0	5
Special Duty (Paid)	92	96	876
Special Duty (Unpaid)	0	0	0
Solo Patrol	0	0	20
2 <sup>nd</sup> OFC Patrol	0	6	42
Program Coordination	20	20	140
Training	30.5	10	265
Weather Event	0	0	0
Other	0	0	0
<b>Total</b>	<b>154</b>	<b>164</b>	<b>1,758</b>

### Special Duty Hours – Performance of Law Enforcement Duties Compensated by Outside Vendors

Special Details in July totaled 199.5 hours,  47.5 hours from June.

- United Church Security 15 Hours
- JCMi Security 16.5 Hours
- Island Country Club Security 69 Hours
- Presbyterian Church Security 39 Hours
- Somerset Condos Security 16 Hours
- Apollo Condos Security 9 Hours
- Hilton Marco Security 35 Hours

### Training

- Sergeant Kyle Kreis, Code Enforcement Supervisor Keith Richter and Code Officer Ray Leshinger attended Crisis Trac Training.
- Sergeant Mark Haueter attended the Florida Association of School Resource Officers Conference.
- Officers Johnnie Rosario and Michael Burns along with Detective Berndt attended Crisis Intervention Training.
- Sworn Officers completed training for Vehicle Pursuit Stop Sticks.

### Employees News

- Code Enforcement Officers Ed Curry and Anthony Ferraro helped collect over 100 lbs. of trash during the Marriotts annual beach clean-up.
- As part of department's community outreach, members of the MIPD provided Camp Able campers with the ability to see and interact with police vehicles, shields and helmets.



## July Detective Bureau Monthly Investigative Report

### Cases Closed by Detective Bureau:

**Child Abuse** – Information about possible child abuse which was investigated alongside with Department of Children and Families. The report was unsubstantiated, and the case was closed.

**Aggravated Assault** – Detectives arrested a male subject who pointed a gun at a neighbor and barricaded himself in his condominium.

**Risk Protection Order** – Detectives sought a civil Risk Protection Order for the subject arrested for aggravated assault.

**Lost Property** – Detectives conducted pawn shop checks for a ring reported lost from a hotel room.

**Sex Offender Check** – Detective confirmed status of a transient sex offender and ensured compliance with local sex offender ordinance.

**Burglary of Conveyance/Grand Theft** – Property taken from a vehicle was entered into databases as stolen. Investigation resulted in no further leads and the case is considered inactive.

**Burglary of Conveyance/Grand Theft** – A landscaping trailer was broken into and equipment was stolen. Investigation resulted in no further leads and the case is considered inactive.

**Sexual Battery** – Victim reported sexual assault by an acquaintance. Reports were drafted and victim services were offered. The victim declined to prosecute.

**Criminal Mischief** – “Tagger” style graffiti was in a public restroom. The graffiti was removed. No further leads to investigate.

	Jul-23	Jul-22	23 vs. 22 Diff.
Closed	50	65	-23%
Cleared	13	10	30%
Open	10	5	100%
Suspended	3	10	-70%
Total	76	90	-16%

Case Management		Arrests/Warrants/Prosecution/ Hearings	
Supplemental Reports	44	Warrant Checks	277
Det. Supervisor Review of Reports	33	Arrest Warrant Request	2
Det. Supervisor Evidence Log Processing	16	Contact with the State Attorney's Office	14
Initial Reports Written	9	Arrests	1
		Court Hearings	2
Exploratory (Collection / Documentation)		Follow up / Assists	
Evidence Submissions	9	Case Follow-Ups	50
Interviews	20	Bulletins Created/ Distributed	16
Videos Processed from WatchGuard	24	Other Agency Assists	2
Extensive Crime Scene Process	3	DCF Referrals	1
Sex Crime Investigations	2	Detective Called in (Off- Duty)	1
Death Investigations	2	State Attorney/ Clerk of Court Trips	2
Neighborhood Canvass	1	Policing	
FDLE Trips for Evidence	3	Traffic Stops	1
		Sex Offender Checks	3



Chief Frazzano and Captain America (aka Officer Garner) with Marco Island American Legion Service Officers on the beach.

## July Marine Report

Marine officers observed an increase in boater traffic on Marco Island waterways and transient vessels anchored in Smoke House and Factory Bays during the month of July.

Additional Marine personnel and resources were deployed to patrol our waterways during July 4th weekend. Due to the large number of vessels on the water on July 4<sup>th</sup>, Marine Officers were present to maintain a safety buffer around the fireworks barge and to patrol and monitor vessel traffic on both the North and South passes.

Marine Unit Officers responded to four marine emergency (MERT) calls during the month of July:

On July 4<sup>th</sup>, 2023, Marine officers assisted CCSO and FWC marine officers with a vessel that had crashed into a sand bar injuring six passengers.

On July 6<sup>th</sup>, 2023, Officers responded to the Marco River to

assist a kayaker whose kayak had capsized. Officers retrieved and transported the kayaker to safety.

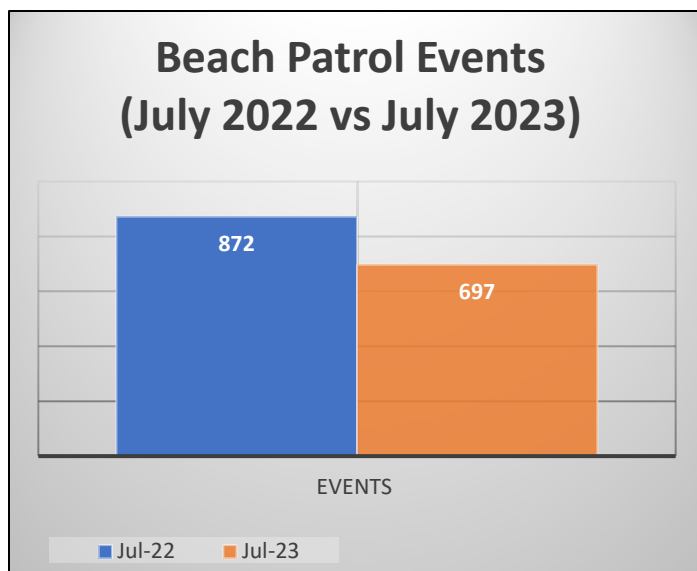
On July 16, 2023, Officers responded to Caxambas Pass on a call of a capsized kayak with three people in the water struggling to swim against the current. Upon arrival officers assisted CCSO marine officers in retrieving all three individuals and their kayak.

Also on July 16, 2023, Officers responded to a capsized 14' skiff with three people overboard, struggling in the water in the Marco River adjacent to the Jolley Bridge. Upon arrival, officers retrieved one individual from the water. The two other individuals had been retrieved by a good Samaritan vessel prior to our arrival.

July 2023 Marine Incidents	Jul-23	Jul-23
Total Events	1055	435
Canal, Bay River and Gulf patrol	406	166
Patrols/ Business Checks	129	64
Vessel Stops	101	46
Citations/ Warnings	101	46
Sanitation inspections Factory Bay	4	2
Sanitation Inspections Smoke House Bay	6	2
Suspicious Vessels	2	1
MERT	4	1
Assist Boater/Citizen Contacts	107	15
Resource Checks	1	3
Boater Safety Checks	57	15
Patrols/ Inspections of Marinas	137	74

## Beach Report

Patrol Events in July 2023 decreased 20% compared to July 2022, however, there was a slight increase as compared to last month. July 4<sup>th</sup> celebrations brought a significant increase in visitors to Marco Island's beaches. MIPDs Code Enforcement Officers assisted the Marriott in their annual beach clean- up day to ensure that visitors leave the beach better than they found it.

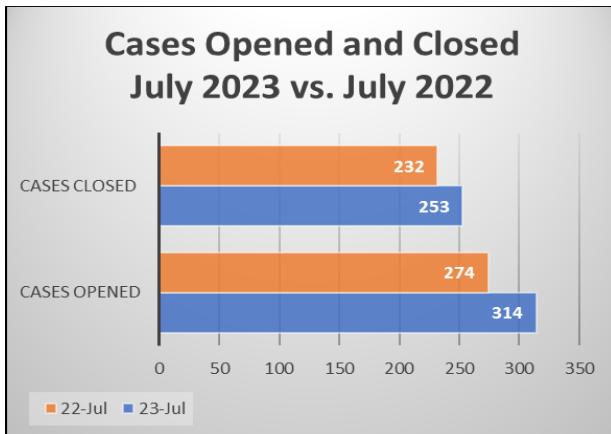
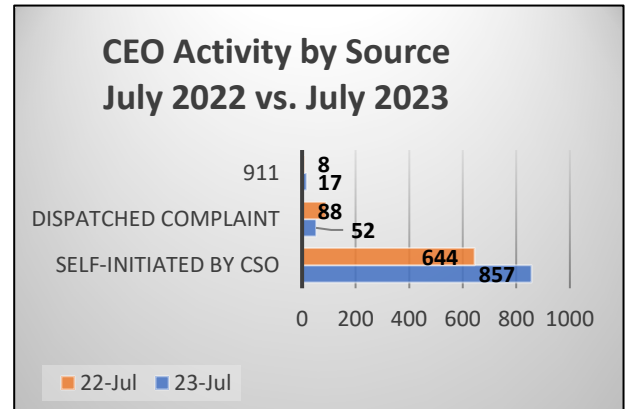


EVENTS:	
Patrol Activity	145
Pick-up Litter and Debris	102
Information/Directions	91
Fill Holes in Sand	74
Community Oriented Policing	51
Glass on Beach	48
911 Call Response	37
Inspect/Check Beach Signs	37
Youth Badge/Photo Op/Giveaways	22
Dog on Beach	22
Medical Calls	11
Courtesy Transport	9
Traffic Stop	9
Sea Turtle Nests (Checks)	7
Bikes on Beach	7
Injured/Sick Bird	6
Code Enforcement	5
Assist	3
Missing Child/Adult	3
Disturbance	2
Shorebird Flushing	1
Open Fire	1
Vessel Warning	1
Drone/Kites	1
Mert	1
Welfare Check	1

## Code Enforcement:

There was an increase of 14% in the Notice of Violations issued this month as opposed to the same time last year. The most significant code violations for the month of July were Parking citations, trash on swale, and overgrown weeds. This month there is a 33% increase in self-initiated cases by the Code Enforcement team which continues to show the dedication of our officers to the quality of life in Marco Island.

## Code Enforcement Cases



Type of Violation	Number of Violations
Parking Citations	75
Overgrown Weeds	53
Placement of Waste on Curb	40
Sidewalk Encroachment	35
Sea Turtle Protection	28
Boat and Trailer parking	22
Litter and Debris	20
Erosion Control	18
Right of Way Obstruction	8
Protection and Permitting Procedures	7
Damaged Sidewalk	6
RV Permit	5
Noise	4
Irrigation	3
Staging Without a Permit	3
Noise Citations	3
Public Nuisance	3
Work Without a Permit	3
Landscaping Certification	2
Glass on Beach	1

\*\*\*This figure reflects the total number of violations and not the number of cases. This is to account for cases with multiple violations.

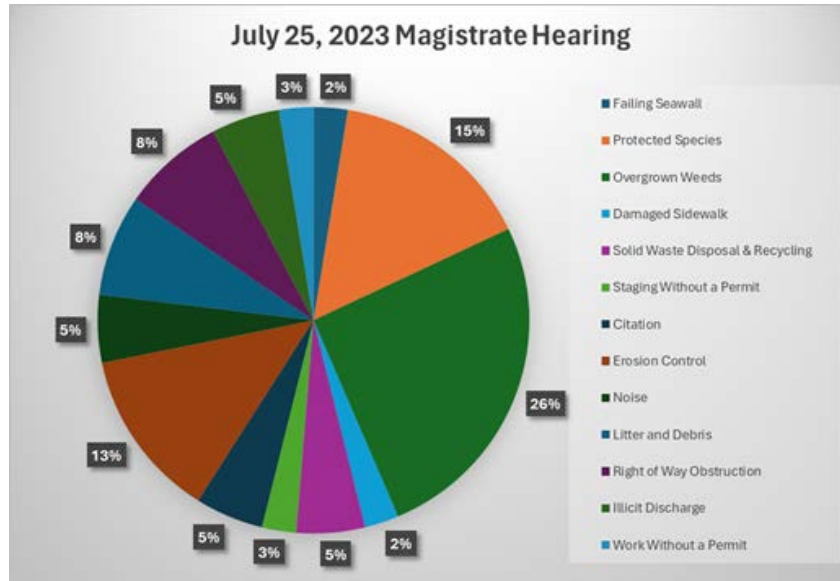


Code Enforcement Officer Ed Curry assisting in trash pick-up during the annual Beach Day Clean- Up.



## July Special Magistrate Hearing

34 cases were presented at the July 25, 2023, Magistrate hearing. 29% of cases were due to overgrown weeds violations (Ordinance 18-36(10)).



For more information regarding the Special Magistrate Hearings please visit:

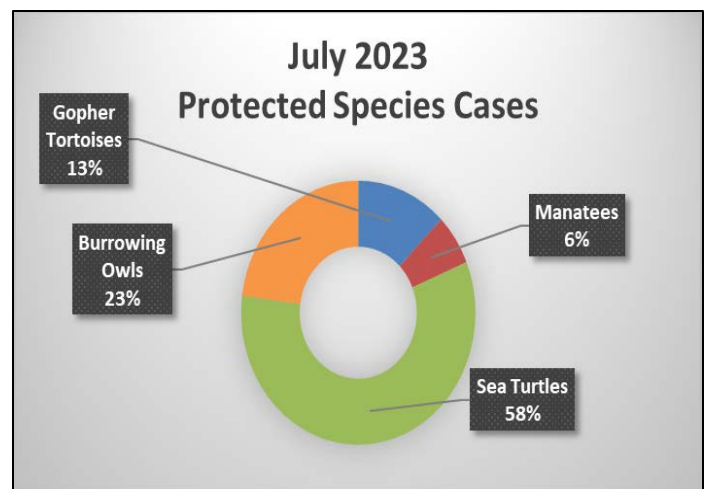
<https://marcoisland.legistar.com/Calendar.aspx>

## Code Enforcement Protected Species

This month the case involving the Marriott Employee who ran over and killed five Black Skimmers went to the Special Magistrate. The subject was ordered to pay a total of \$750.00 for each deceased bird plus administrative costs. We continue to work closely with our Environmental Planner from Growth Management, as well as the Collier County Sea Turtle Patrol to ensure the safety of local wildlife.

## Code Enforcement: Water Quality

During the month of July 2023, Code Enforcement issued a total of 17 Notices of violation were issued for damaged or missing silt fences. 15 violations were compliant by the required compliance deadline. 2 violations are still non-compliant and are scheduled for August 29<sup>th</sup>, 2023, Magistrate Hearing. Improperly installed silt fences, or lack of a silt fence can allow a significant number of pollutants to enter our waterways or reach surface or ground waters. Enforcement of MS4 violations continues to be a priority for Marco Island.



**Nesting season was in full swing in July 2023. MIPD helped in identifying nests and assisting hatchlings.**





## Community Engagement Report



Connect with us @Marcolisland PD

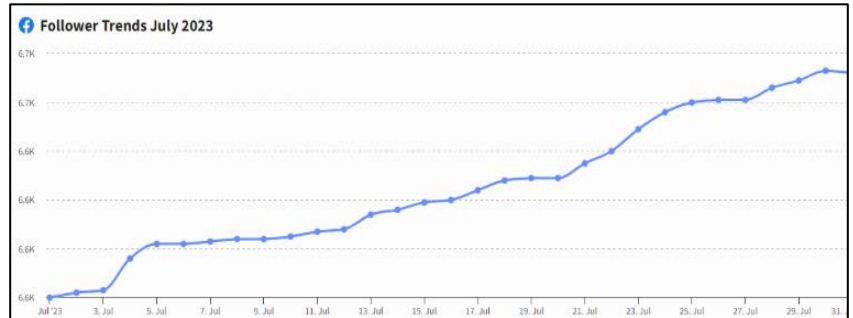
The Marco Island Police Department focused July's outreach on education concerning wildlife protection, vehicle safety, and crime prevention.

### #Bettogether Highlight



MIPD Code Officers and volunteers help to collect over 100 pounds of trash

### Number of followers for MIPD Facebook, Instagram, Twitter



### July Top Performing Posts



4<sup>th</sup> of July  
w/ Special  
Guest



MIPD &  
Camp Able



Camp Mackle  
touring MIPD

## Appendix: July 2023 vs. July 2022

	JAN	FEB	MAR	APR	MAY	JUN	JUL	AUG	SEP	OCT	NOV	DEC	
Community Oriented Policing Activities	2,249	1,855	1,989	2,018	2,066	2,032	2,181	1,950	1,862	2,104	2,201	2,155	2022
	2,024	1,621	1,889	1,932	2,053	2,145	2,218	--	--	--	--	--	2023
Extra Patrols	9,392	7,250	7,353	8,115	7,972	7,675	7,379	7,722	7,441	7,991	8,854	7,896	2022
	7,500	6,591	7,044	7,217	6,849	7,503	7,651	--	--	--	--	--	2023
Parking Complaints	30	89	80	57	32	19	33	41	34	3	12	28	2022
	25	78	94	56	47	26	103	--	--	--	--	--	2023
Noise Complaints	37	43	61	50	48	44	92	56	33	28	22	38	2022
	35	26	51	39	59	33	69	--	--	--	--	--	2023
Traffic Stops	844	690	711	799	625	709	864	786	638	446	611	609	2022
	657	592	550	604	515	523	688	--	--	--	--	--	2023
Noise Complaints Verified	2	1	1	2	4	4	1	7	1	3	2	1	2022
	1	0	2	2	6	1	3	--	--	--	--	--	2023
Traffic Citations	135	106	143	119	91	96	114	139	112	27	83	80	2022
	111	89	64	65	53	69	105	--	--	--	--	--	2023
Traffic, Parking & Vessel Written Warnings	201	212	203	197	187	194	215	210	171	55	122	134	2022
	146	152	152	139	67	175	357	--	--	--	--	--	2023
Vehicle Crash	49	38	46	42	21	11	39	15	51	24	20	23	2022
	48	44	44	32	25	9	29	--	--	--	--	--	2023
Criminal Cases - Open	11	16	7	10	7	4	5	5	6	11	5	8	2022
	11	15	12	8	12	10	10	--	--	--	--	--	2023
Criminal Cases - Closed	46	61	72	63	64	52	65	61	61	63	42	58	2022
	60	52	62	52	41	25	50	--	--	--	--	--	2023
Criminal Cases - Cleared	2	6	12	4	12	13	10	15	15	16	17	14	2022
	15	12	15	7	1	8	13	--	--	--	--	--	2023
Criminal Case - Follow-Ups	45	37	52	47	46	31	32	33	31	38	6	31	2022
	55	62	86	47	56	41	50	--	--	--	--	--	2023
Crime or Incident Reports Taken	84	90	100	89	89	79	91	88	88	100	73	89	2022
	99	79	97	72	79	56	76	--	--	--	--	--	2023
Persons Arrested	13	6	10	4	11	11	12	15	14	13	15	15	2022
	17	10	13	5	9	7	13	--	--	--	--	--	2023
Beach Patrol Events	557	563	717	671	982	569	872	753	644	531	553	622	2022
	534	626	718	566	661	599	697	--	--	--	--	--	2023
Marine Patrol Events	337	459	712	459	636	435	635	895	487	450	734	354	2022
	647	499	1,024	955	822	872	1,055	--	--	--	--	--	2023

Calls for Service	13,124	11,744	12,337	13,119	12,548	12,071	12,518	12,522	12,057	12,424	13,323	12,710	2022
	12,646	11,065	12,204	10,881	10,433	11,276	11,624	--	--	--	--	--	2023

Calls for Service data reflects activity captured in an agency's Computer-Aided Dispatch (CAD) System for any call (not per incident) that causes a police officer or code enforcement officer to take an action or expend agency resources, whether agency-initiated or citizen initiated.

\* Note, may be under-reported due to CAD coding issue.

Vehicle Count Daily Averages													
Jolley Bridge North bound	NA	NA	NA	NA	8,233	5,283	--	--	--	--	--	--	2023
Jolley Bridge South bound	NA	NA	NA	NA	9,263	3,423	--	--	--	--	--	--	2023

Note: Data was unable to be retrieved Jan- May due to damages sustained by Hurricane Ian.



SROs Ashby and Guyer gave Camp Mackle participants a tour of MIPD.